

Note: This report includes information through January 9 which is Week 16 of 32

Tony Su's Bowling Record - Team 1: Team 1

Week No.	Bowling Date	Old Ave	Old HDCP	-			Total	HDCP Total	Pins	Gms	---Average Change---			High Game	High Sers	HDCP Game	HDCP Sers
				-1-	-2-	-3-					New - Old	--->	+/-				
1	09/05/17	bk165	49	199	160	a165	524	671	359	2	179.50	- 0.00	= 179.50	199	359	248	457
2	09/12/17	bk165	49	143	236	145	524	671	883	5	176.60	- 179.50	= -2.90	236	524	285	671
3	09/19/17	bk165	49	114	144	149	407	554	1290	8	161.25	- 176.60	= -15.35	236	524	285	671
4	09/26/17	bk165	49	158	190	186	534	691	1824	11	165.82	- 161.25	= 4.57	236	534	285	691
5	10/03/17	165	49	174	189	164	527	674	2351	14	167.93	- 165.82	= 2.11	236	534	285	691
6	10/10/17	167	47	107	150	154	411	552	2762	17	162.47	- 167.93	= -5.46	236	534	285	691
7	10/17/17	162	52	181	199	190	570	726	3332	20	166.60	- 162.47	= 4.13	236	570	285	726
8	10/31/17	166	48	221	146	178	545	689	3877	23	168.57	- 166.60	= 1.97	236	570	285	726
9	11/07/17	168	46	168	152	151	471	609	4348	26	167.23	- 168.57	= -1.33	236	570	285	726
10	11/14/17	167	47	188	165	143	496	637	4844	29	167.03	- 167.23	= -0.20	236	570	285	726
11	11/21/17	167	47	139	144	161	444	585	5288	32	165.25	- 167.03	= -1.78	236	570	285	726
12	11/28/17	165	49	152	123	140	415	562	5703	35	162.94	- 165.25	= -2.31	236	570	285	726
13	12/05/17	162	52	165	159	141	465	621	6168	38	162.32	- 162.94	= -0.63	236	570	285	726
14	12/12/17	162	52	124	168	138	430	586	6598	41	160.93	- 162.32	= -1.39	236	570	285	726
15	12/19/17	160	54	173	197	194	564	726	7162	44	162.77	- 160.93	= 1.85	236	570	285	726
16	01/09/18	162	52				0	0	7162	44	162.77	- 162.77	= 0.00	236	570	285	726

End of 1st part

<u><100</u>	<u>100's</u>	<u>125's</u>	<u>150's</u>	<u>175's</u>	<u>200's</u>	<u>225's</u>	<u>250's</u>	<u>275's</u>	<u>300's</u>
	4	11	16	11	1	1			
<u><400</u>	<u>400's</u>	<u>450's</u>	<u>500's</u>	<u>550's</u>	<u>600's</u>	<u>650's</u>	<u>700's</u>	<u>750's</u>	<u>800's</u>
	5	3	4	2					
<u>Ave of Game 1</u>			<u>Ave of Game 2</u>			<u>Ave of Game 3</u>			
160.40			168.13			159.57			

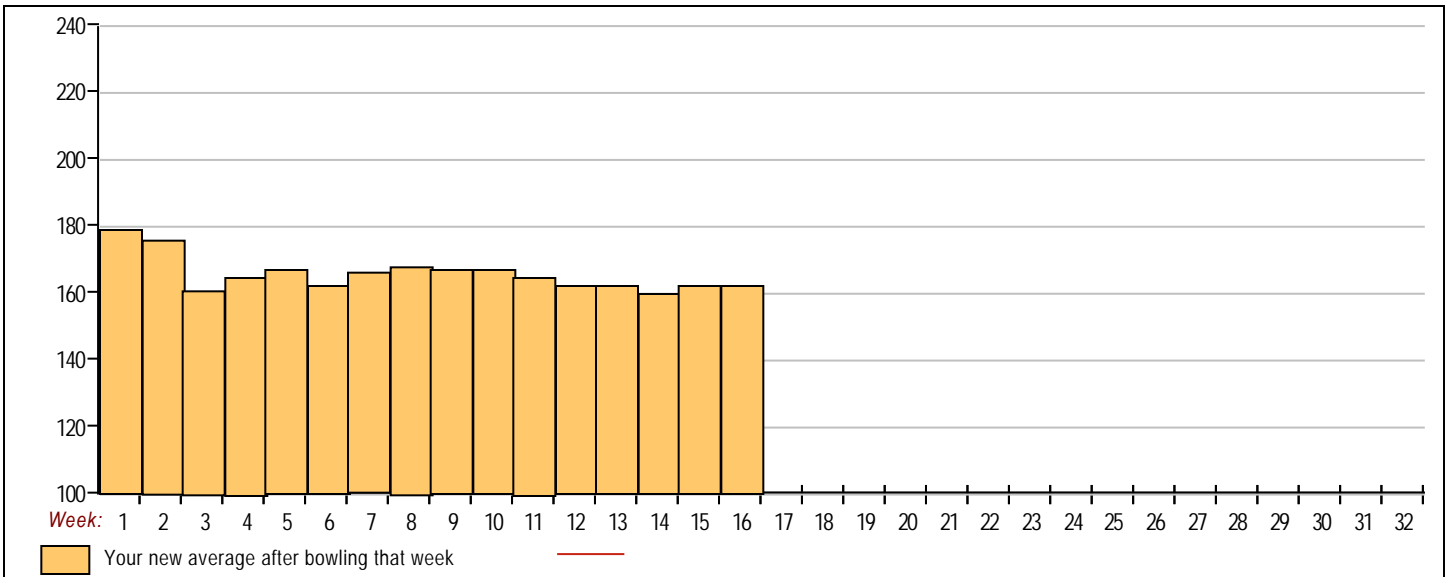
High game of 236 on week 2
Low game of 107 on week 6

High series of 570 on week 7
Low series of 407 on week 3

High average of 179.50 after bowling week 1
Low average of 160.93 after bowling week 14

High Scores by Game

Game #1: 221 on week 8 Game #2: 236 on week 2 Game #3: 194 on week 15



Note: This report includes information through January 9 which is Week 16 of 32

Tom Mei's Bowling Record - Team 1: Team 1

Week No.	Bowling Date	Old Ave	Old HDCP	-			Total	HDCP Total	Pins	Gms	---Average Change---			High Game	High Sers	HDCP Game	HDCP Sers
				-1-	-2-	-3-					New - Old	---> +/-					
1	09/05/17	bk174	41	186	192	184	562	685	562	3	187.33	- 0.00	= 187.33	192	562	233	685
2	09/12/17	bk174	41	158	140	201	499	622	1061	6	176.83	- 187.33	= -10.50	201	562	242	685
3	09/19/17	bk174	41	a174	a174	a174	522	645	1061	6	176.83	- 176.83	= 0.00	201	562	242	685
4	09/26/17	bk174	41	158	218	181	557	680	1618	9	179.78	- 176.83	= 2.94	218	562	259	685
5	10/03/17	179	36	a179	a179	a179	537	645	1618	9	179.78	- 179.78	= 0.00	218	562	259	685
6	10/10/17	179	36	a179	a179	a179	537	645	1618	9	179.78	- 179.78	= 0.00	218	562	259	685
7	10/17/17	179	36	141	174	147	462	570	2080	12	173.33	- 179.78	= -6.44	218	562	259	685
8	10/31/17	173	42	a173	a173	a173	519	645	2080	12	173.33	- 173.33	= 0.00	218	562	259	685
9	11/07/17	173	42	163	179	135	477	603	2557	15	170.47	- 173.33	= -2.87	218	562	259	685
10	11/14/17	170	45	168	144	174	486	621	3043	18	169.06	- 170.47	= -1.41	218	562	259	685
11	11/21/17	169	45	a169	a169	a169	507	642	3043	18	169.06	- 169.06	= 0.00	218	562	259	685
12	11/28/17	169	45	202	143	169	514	649	3557	21	169.38	- 169.06	= 0.33	218	562	259	685
13	12/05/17	169	45	233	124	172	529	664	4086	24	170.25	- 169.38	= 0.87	233	562	278	685
14	12/12/17	170	45	146	143	170	459	594	4545	27	168.33	- 170.25	= -1.92	233	562	278	685
15	12/19/17	168	46	147	153	170	470	608	5015	30	167.17	- 168.33	= -1.17	233	562	278	685
16	01/09/18	167	47				0	0	5015	30	167.17	- 167.17	= 0.00	233	562	278	685

End of 1st part

<u><100</u>	<u>100's</u>	<u>125's</u>	<u>150's</u>	<u>175's</u>	<u>200's</u>	<u>225's</u>	<u>250's</u>	<u>275's</u>	<u>300's</u>
	1	9	11	5	3	1			
<u><400</u>	<u>400's</u>	<u>450's</u>	<u>500's</u>	<u>550's</u>	<u>600's</u>	<u>650's</u>	<u>700's</u>	<u>750's</u>	<u>800's</u>
		6	2	2					
<u>Ave of Game 1</u>			<u>Ave of Game 2</u>			<u>Ave of Game 3</u>			
170.20			161.00			170.30			

High game of **233** on week **13**

Low game of **124** on week **13**

High series of **562** on week **1**

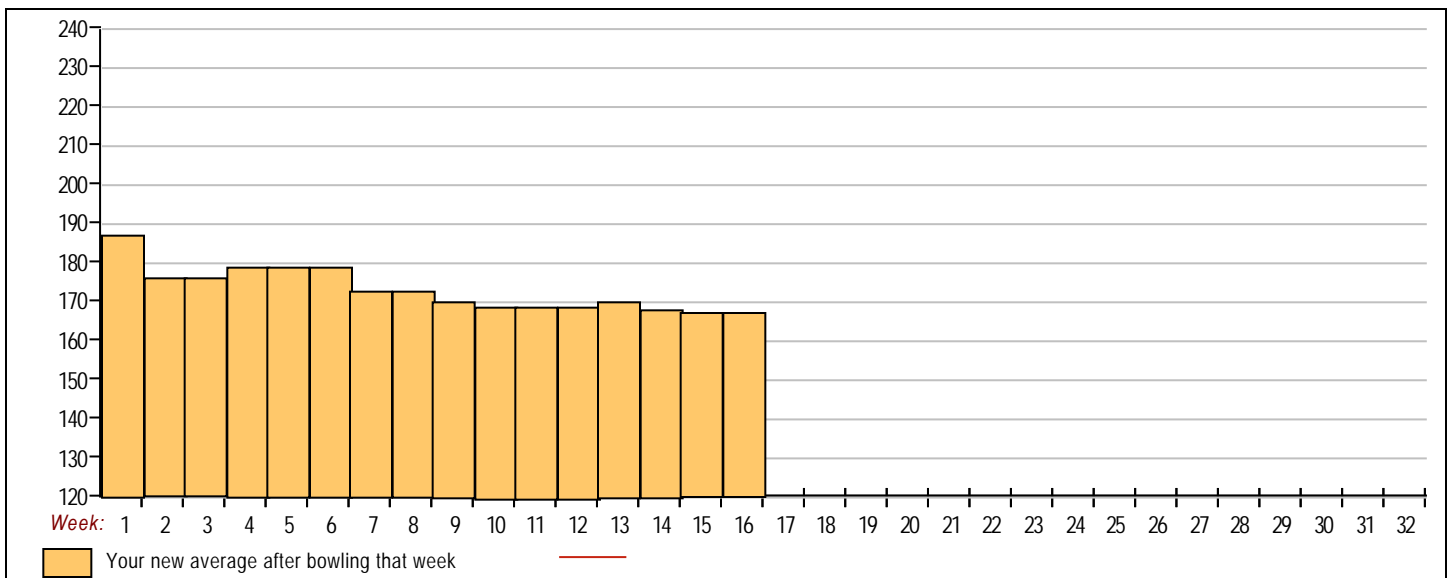
Low series of **459** on week **14**

High average of **187.33** after bowling week **1**

Low average of **167.17** after bowling week **15**

High Scores by Game

Game #1: **233** on week **13** Game #2: **218** on week **4** Game #3: **201** on week **2**



Note: This report includes information through January 9 which is Week 16 of 32

Donald Li's Bowling Record - Team 1: Team 1

Week No.	Bowling Date	Old Ave	Old HDCP	-1-	-2-	-3-	Total	HDCP Total	Pins	Gms	---Average Change---			High Game	High Sers	HDCP Game	HDCP Sers		
											New - Old	--->	+/-						
1	09/05/17	bk166	0				0	0	0	0	-	0.00	=	0.00	0	0			
2	09/12/17	bk166	0				0	0	0	0	-	0.00	=	0.00	0	0			
3	09/19/17	bk166	0				0	0	0	0	-	0.00	=	0.00	0	0			
4	09/26/17	bk166	48	131	184	156	471	615	471	3	157.00	-	0.00	=	157.00	184	471	232	615
5	10/03/17	bk166	48	145	129	166	440	584	911	6	151.83	-	157.00	=	-5.17	184	471	232	615
6	10/10/17	bk166	48	125	170	204	499	643	1410	9	156.67	-	151.83	=	4.83	204	499	252	643
7	10/17/17	156	57	211	144	165	520	691	1930	12	160.83	-	156.67	=	4.17	211	520	268	691
8	10/31/17	160	0				0	0	1930	12	160.83	-	160.83	=	0.00	211	520	268	691
9	11/07/17	160	0				0	0	1930	12	160.83	-	160.83	=	0.00	211	520	268	691
10	11/14/17	160	0				0	0	1930	12	160.83	-	160.83	=	0.00	211	520	268	691
11	11/21/17	160	0				0	0	1930	12	160.83	-	160.83	=	0.00	211	520	268	691
12	11/28/17	160	0				0	0	1930	12	160.83	-	160.83	=	0.00	211	520	268	691
13	12/05/17	160	0				0	0	1930	12	160.83	-	160.83	=	0.00	211	520	268	691
14	12/12/17	160	54	147	131	177	455	617	2385	15	159.00	-	160.83	=	-1.83	211	520	268	691
15	12/19/17	159	54	180	159	130	469	631	2854	18	158.56	-	159.00	=	-0.44	211	520	268	691
16	01/09/18	158	55				0	0	2854	18	158.56	-	158.56	=	0.00	211	520	268	691

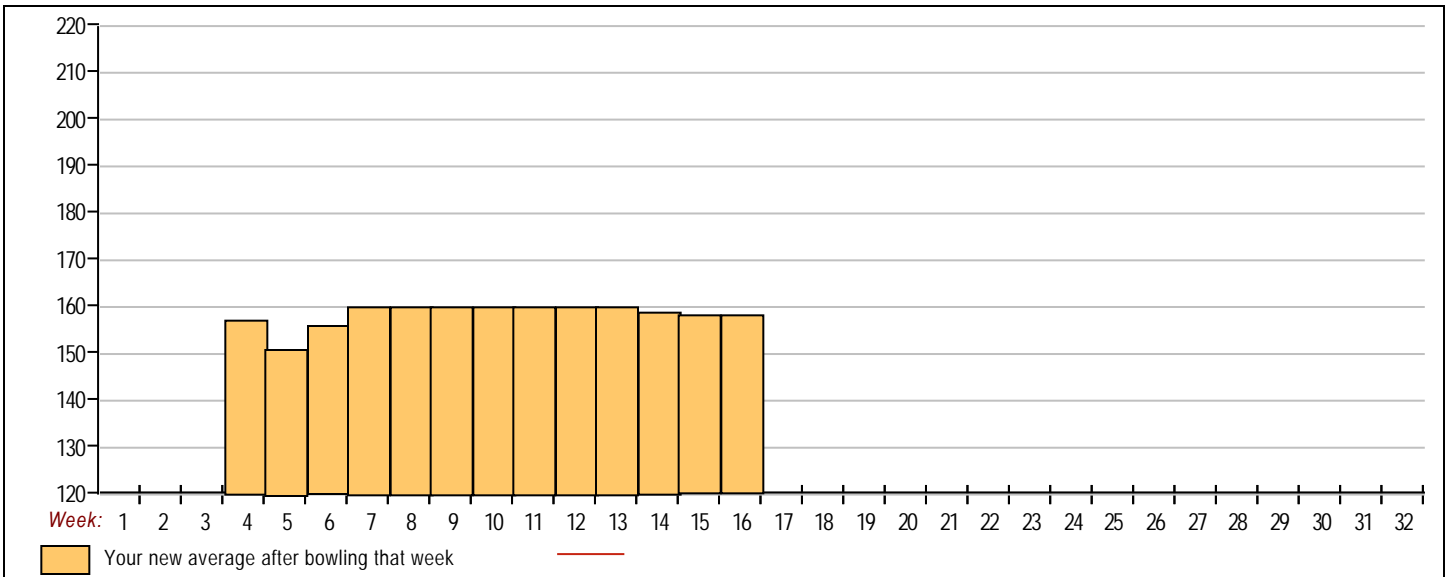
End of 1st part

<u><100</u>	<u>100's</u>	<u>125's</u>	<u>150's</u>	<u>175's</u>	<u>200's</u>	<u>225's</u>	<u>250's</u>	<u>275's</u>	<u>300's</u>
		8	5	3	2				
<u><400</u>	<u>400's</u>	<u>450's</u>	<u>500's</u>	<u>550's</u>	<u>600's</u>	<u>650's</u>	<u>700's</u>	<u>750's</u>	<u>800's</u>
	1	4	1						
<u>Ave of Game 1</u>			<u>Ave of Game 2</u>			<u>Ave of Game 3</u>			
156.50			152.83			166.33			

High game of **211** on week **7** High series of **520** on week **7** High average of **160.83** after bowling week **7**
 Low game of **125** on week **6** Low series of **440** on week **5** Low average of **151.83** after bowling week **5**

High Scores by Game

Game #1: **211** on week **7** Game #2: **184** on week **4** Game #3: **204** on week **6**



Note: This report includes information through January 9 which is Week 16 of 32

Eric Chung's Bowling Record - Team 1: Team 1

Week No.	Bowling Date	Old Ave	Old HDCP	Scores			Total	HDCP Total	Pins	Gms	---Average Change---			High Game	High Sers	HDCP Game	HDCP Sers		
				-1-	-2-	-3-					New	Old	---> +/-						
1	09/05/17	173	42	170	176	a173	519	645	346	2	173.00	-	0.00	=	173.00	176	346		
2	09/12/17	162	52	140	120	127	387	571	733	5	146.60	-	173.00	=	-26.40	176	387		
3	09/19/17	141	71	122	124	151	397	610	1130	8	141.25	-	146.60	=	-5.35	176	397		
4	09/26/17	141	0				0	0	1130	8	141.25	-	141.25	=	0.00	176	397		
5	10/03/17	141	0				0	0	1130	8	141.25	-	141.25	=	0.00	176	397		
6	10/10/17	141	0				0	0	1130	8	141.25	-	141.25	=	0.00	176	397		
7	10/17/17	141	0				0	0	1130	8	141.25	-	141.25	=	0.00	176	397		
8	10/31/17	141	71	114	169	121	404	621	1534	11	139.45	-	141.25	=	-1.80	176	404	240	432
9	11/07/17	139	72	141	150	116	407	623	1941	14	138.64	-	139.45	=	-0.81	176	407	242	623
10	11/14/17	138	73	180	154	151	485	704	2426	17	142.71	-	138.64	=	4.06	180	485	253	704
11	11/21/17	142	70	a142	a142	a142	426	636	2426	17	142.71	-	142.71	=	0.00	180	485	253	704
12	11/28/17	142	70	a142	a142	a142	426	636	2426	17	142.71	-	142.71	=	0.00	180	485	253	704
13	12/05/17	142	70	a142	a142	a142	426	636	2426	17	142.71	-	142.71	=	0.00	180	485	253	704
14	12/12/17	142	0				0	0	2426	17	142.71	-	142.71	=	0.00	180	485	253	704
15	12/19/17	142	0				0	0	2426	17	142.71	-	142.71	=	0.00	180	485	253	704
16	01/09/18	142	70				0	0	2426	17	142.71	-	142.71	=	0.00	180	485	253	704

End of 1st part



<u><100</u>	<u>100's</u>	<u>125's</u>	<u>150's</u>	<u>175's</u>	<u>200's</u>	<u>225's</u>	<u>250's</u>	<u>275's</u>	<u>300's</u>
	6	3	6	2					
<u><400</u>	<u>400's</u>	<u>450's</u>	<u>500's</u>	<u>550's</u>	<u>600's</u>	<u>650's</u>	<u>700's</u>	<u>750's</u>	<u>800's</u>
2	2	1							

<u>Ave of Game 1</u>	<u>Ave of Game 2</u>	<u>Ave of Game 3</u>
144.50	148.83	133.20

High game of **180** on week **10** High series of **519** on week **1** High average of **173.00** after bowling week **1**
 Low game of **114** on week **8** Low series of **387** on week **2** Low average of **138.64** after bowling week **9**

High Scores by Game

Game #1: **180** on week **10** Game #2: **176** on week **1** Game #3: **151** on week **3**

