

Note: This report includes information through January 9 which is Week 16 of 32

### Van Zeng's Bowling Record - Team 10: Just Bowling

Week No.	Bowling Date	Old Ave	Old HDCP	-			Total	HDCP Total	Pins	Gms	---Average Change---			High Game	High Sers	HDCP Game	HDCP Sers		
				-1-	-2-	-3-					New	Old	---> +/-						
1	09/05/17	bk169	0				0	0	0	0	-	0.00	=	0.00	0	0			
2	09/12/17	bk169	45	<b>232</b>	144	<b>173</b>	549	684	549	3	183.00	-	0.00	=	183.00	232	549	277	684
3	09/19/17	bk169	45	<b>203</b>	140	155	498	633	1047	6	174.50	-	183.00	=	-8.50	232	549	277	684
4	09/26/17	bk169	45	147	<b>188</b>	<b>174</b>	509	644	1556	9	172.89	-	174.50	=	-1.61	232	549	277	684
5	10/03/17	172	43	<b>168</b>	159	<b>178</b>	505	<b>634</b>	2061	12	171.75	-	172.89	=	-1.14	232	549	277	684
6	10/10/17	171	44	a171	a171	a171	513	645	2061	12	171.75	-	171.75	=	0.00	232	549	277	684
7	10/17/17	171	44	171	<b>249</b>	161	581	<b>713</b>	2642	15	176.13	-	171.75	=	4.38	249	581	293	713
8	10/31/17	176	39	160	149	178	487	604	3129	18	173.83	-	176.13	=	-2.30	249	581	293	713
9	11/07/17	173	42	<b>190</b>	202	110	502	628	3631	21	172.90	-	173.83	=	-0.93	249	581	293	713
10	11/14/17	172	43	<b>222</b>	140	<b>167</b>	529	<b>658</b>	4160	24	173.33	-	172.90	=	0.43	249	581	293	713
11	11/21/17	173	42	160	<b>206</b>	<b>192</b>	558	<b>684</b>	4718	27	174.74	-	173.33	=	1.41	249	581	293	713
12	11/28/17	174	41	<b>194</b>	164	<b>229</b>	587	<b>710</b>	5305	30	176.83	-	174.74	=	2.09	249	587	293	713
13	12/05/17	176	39	<b>179</b>	<b>159</b>	192	530	<b>647</b>	5835	33	176.82	-	176.83	=	-0.02	249	587	293	713
14	12/12/17	176	39	<b>200</b>	<b>220</b>	189	609	<b>726</b>	6444	36	179.00	-	176.82	=	2.18	249	609	293	726
15	12/19/17	179	36	149	142	<b>199</b>	490	598	6934	39	177.79	-	179.00	=	-1.21	249	609	293	726
16	01/09/18	177	38	161	215	162	538	652	7472	42	177.90	-	177.79	=	0.11	249	609	293	726

End of 1st part

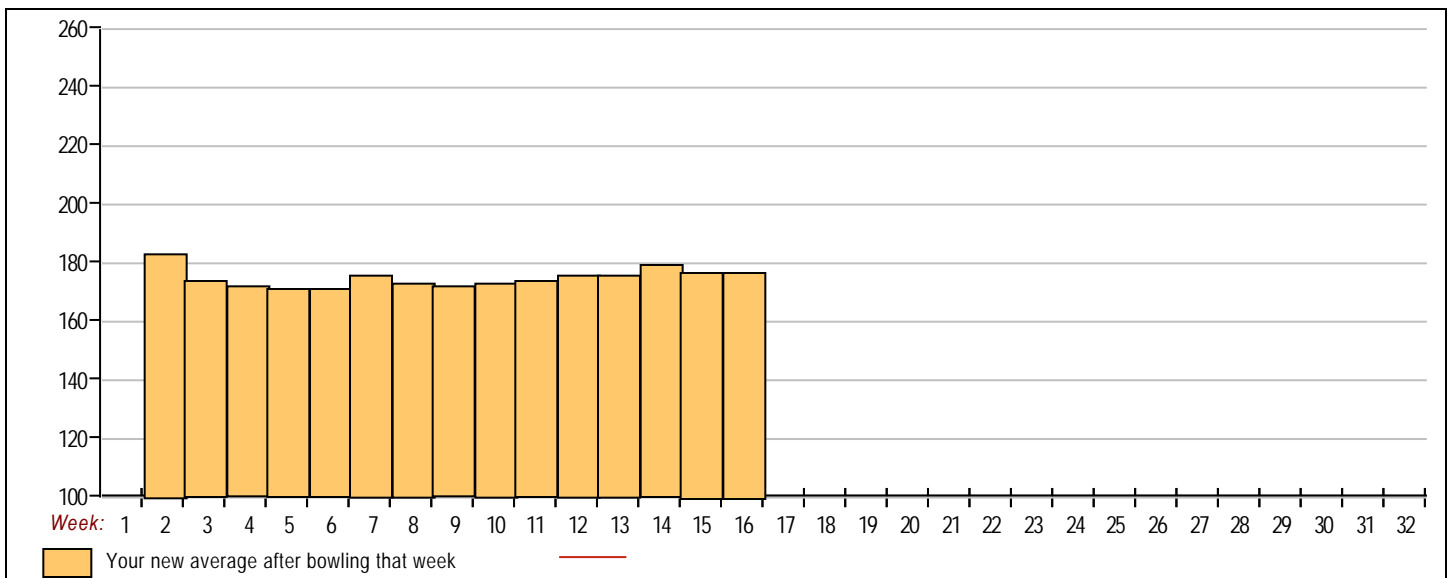
<u>&lt;100</u>	<u>100's</u>	<u>125's</u>	<u>150's</u>	<u>175's</u>	<u>200's</u>	<u>225's</u>	<u>250's</u>	<u>275's</u>	<u>300's</u>
	1	7	14	10	7	3			
<u>&lt;400</u>	<u>400's</u>	<u>450's</u>	<u>500's</u>	<u>550's</u>	<u>600's</u>	<u>650's</u>	<u>700's</u>	<u>750's</u>	<u>800's</u>
		3	7	3	1				

<u>Ave of Game 1</u>	<u>Ave of Game 2</u>	<u>Ave of Game 3</u>
181.14	176.93	175.64

High game of **249** on week **7**                      High series of **609** on week **14**                      High average of **183.00** after bowling week **2**  
 Low game of **110** on week **9**                      Low series of **487** on week **8**                      Low average of **171.75** after bowling week **5**

High Scores by Game

Game #1: **232** on week **2**    Game #2: **249** on week **7**    Game #3: **229** on week **12**



Note: This report includes information through January 9 which is Week 16 of 32

**Stanley Zhu's Bowling Record - Team 10: Just Bowling**

Week No.	Bowling Date	Old Ave	Old HDCP	Series			Total	HDCP Total	Pins	Gms	---Average Change---			High Game	High Sers	HDCP Game	HDCP Sers		
				-1-	-2-	-3-					New	Old	---> +/-						
1	09/05/17	bk217	0				0	0	0	0	-	0.00	=	0.00	0	0			
2	09/12/17	bk217	0				0	0	0	0	-	0.00	=	0.00	0	0			
3	09/19/17	bk217	2	177	175	<b>211</b>	563	569	563	3	187.67	-	0.00	=	187.67	211	563	213	569
4	09/26/17	bk217	2	184	<b>189</b>	226	599	605	1162	6	193.67	-	187.67	=	6.00	226	599	228	605
5	10/03/17	bk217	2	<b>201</b>	<b>207</b>	<b>228</b>	636	<b>642</b>	1798	9	199.78	-	193.67	=	6.11	228	636	230	642
6	10/10/17	207	11	<b>260</b>	<b>216</b>	175	651	<b>684</b>	2449	12	204.08	-	199.78	=	4.31	260	651	271	684
7	10/17/17	207	11	223	<b>236</b>	216	675	708	3124	15	208.27	-	204.08	=	4.18	260	675	271	708
8	10/31/17	208	10	238	175	<b>240</b>	653	683	3777	18	209.83	-	208.27	=	1.57	260	675	271	708
9	11/07/17	209	9	<b>215</b>	<b>226</b>	177	618	<b>645</b>	4395	21	209.29	-	209.83	=	-0.55	260	675	271	708
10	11/14/17	209	9	<b>247</b>	<b>225</b>	<b>244</b>	716	<b>743</b>	5111	24	212.96	-	209.29	=	3.67	260	716	271	743
11	11/21/17	212	7	213	226	<b>277</b>	716	737	5827	27	215.81	-	212.96	=	2.86	277	716	284	743
12	11/28/17	215	4	176	<b>244</b>	<b>224</b>	644	<b>656</b>	6471	30	215.70	-	215.81	=	-0.11	277	716	284	743
13	12/05/17	215	4	<b>190</b>	<b>220</b>	<b>225</b>	635	<b>647</b>	7106	33	215.33	-	215.70	=	-0.37	277	716	284	743
14	12/12/17	215	4	166	<b>222</b>	<b>246</b>	634	646	7740	36	215.00	-	215.33	=	-0.33	277	716	284	743
15	12/19/17	215	4	<b>234</b>	201	206	641	<b>653</b>	8381	39	214.90	-	215.00	=	-0.10	277	716	284	743
16	01/09/18	214	5	258	215	<b>233</b>	706	<b>721</b>	9087	42	216.36	-	214.90	=	1.46	277	716	284	743

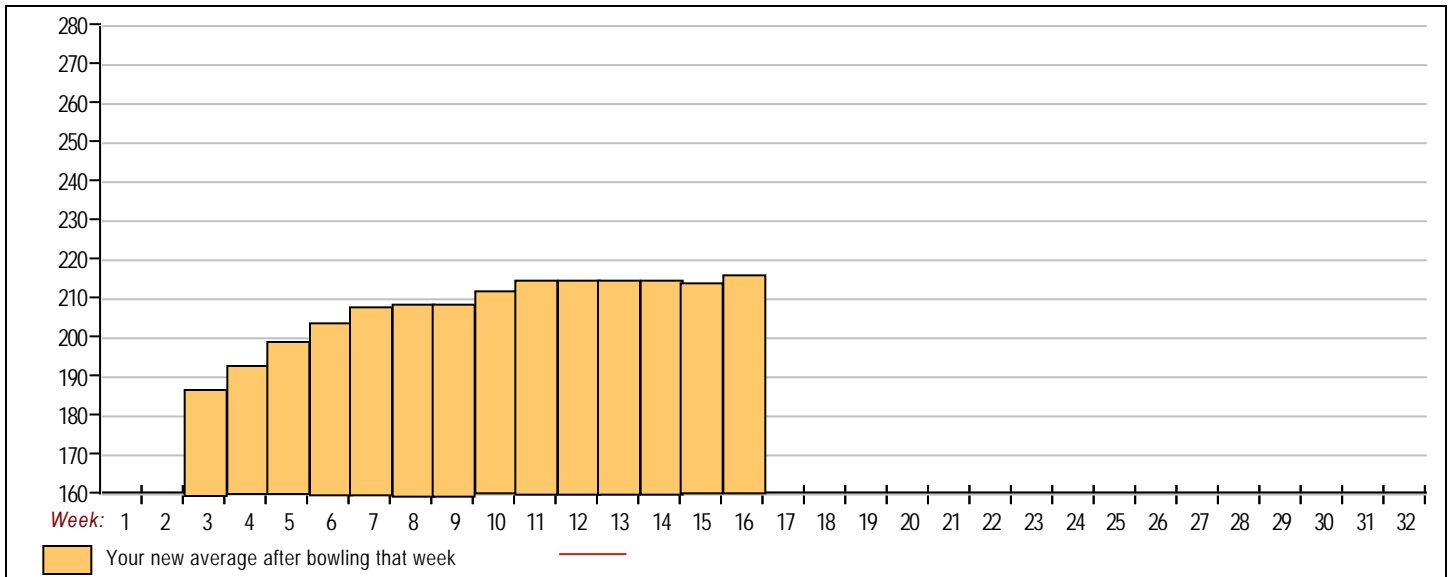
**End of 1st part**

<u>&lt;100</u>	<u>100's</u>	<u>125's</u>	<u>150's</u>	<u>175's</u>	<u>200's</u>	<u>225's</u>	<u>250's</u>	<u>275's</u>	<u>300's</u>
			1	9	14	15	2	1	
<u>&lt;400</u>	<u>400's</u>	<u>450's</u>	<u>500's</u>	<u>550's</u>	<u>600's</u>	<u>650's</u>	<u>700's</u>	<u>750's</u>	<u>800's</u>
			2	6	3	3			
			<u>Ave of Game 1</u>	<u>Ave of Game 2</u>	<u>Ave of Game 3</u>				
			213.00	212.64	223.43				

High game of **277** on week **11**      High series of **716** on week **10**      High average of **216.36** after bowling week **16**  
 Low game of **166** on week **14**      Low series of **563** on week **3**      Low average of **187.67** after bowling week **3**

High Scores by Game

Game #1: **260** on week **6**    Game #2: **244** on week **12**    Game #3: **277** on week **11**



Note: This report includes information through January 9 which is Week 16 of 32

**Justin Luu's Bowling Record - Team 10: Just Bowling**

Week No.	Bowling Date	Old Ave	Old HDCP	Series			Total	HDCP Total	Pins	Gms	---Average Change---			High Game	High Sers	HDCP Game	HDCP Sers
				-1-	-2-	-3-					New - Old	---> +/-					
1	09/05/17	bk210	9	200	214	<b>239</b>	653	<b>680</b>	653	3	217.67	- 0.00	= 217.67	239	653	248	680
2	09/12/17	bk210	9	170	<b>233</b>	<b>244</b>	647	674	1300	6	216.67	- 217.67	= -1.00	244	653	253	680
3	09/19/17	bk210	0				0	0	1300	6	216.67	- 216.67	= 0.00	244	653	253	680
4	09/26/17	bk210	9	148	<b>247</b>	<b>205</b>	600	<b>627</b>	1900	9	211.11	- 216.67	= -5.56	247	653	256	680
5	10/03/17	211	8	<b>267</b>	157	190	614	<b>638</b>	2514	12	209.50	- 211.11	= -1.61	267	653	275	680
6	10/10/17	209	9	191	<b>269</b>	<b>216</b>	676	<b>703</b>	3190	15	212.67	- 209.50	= 3.17	269	676	278	703
7	10/17/17	212	7	<b>237</b>	<b>238</b>	<b>247</b>	722	<b>743</b>	3912	18	217.33	- 212.67	= 4.67	269	722	278	743
8	10/31/17	217	2	<b>239</b>	213	<b>258</b>	710	<b>716</b>	4622	21	220.10	- 217.33	= 2.76	269	722	278	743
9	11/07/17	220	0	<b>245</b>	<b>206</b>	220	671	671	5293	24	220.54	- 220.10	= 0.45	269	722	278	743
10	11/14/17	220	0	167	<b>222</b>	<b>216</b>	605	605	5898	27	218.44	- 220.54	= -2.10	269	722	278	743
11	11/21/17	218	1	<b>236</b>	<b>219</b>	205	660	<b>663</b>	6558	30	218.60	- 218.44	= 0.16	269	722	278	743
12	11/28/17	218	1	168	183	201	552	555	7110	33	215.45	- 218.60	= -3.15	269	722	278	743
13	12/05/17	215	4	<b>225</b>	<b>234</b>	<b>226</b>	685	<b>697</b>	7795	36	216.53	- 215.45	= 1.07	269	722	278	743
14	12/12/17	216	3	<b>225</b>	196	<b>278</b>	699	<b>708</b>	8494	39	217.79	- 216.53	= 1.27	278	722	281	743
15	12/19/17	217	2	192	<b>246</b>	176	614	620	9108	42	216.86	- 217.79	= -0.94	278	722	281	743
16	01/09/18	216	3	186	235	215	636	645	9744	45	216.53	- 216.86	= -0.32	278	722	281	743

**End of 1st part**

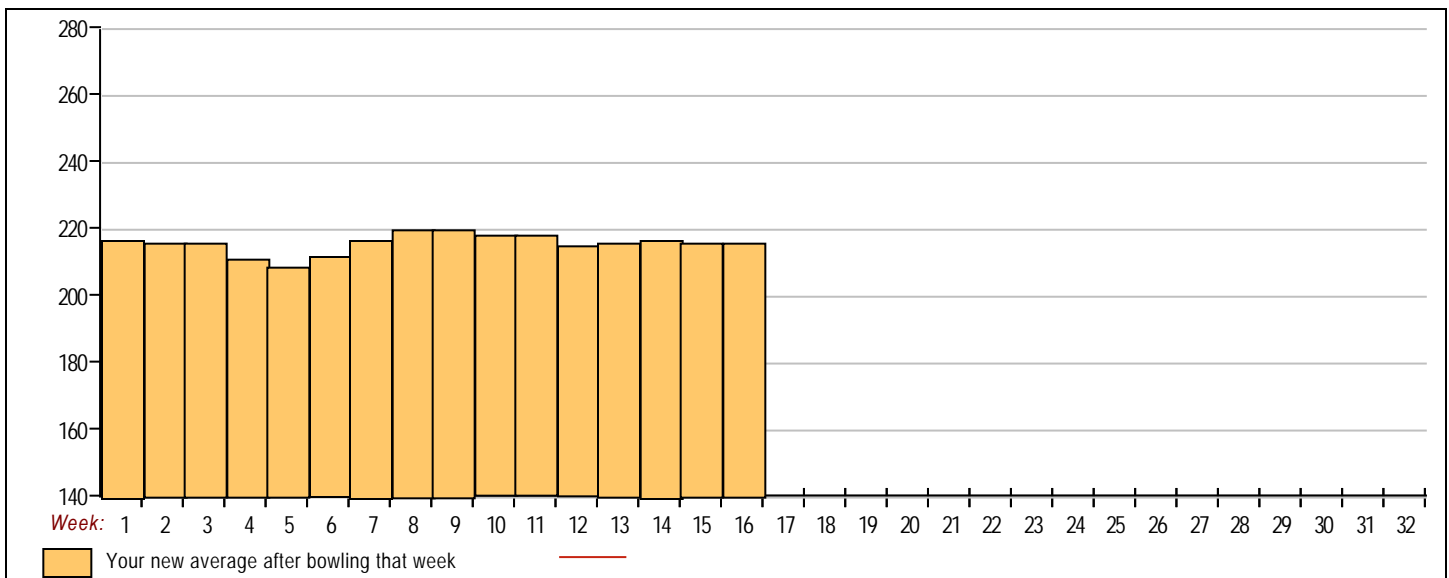


<u>&lt;100</u>	<u>100's</u>	<u>125's</u>	<u>150's</u>	<u>175's</u>	<u>200's</u>	<u>225's</u>	<u>250's</u>	<u>275's</u>	<u>300's</u>
		1	4	7	13	16	3	1	
<u>&lt;400</u>	<u>400's</u>	<u>450's</u>	<u>500's</u>	<u>550's</u>	<u>600's</u>	<u>650's</u>	<u>700's</u>	<u>750's</u>	<u>800's</u>
				1	6	6	2		
			<u>Ave of Game 1</u>	<u>Ave of Game 2</u>	<u>Ave of Game 3</u>				
			206.40	220.80	222.40				

High game of 278 on week 14      High series of 722 on week 7      High average of 220.54 after bowling week 9  
 Low game of 148 on week 4      Low series of 552 on week 12      Low average of 209.50 after bowling week 5

High Scores by Game

Game #1: 267 on week 5    Game #2: 269 on week 6    Game #3: 278 on week 14



Note: This report includes information through January 9 which is Week 16 of 32

**Dick Zhu's Bowling Record - Team 10: Just Bowling**

Week No.	Bowling Date	Old Ave	Old HDCP	-			Total	HDCP Total	Pins	Gms	---Average Change---			High Game	High Sers	HDCP Game	HDCP Sers		
				-1-	-2-	-3-					New - Old	---> +/-							
1	09/05/17	bk188	0				0	0	0	0	-	0.00	=	0.00	0	0			
2	09/12/17	bk188	28	<b>210</b>	<b>184</b>	176	570	<b>654</b>	570	3	190.00	-	0.00	=	190.00	210	570	238	654
3	09/19/17	bk188	28	<b>200</b>	<b>184</b>	<b>210</b>	594	<b>678</b>	1164	6	194.00	-	190.00	=	4.00	210	594	238	678
4	09/26/17	bk188	0		171	178	349	405	1513	8	189.13	-	194.00	=	-4.88	210	594	238	678
5	10/03/17	bk188	28	166	<b>170</b>	<b>211</b>	547	<b>635</b>	2060	11	187.27	-	189.13	=	-1.85	211	594	241	678
6	10/10/17	187	29	195	190	199	584	671	2644	14	188.86	-	187.27	=	1.58	211	594	241	678
7	10/17/17	188	0				0	0	2644	14	188.86	-	188.86	=	0.00	211	594	241	678
8	10/31/17	188	0				0	0	2644	14	188.86	-	188.86	=	0.00	211	594	241	678
9	11/07/17	188	0				0	0	2644	14	188.86	-	188.86	=	0.00	211	594	241	678
10	11/14/17	188	0				0	0	2644	14	188.86	-	188.86	=	0.00	211	594	241	678
11	11/21/17	188	0				0	0	2644	14	188.86	-	188.86	=	0.00	211	594	241	678
12	11/28/17	188	28	<b>206</b>	157	<b>196</b>	559	<b>643</b>	3203	17	188.41	-	188.86	=	-0.45	211	594	241	678
13	12/05/17	188	0				0	0	3203	17	188.41	-	188.41	=	0.00	211	594	241	678
14	12/12/17	188	28	<b>187</b>	184	180	551	635	3754	20	187.70	-	188.41	=	-0.71	211	594	241	678
15	12/19/17	187	0				0	0	3754	20	187.70	-	187.70	=	0.00	211	594	241	678
16	01/09/18	187	29				0	0	3754	20	187.70	-	187.70	=	0.00	211	594	241	678

**End of 1st part**

<u>&lt;100</u>	<u>100's</u>	<u>125's</u>	<u>150's</u>	<u>175's</u>	<u>200's</u>	<u>225's</u>	<u>250's</u>	<u>275's</u>	<u>300's</u>
			4	11	5				
<u>&lt;400</u>	<u>400's</u>	<u>450's</u>	<u>500's</u>	<u>550's</u>	<u>600's</u>	<u>650's</u>	<u>700's</u>	<u>750's</u>	<u>800's</u>
1			1	5					

<u>Ave of Game 1</u>	<u>Ave of Game 2</u>	<u>Ave of Game 3</u>
194.00	177.14	192.86

High game of **211** on week **5**      High series of **594** on week **3**      High average of **194.00** after bowling week **3**  
 Low game of **157** on week **12**      Low series of **349** on week **4**      Low average of **187.27** after bowling week **5**

High Scores by Game  
 Game #1: **210** on week **2**   Game #2: **190** on week **6**   Game #3: **211** on week **5**

