

Note: This report includes information through January 9 which is Week 16 of 32

Sang Lai's Bowling Record - Team 14: Team 14

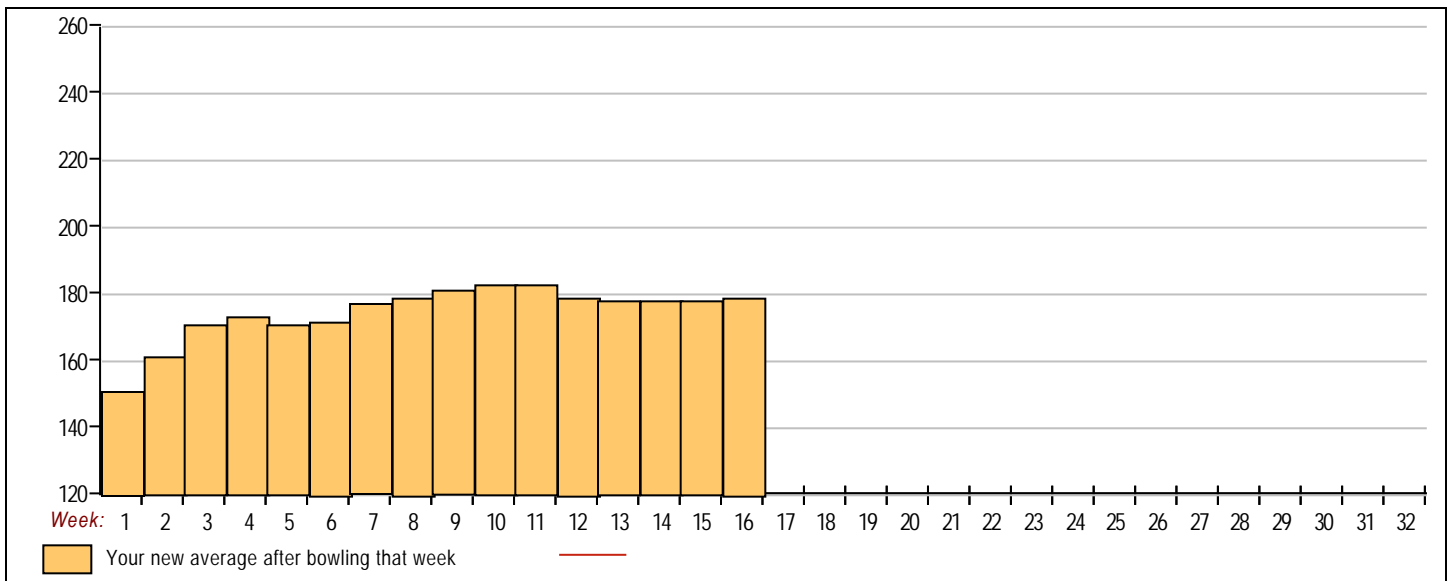
Week No.	Bowling Date	Old Ave	Old HDCP	-			Total	HDCP Total	Pins	Gms	---Average Change---			High Game	High Sers	HDCP Game	HDCP Sers
				-1-	-2-	-3-					New	Old	---> +/-				
1	09/05/17	bk169	45	145	139	171	455	590	455	3	151.67	- 0.00	= 151.67	171	455	216	590
2	09/12/17	bk169	45	174	167	174	515	650	970	6	161.67	- 151.67	= 10.00	174	515	219	650
3	09/19/17	bk169	45	192	220	164	576	711	1546	9	171.78	- 161.67	= 10.11	220	576	265	711
4	09/26/17	171	44	151	181	198	530	662	2076	12	173.00	- 171.78	= 1.22	220	576	265	711
5	10/03/17	173	42	157	183	163	503	629	2579	15	171.93	- 173.00	= -1.07	220	576	265	711
6	10/10/17	171	44	159	160	204	523	655	3102	18	172.33	- 171.93	= 0.40	220	576	265	711
7	10/17/17	172	43	254	162	205	621	750	3723	21	177.29	- 172.33	= 4.95	254	621	297	750
8	10/31/17	177	38	168	189	220	577	691	4300	24	179.17	- 177.29	= 1.88	254	621	297	750
9	11/07/17	179	36	216	203	188	607	715	4907	27	181.74	- 179.17	= 2.57	254	621	297	750
10	11/14/17	181	35	210	202	200	612	717	5519	30	183.97	- 181.74	= 2.23	254	621	297	750
----- Week 11 was bowled after week 12 -----																	
11	11/21/17	182	34	164	136	154	454	556	5519	30	183.97	- 0.00	= 183.97	254	621	297	750
Scores were bowled after week 12 for weeks: 11																	
12	11/28/17	183	33	169	155	164	488	587	6461	36	179.47	- 183.97	= -4.49	254	621	297	750
13	12/05/17	179	36	195	158	157	510	618	6971	39	178.74	- 179.47	= -0.73	254	621	297	750
14	12/12/17	178	37	179	173	179	531	642	7502	42	178.62	- 178.74	= -0.12	254	621	297	750
15	12/19/17	178	37	201	184	151	536	647	8038	45	178.62	- 178.62	= 0.00	254	621	297	750
16	01/09/18	178	37	205	172	211	588	699	8626	48	179.71	- 178.62	= 1.09	254	621	297	750

End of 1st part

<u><100</u>	<u>100's</u>	<u>125's</u>	<u>150's</u>	<u>175's</u>	<u>200's</u>	<u>225's</u>	<u>250's</u>	<u>275's</u>	<u>300's</u>
		3	22	10	12		1		
<u><400</u>	<u>400's</u>	<u>450's</u>	<u>500's</u>	<u>550's</u>	<u>600's</u>	<u>650's</u>	<u>700's</u>	<u>750's</u>	<u>800's</u>
		3	7	3	3				
<u>Ave of Game 1</u>			<u>Ave of Game 2</u>			<u>Ave of Game 3</u>			
183.69			174.00			181.44			

High game of 254 on week 7 High series of 621 on week 7 High average of 183.97 after bowling week 10
 Low game of 136 on week 11 Low series of 454 on week 11 Low average of 151.67 after bowling week 1

High Scores by Game
 Game #1: 254 on week 7 Game #2: 220 on week 3 Game #3: 220 on week 8



Note: This report includes information through January 9 which is Week 16 of 32

Patrick Lin's Bowling Record - Team 14: Team 14

Week No.	Bowling Date	Old Ave	Old HDCP	-			Total	HDCP Total	Pins	Gms	---Average Change---			High Game	High Sers	HDCP Game	HDCP Sers		
				-1-	-2-	-3-					New	Old	---> +/-						
1	09/05/17	bk177	38	193	194	188	575	689	575	3	191.67	-	0.00	=	191.67	194	575	232	689
2	09/12/17	bk177	38	155	183	195	533	647	1108	6	184.67	-	191.67	=	-7.00	195	575	233	689
3	09/19/17	bk177	38	153	138	179	470	584	1578	9	175.33	-	184.67	=	-9.33	195	575	233	689
4	09/26/17	175	40	237	233	186	656	776	2234	12	186.17	-	175.33	=	10.83	237	656	277	776
5	10/03/17	186	30	278	206	169	653	743	2887	15	192.47	-	186.17	=	6.30	278	656	308	776
6	10/10/17	192	25	171	208	246	625	700	3512	18	195.11	-	192.47	=	2.64	278	656	308	776
7	10/17/17	195	22	193	152	195	540	606	4052	21	192.95	-	195.11	=	-2.16	278	656	308	776
8	10/31/17	192	25	246	181	203	630	705	4682	24	195.08	-	192.95	=	2.13	278	656	308	776
9	11/07/17	195	22	181	184	192	557	623	5239	27	194.04	-	195.08	=	-1.05	278	656	308	776
10	11/14/17	194	0				0	0	5239	27	194.04	-	194.04	=	0.00	278	656	308	776
11	11/21/17	194	0				0	0	5239	27	194.04	-	194.04	=	0.00	278	656	308	776
12	11/28/17	194	0				0	0	5239	27	194.04	-	194.04	=	0.00	278	656	308	776
13	12/05/17	194	23	181	164	182	527	596	5766	30	192.20	-	194.04	=	-1.84	278	656	308	776
14	12/12/17	192	25	215	177	237	629	704	6395	33	193.79	-	192.20	=	1.59	278	656	308	776
15	12/19/17	193	24	200	248	235	683	755	7078	36	196.61	-	193.79	=	2.82	278	683	308	776
16	01/09/18	196	21	157	134	163	454	517	7532	39	193.13	-	196.61	=	-3.48	278	683	308	776

End of 1st part

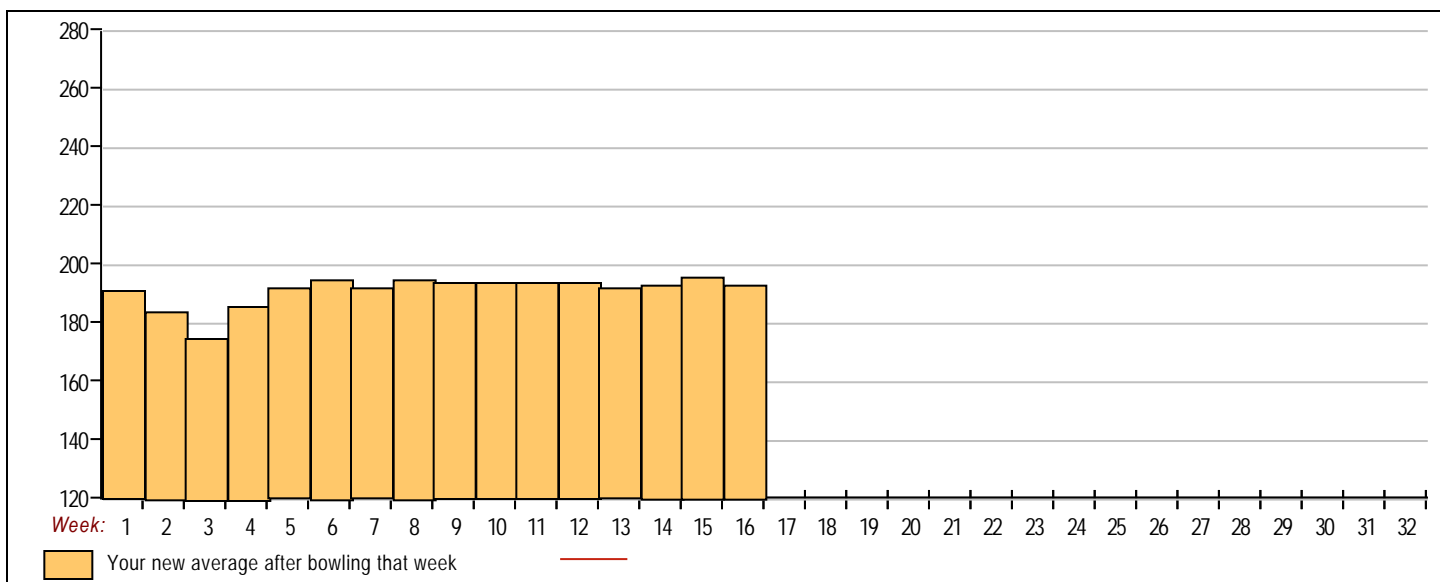


<u><100</u>	<u>100's</u>	<u>125's</u>	<u>150's</u>	<u>175's</u>	<u>200's</u>	<u>225's</u>	<u>250's</u>	<u>275's</u>	<u>300's</u>
		2	8	16	5	7		1	
<u><400</u>	<u>400's</u>	<u>450's</u>	<u>500's</u>	<u>550's</u>	<u>600's</u>	<u>650's</u>	<u>700's</u>	<u>750's</u>	<u>800's</u>
		2	3	2	3	3			
			<u>Ave of Game 1</u>	<u>Ave of Game 2</u>	<u>Ave of Game 3</u>				
			196.92	184.77	197.69				

High game of 278 on week 5 High series of 683 on week 15 High average of 196.61 after bowling week 15
 Low game of 134 on week 16 Low series of 454 on week 16 Low average of 175.33 after bowling week 3

High Scores by Game

Game #1: 278 on week 5 Game #2: 248 on week 15 Game #3: 246 on week 6



Note: This report includes information through January 9 which is Week 16 of 32

Billy Koo's Bowling Record - Team 14: Team 14

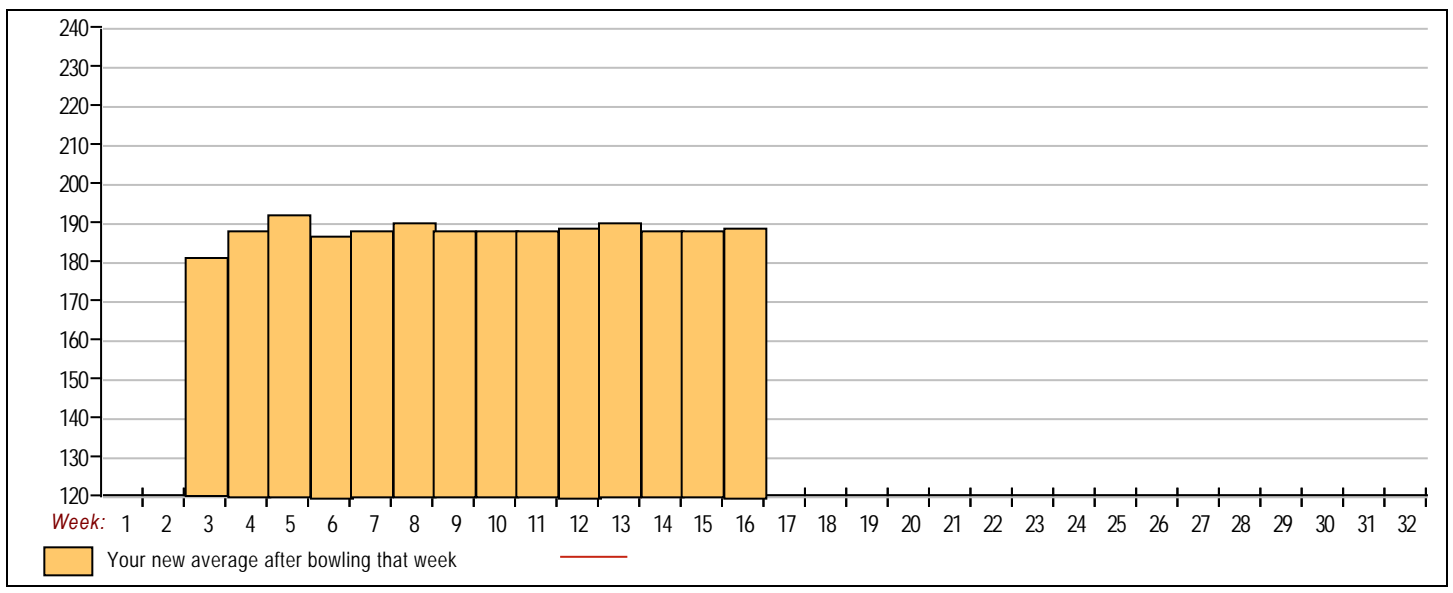
Week No.	Bowling Date	Old Ave	Old HDCP	Ave			Total	HDCP Total	Pins	Gms	---Average Change---			High Game	High Sers	HDCP Game	HDCP Sers		
				-1-	-2-	-3-					New - Old	---> +/-							
1	09/05/17	bk168	0				0	0	0	0	-	0.00	=	0.00	0	0			
2	09/12/17	bk168	0				0	0	0	0	-	0.00	=	0.00	0	0			
3	09/19/17	bk168	46	201	181	161	543	681	543	3	181.00	-	0.00	=	181.00	201	543	247	681
4	09/26/17	bk168	46	222	187	176	585	723	1128	6	188.00	-	181.00	=	7.00	222	585	268	723
5	10/03/17	bk168	46	172	207	223	602	740	1730	9	192.22	-	188.00	=	4.22	223	602	269	740
6	10/10/17	192	25	193	178	151	522	597	2252	12	187.67	-	192.22	=	-4.56	223	602	269	740
7	10/17/17	187	29	170	192	220	582	669	2834	15	188.93	-	187.67	=	1.27	223	602	269	740
8	10/31/17	188	28	203	210	183	596	680	3430	18	190.56	-	188.93	=	1.62	223	602	269	740
9	11/07/17	190	27	150	191	182	523	604	3953	21	188.24	-	190.56	=	-2.32	223	602	269	740
10	11/14/17	188	28	a188	a188	a188	564	648	3953	21	188.24	-	188.24	=	0.00	223	602	269	740
---- Week 11 was bowled after week 12 ----																			
11	11/21/17	187	29	204	213	202	619	706	3953	21	188.24	-	0.00	=	188.24	223	619	269	757
Scores were bowled after week 12 for weeks: 11																			
12	11/28/17	188	28	194	157	186	537	621	5109	27	189.22	-	188.24	=	0.98	223	619	269	740
13	12/05/17	189	27	225	200	185	610	691	5719	30	190.63	-	189.22	=	1.41	225	619	269	740
14	12/12/17	190	27	183	133	181	497	578	6216	33	188.36	-	190.63	=	-2.27	225	619	269	740
15	12/19/17	188	28	224	200	152	576	660	6792	36	188.67	-	188.36	=	0.30	225	619	269	740
16	01/09/18	188	28	209	210	163	582	666	7374	39	189.08	-	188.67	=	0.41	225	619	269	740

End of 1st part

<u><100</u>	<u>100's</u>	<u>125's</u>	<u>150's</u>	<u>175's</u>	<u>200's</u>	<u>225's</u>	<u>250's</u>	<u>275's</u>	<u>300's</u>
		1	8	14	15	1			
<u><400</u>	<u>400's</u>	<u>450's</u>	<u>500's</u>	<u>550's</u>	<u>600's</u>	<u>650's</u>	<u>700's</u>	<u>750's</u>	<u>800's</u>
		1	4	5	3				
			<u>Ave of Game 1</u>	<u>Ave of Game 2</u>	<u>Ave of Game 3</u>				
			196.15	189.15	181.92				

High game of **225** on week **13** High series of **619** on week **11** High average of **192.22** after bowling week **5**
 Low game of **133** on week **14** Low series of **497** on week **14** Low average of **181.00** after bowling week **3**

High Scores by Game
 Game #1: **225** on week **13** Game #2: **213** on week **11** Game #3: **223** on week **5**



Note: This report includes information through January 9 which is Week 16 of 32

Ken Choi's Bowling Record - Team 14: Team 14

Week No.	Bowling Date	Old Ave	Old HDCP	-1-	-2-	-3-	Total	HDCP Total	Pins	Gms	---Average Change---			High Game	High Sers	HDCP Game	HDCP Sers		
											New	Old	---> +/-						
1	09/05/17	bk168	0				0	0	0	0		-	0.00	=	0.00	0	0		
2	09/12/17	bk168	0				0	0	0	0		-	0.00	=	0.00	0	0		
3	09/19/17	bk168	0				0	0	0	0		-	0.00	=	0.00	0	0		
4	09/26/17	bk168	0				0	0	0	0		-	0.00	=	0.00	0	0		
5	10/03/17	bk168	0				0	0	0	0		-	0.00	=	0.00	0	0		
6	10/10/17	bk168	0				0	0	0	0		-	0.00	=	0.00	0	0		
7	10/17/17	bk168	0				0	0	0	0		-	0.00	=	0.00	0	0		
8	10/31/17	bk168	0				0	0	0	0		-	0.00	=	0.00	0	0		
9	11/07/17	bk168	0				0	0	0	0		-	0.00	=	0.00	0	0		
10	11/14/17	bk168	46	166	149	160	475	613	475	3	158.33	-	0.00	=	158.33	166	475	212	613
----- Week 11 was bowled after week 12 -----																			
11	11/21/17	bk168	46	157	177	137	471	609	475	3	158.33	-	0.00	=	158.33	177	475	223	613
Scores were bowled after week 12 for weeks: 11																			
12	11/28/17	bk168	46	149	197	116	462	600	1408	9	156.44	-	158.33	=	-1.89	197	475	243	613
13	12/05/17	158	0				0	0	1408	9	156.44	-	156.44	=	0.00	197	475	243	613
14	12/12/17	158	0				0	0	1408	9	156.44	-	156.44	=	0.00	197	475	243	613
15	12/19/17	158	0				0	0	1408	9	156.44	-	156.44	=	0.00	197	475	243	613
16	01/09/18	158	55				0	0	1408	9	156.44	-	156.44	=	0.00	197	475	243	613

End of 1st part

<u><100</u>	<u>100's</u>	<u>125's</u>	<u>150's</u>	<u>175's</u>	<u>200's</u>	<u>225's</u>	<u>250's</u>	<u>275's</u>	<u>300's</u>
	1	3	3	2					
<u><400</u>	<u>400's</u>	<u>450's</u>	<u>500's</u>	<u>550's</u>	<u>600's</u>	<u>650's</u>	<u>700's</u>	<u>750's</u>	<u>800's</u>
		3							
			<u>Ave of Game 1</u>	<u>Ave of Game 2</u>	<u>Ave of Game 3</u>				
			157.33	174.33	137.67				

High game of 197 on week 12 High series of 475 on week 10 High average of 158.33 after bowling week 10
 Low game of 116 on week 12 Low series of 462 on week 12 Low average of 156.44 after bowling week 12

High Scores by Game
 Game #1: 166 on week 10 Game #2: 197 on week 12 Game #3: 160 on week 10

