

Note: This report includes information through January 9 which is Week 16 of 32

Racquel Reyes's Bowling Record - Team 16: Oops Upside Your Head

Week No.	Bowling Date	Old Ave	Old HDCP	-			Total	HDCP Total	Pins	Gms	---Average Change---			High Game	High Sers	HDCP Game	HDCP Sers		
				-1-	-2-	-3-					New - Old	--->	+/-						
1	09/05/17	bk133	78	149	130	142	421	655	421	3	140.33	-	0.00	=	140.33	149	421	227	655
2	09/12/17	bk133	78	137	116	151	404	638	825	6	137.50	-	140.33	=	-2.83	151	421	229	655
3	09/19/17	bk133	78	161	179	146	486	720	1311	9	145.67	-	137.50	=	8.17	179	486	257	720
4	09/26/17	145	67	145	134	155	434	635	1745	12	145.42	-	145.67	=	-0.25	179	486	257	720
5	10/03/17	145	67	139	113	139	391	592	2136	15	142.40	-	145.42	=	-3.02	179	486	257	720
6	10/10/17	142	70	161	129	135	425	635	2561	18	142.28	-	142.40	=	-0.12	179	486	257	720
7	10/17/17	142	70	146	139	138	423	633	2984	21	142.10	-	142.28	=	-0.18	179	486	257	720
8	10/31/17	142	70	168	134	124	426	636	3410	24	142.08	-	142.10	=	-0.01	179	486	257	720
9	11/07/17	142	70	142	129	167	438	648	3848	27	142.52	-	142.08	=	0.44	179	486	257	720
10	11/14/17	142	70	144	178	176	498	708	4346	30	144.87	-	142.52	=	2.35	179	498	257	720
11	11/21/17	144	68	135	168	151	454	658	4800	33	145.45	-	144.87	=	0.59	179	498	257	720
12	11/28/17	145	67	167	183	116	466	667	5266	36	146.28	-	145.45	=	0.82	183	498	257	720
13	12/05/17	146	66	a146	a146	a146	438	636	5266	36	146.28	-	146.28	=	0.00	183	498	257	720
14	12/12/17	146	66	152	132	185	469	667	5735	39	147.05	-	146.28	=	0.77	185	498	257	720
15	12/19/17	147	65	131	183	134	448	643	6183	42	147.21	-	147.05	=	0.16	185	498	257	720
16	01/09/18	147	65	167	131	128	426	621	6609	45	146.87	-	147.21	=	-0.35	185	498	257	720

End of 1st part

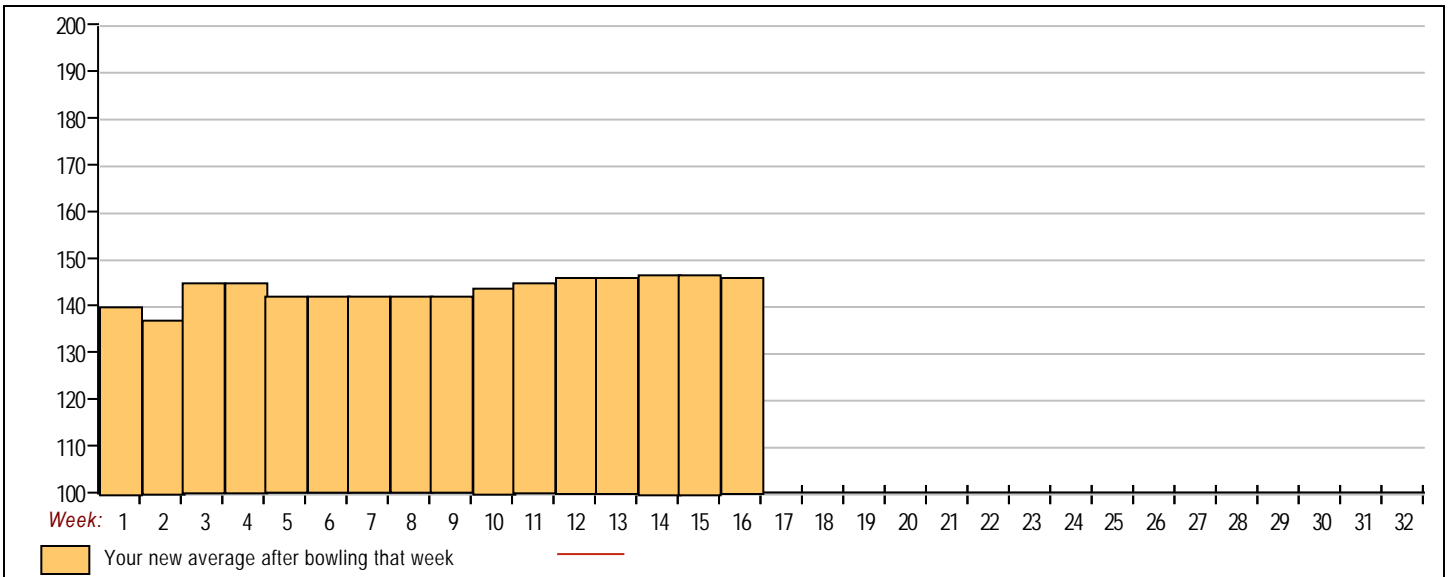
<u><100</u>	<u>100's</u>	<u>125's</u>	<u>150's</u>	<u>175's</u>	<u>200's</u>	<u>225's</u>	<u>250's</u>	<u>275's</u>	<u>300's</u>
	4	24	11	6					
<u><400</u>	<u>400's</u>	<u>450's</u>	<u>500's</u>	<u>550's</u>	<u>600's</u>	<u>650's</u>	<u>700's</u>	<u>750's</u>	<u>800's</u>
1	9	5							

<u>Ave of Game 1</u>	<u>Ave of Game 2</u>	<u>Ave of Game 3</u>
149.60	145.20	145.80

High game of 185 on week 14 High series of 498 on week 10 High average of 147.21 after bowling week 15
 Low game of 113 on week 5 Low series of 391 on week 5 Low average of 137.50 after bowling week 2

High Scores by Game

Game #1: 168 on week 8 Game #2: 183 on week 12 Game #3: 185 on week 14



Note: This report includes information through January 9 which is Week 16 of 32

Sonny Reyes's Bowling Record - Team 16: Oops Upside Your Head

Week No.	Bowling Date	Old Ave	Old HDCP	Series			Total	HDCP Total	Pins	Gms	---Average Change---			High Game	High Sers	HDCP Game	HDCP Sers
				-1-	-2-	-3-					New - Old	---> +/-					
1	09/05/17	bk173	42	138	149	201	488	614	488	3	162.67	- 0.00	= 162.67	201	488	243	614
2	09/12/17	bk173	42	138	152	144	434	560	922	6	153.67	- 162.67	= -9.00	201	488	243	614
3	09/19/17	bk173	42	204	199	180	583	709	1505	9	167.22	- 153.67	= 13.56	204	583	246	709
4	09/26/17	167	0				0	0	1505	9	167.22	- 167.22	= 0.00	204	583	246	709
5	10/03/17	167	0				0	0	1505	9	167.22	- 167.22	= 0.00	204	583	246	709
6	10/10/17	167	47	212	168	191	571	712	2076	12	173.00	- 167.22	= 5.78	212	583	259	712
7	10/17/17	173	42	116	178	174	468	594	2544	15	169.60	- 173.00	= -3.40	212	583	259	712
8	10/31/17	169	45	a169	a169	a169	507	642	2544	15	169.60	- 169.60	= 0.00	212	583	259	712
9	11/07/17	169	45	170	151	197	518	653	3062	18	170.11	- 169.60	= 0.51	212	583	259	712
10	11/14/17	170	45	181	162	171	514	649	3576	21	170.29	- 170.11	= 0.17	212	583	259	712
11	11/21/17	170	45	183	188	161	532	667	4108	24	171.17	- 170.29	= 0.88	212	583	259	712
12	11/28/17	171	44	a171	a171	a171	513	645	4108	24	171.17	- 171.17	= 0.00	212	583	259	712
13	12/05/17	171	44	129	172	153	454	586	4562	27	168.96	- 171.17	= -2.20	212	583	259	712
14	12/12/17	168	46	134	191	158	483	621	5045	30	168.17	- 168.96	= -0.80	212	583	259	712
15	12/19/17	168	46	161	159	178	498	636	5543	33	167.97	- 168.17	= -0.20	212	583	259	712
16	01/09/18	167	47	182	144	182	508	649	6051	36	168.08	- 167.97	= 0.11	212	583	259	712

End of 1st part

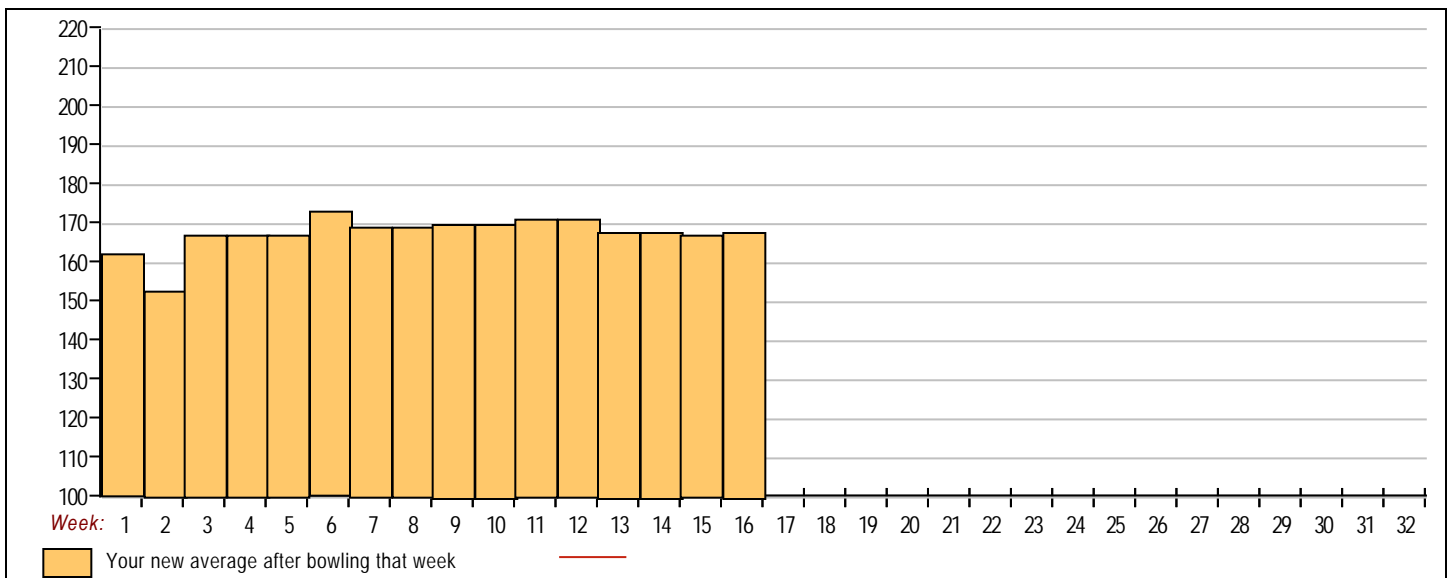


<u><100</u>	<u>100's</u>	<u>125's</u>	<u>150's</u>	<u>175's</u>	<u>200's</u>	<u>225's</u>	<u>250's</u>	<u>275's</u>	<u>300's</u>
	1	7	13	12	3				
<u><400</u>	<u>400's</u>	<u>450's</u>	<u>500's</u>	<u>550's</u>	<u>600's</u>	<u>650's</u>	<u>700's</u>	<u>750's</u>	<u>800's</u>
	1	5	4	2					
<u>Ave of Game 1</u>			<u>Ave of Game 2</u>			<u>Ave of Game 3</u>			
162.33			167.75			174.17			

High game of **212** on week **6** High series of **583** on week **3** High average of **173.00** after bowling week **6**
 Low game of **116** on week **7** Low series of **434** on week **2** Low average of **153.67** after bowling week **2**

High Scores by Game

Game #1: **212** on week **6** Game #2: **199** on week **3** Game #3: **201** on week **1**



Note: This report includes information through January 9 which is Week 16 of 32

Vincente Wong's Bowling Record - Team 16: Oops Upside Your Head

Week No.	Bowling Date	Old Ave	Old HDCP	-			Total	HDCP		Pins Gms		---Average Change---			High Game	High Sers	HDCP Game	HDCP Sers	
				-1-	-2-	-3-		Total	Total			New - Old	---> +/-						
1	09/05/17	bk175	40	188	150	182	520	640	520	3	173.33	-	0.00	=	173.33	188	520	228	640
2	09/12/17	bk175	40	172	188	147	507	627	1027	6	171.17	-	173.33	=	-2.17	188	520	228	640
3	09/19/17	bk175	40	147	221	238	606	726	1633	9	181.44	-	171.17	=	10.28	238	606	278	726
4	09/26/17	181	35	199	160	160	519	624	2152	12	179.33	-	181.44	=	-2.11	238	606	278	726
5	10/03/17	179	36	212	181	180	573	681	2725	15	181.67	-	179.33	=	2.33	238	606	278	726
6	10/10/17	181	35	187	153	158	498	603	3223	18	179.06	-	181.67	=	-2.61	238	606	278	726
7	10/17/17	179	36	188	211	161	560	668	3783	21	180.14	-	179.06	=	1.09	238	606	278	726
8	10/31/17	180	36	212	181	145	538	646	4321	24	180.04	-	180.14	=	-0.10	238	606	278	726
9	11/07/17	180	36	168	200	185	553	661	4874	27	180.52	-	180.04	=	0.48	238	606	278	726
10	11/14/17	180	36	162	255	218	635	743	5509	30	183.63	-	180.52	=	3.11	255	635	291	743
11	11/21/17	183	33	178	176	208	562	661	6071	33	183.97	-	183.63	=	0.34	255	635	291	743
12	11/28/17	183	33	178	163	165	506	605	6577	36	182.69	-	183.97	=	-1.28	255	635	291	743
13	12/05/17	182	34	201	133	158	492	594	7069	39	181.26	-	182.69	=	-1.44	255	635	291	743
14	12/12/17	181	35	203	189	218	610	715	7679	42	182.83	-	181.26	=	1.58	255	635	291	743
15	12/19/17	182	34	190	224	179	593	695	8272	45	183.82	-	182.83	=	0.99	255	635	291	743
16	01/09/18	183	33	164	183	162	509	608	8781	48	182.94	-	183.82	=	-0.88	255	635	291	743

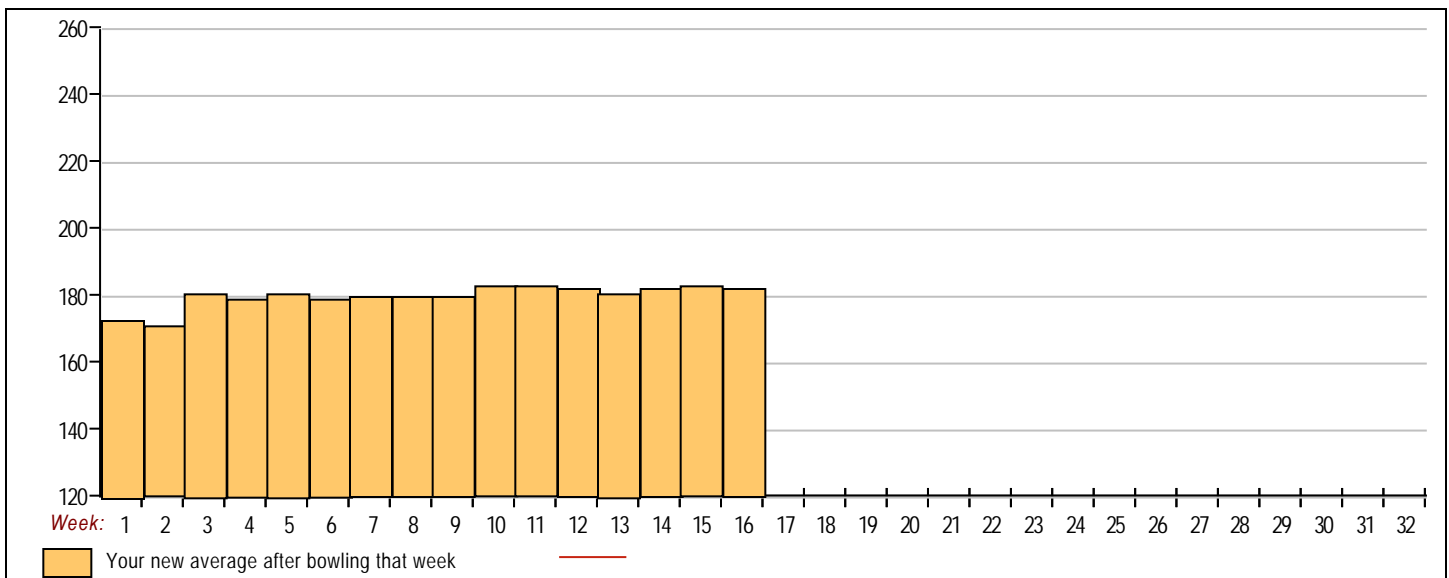
End of 1st part

<u><100</u>	<u>100's</u>	<u>125's</u>	<u>150's</u>	<u>175's</u>	<u>200's</u>	<u>225's</u>	<u>250's</u>	<u>275's</u>	<u>300's</u>
		4	14	17	11	1	1		
<u><400</u>	<u>400's</u>	<u>450's</u>	<u>500's</u>	<u>550's</u>	<u>600's</u>	<u>650's</u>	<u>700's</u>	<u>750's</u>	<u>800's</u>
		2	6	5	3				
			<u>Ave of Game 1</u>	<u>Ave of Game 2</u>	<u>Ave of Game 3</u>				
			184.31	185.50	179.00				

High game of 255 on week 10 High series of 635 on week 10 High average of 183.97 after bowling week 11
 Low game of 133 on week 13 Low series of 492 on week 13 Low average of 171.17 after bowling week 2

High Scores by Game

Game #1: 212 on week 5 Game #2: 255 on week 10 Game #3: 238 on week 3



Note: This report includes information through January 9 which is Week 16 of 32

Nomer Angeles's Bowling Record - Team 16: Oops Upside Your Head

Week No.	Bowling Date	Old Ave	Old HDCP	-			Total	HDCP		Pins		Gms		---Average Change---			High Game	High Sers	HDCP Game	HDCP Sers
				-1-	-2-	-3-		Total	Total	Total	Total	New - Old	---> +/-							
1	09/05/17	bk148	0				0	0	0	0			- 0.00 = 0.00	0	0					
2	09/12/17	bk148	0				0	0	0	0			- 0.00 = 0.00	0	0					
3	09/19/17	bk148	0				0	0	0	0			- 0.00 = 0.00	0	0					
4	09/26/17	bk148	64	128	110	167	405	597	405	3	135.00	- 0.00 = 135.00	167	405	231	597				
5	10/03/17	bk148	64	108	155	141	404	596	809	6	134.83	- 135.00 = -0.17	167	405	231	597				
6	10/10/17	bk148	0				0	0	809	6	134.83	- 134.83 = 0.00	167	405	231	597				
7	10/17/17	bk148	0				0	0	809	6	134.83	- 134.83 = 0.00	167	405	231	597				
8	10/31/17	bk148	0				0	0	809	6	134.83	- 134.83 = 0.00	167	405	231	597				
9	11/07/17	bk148	0				0	0	809	6	134.83	- 134.83 = 0.00	167	405	231	597				
10	11/14/17	bk148	0				0	0	809	6	134.83	- 134.83 = 0.00	167	405	231	597				
11	11/21/17	bk148	0				0	0	809	6	134.83	- 134.83 = 0.00	167	405	231	597				
12	11/28/17	bk148	0				0	0	809	6	134.83	- 134.83 = 0.00	167	405	231	597				
13	12/05/17	bk148	0				0	0	809	6	134.83	- 134.83 = 0.00	167	405	231	597				
14	12/12/17	bk148	0				0	0	809	6	134.83	- 134.83 = 0.00	167	405	231	597				
15	12/19/17	bk148	0				0	0	809	6	134.83	- 134.83 = 0.00	167	405	231	597				
16	01/09/18	bk148	64				0	0	809	6	134.83	- 134.83 = 0.00	167	405	231	597				

End of 1st part



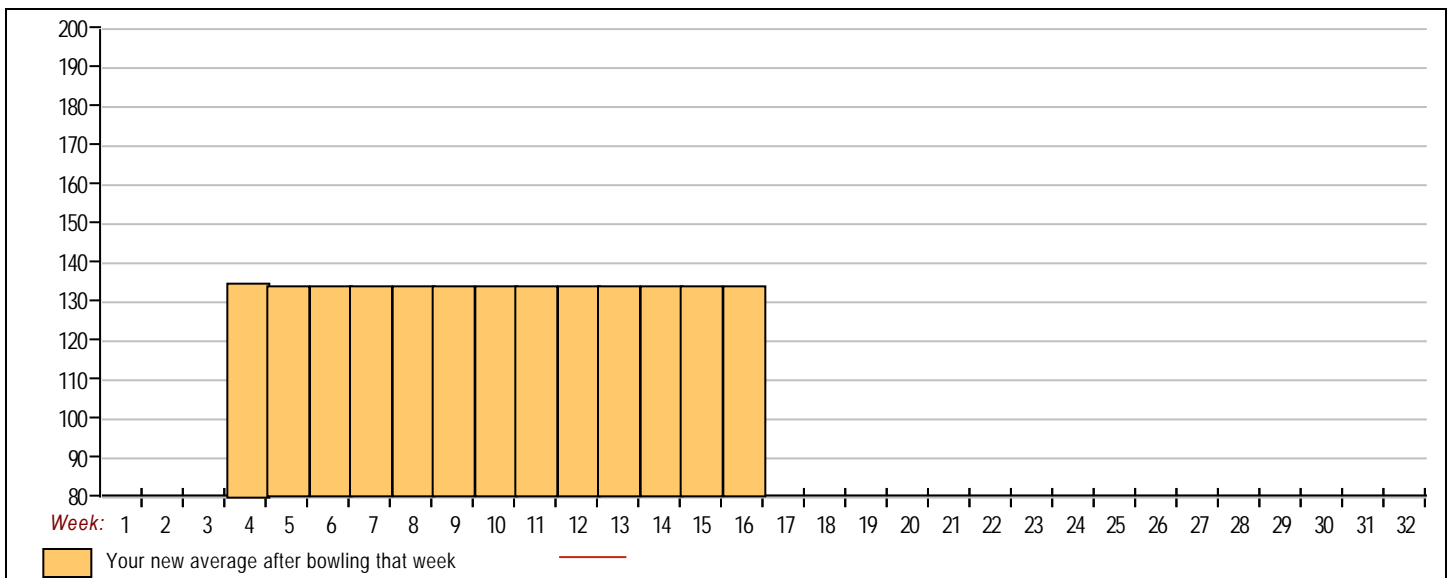
<u><100</u>	<u>100's</u>	<u>125's</u>	<u>150's</u>	<u>175's</u>	<u>200's</u>	<u>225's</u>	<u>250's</u>	<u>275's</u>	<u>300's</u>
	2	2	2						
<u><400</u>	<u>400's</u>	<u>450's</u>	<u>500's</u>	<u>550's</u>	<u>600's</u>	<u>650's</u>	<u>700's</u>	<u>750's</u>	<u>800's</u>
	2								

<u>Ave of Game 1</u>	<u>Ave of Game 2</u>	<u>Ave of Game 3</u>
118.00	132.50	154.00

High game of **167** on week **4** High series of **405** on week **4** High average of **135.00** after bowling week **4**
 Low game of **108** on week **5** Low series of **404** on week **5** Low average of **134.83** after bowling week **5**

High Scores by Game

Game #1: **128** on week **4** Game #2: **155** on week **5** Game #3: **167** on week **4**



Note: This report includes information through January 9 which is Week 16 of 32

Tim Wong's Bowling Record - Team 16: Oops Upside Your Head

Week No.	Bowling Date	Old Ave	Old HDCP	-1-	-2-	-3-	HDCP		Pins	Gms	---Average Change---		High Game	High Sers	HDCP Game	HDCP Sers
							Total	Total			New - Old	---> +/-				
1	09/05/17	bk168	0				0	0	0	0	- 0.00 = 0.00	0	0			
2	09/12/17	bk168	0				0	0	0	0	- 0.00 = 0.00	0	0			
3	09/19/17	bk168	0				0	0	0	0	- 0.00 = 0.00	0	0			
4	09/26/17	bk168	0				0	0	0	0	- 0.00 = 0.00	0	0			
5	10/03/17	bk168	0				0	0	0	0	- 0.00 = 0.00	0	0			
6	10/10/17	bk168	0				0	0	0	0	- 0.00 = 0.00	0	0			
7	10/17/17	bk168	0				0	0	0	0	- 0.00 = 0.00	0	0			
8	10/31/17	bk168	0				0	0	0	0	- 0.00 = 0.00	0	0			
9	11/07/17	bk168	0				0	0	0	0	- 0.00 = 0.00	0	0			
10	11/14/17	bk168	0				0	0	0	0	- 0.00 = 0.00	0	0			
11	11/21/17	bk168	0				0	0	0	0	- 0.00 = 0.00	0	0			
12	11/28/17	bk168	0				0	0	0	0	- 0.00 = 0.00	0	0			
13	12/05/17	bk168	0				0	0	0	0	- 0.00 = 0.00	0	0			
14	12/12/17	bk168	0				0	0	0	0	- 0.00 = 0.00	0	0			
15	12/19/17	bk168	0				0	0	0	0	- 0.00 = 0.00	0	0			
16	01/09/18	bk168	46				0	0	0	0	- 0.00 = 0.00	0	0			

End of 1st part

<100 100's 125's 150's 175's 200's 225's 250's 275's 300's

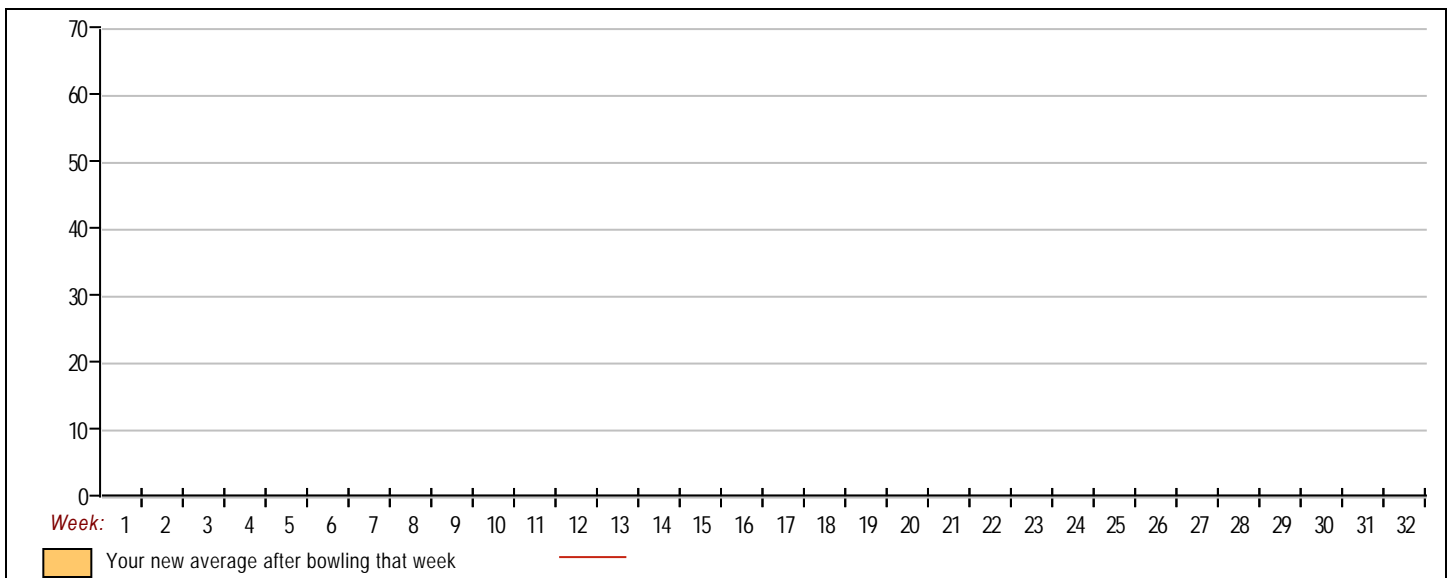
<400 400's 450's 500's 550's 600's 650's 700's 750's 800's

Ave of Game 1 Ave of Game 2 Ave of Game 3

High game of 0 on week 0 High series of 0 on week 0 High average of 0.00 after bowling week 16
 Low game of 0 on week 0 Low series of 0 on week 0 Low average of 0.00 after bowling week 16

High Scores by Game

Game #1: 0 on week 0 Game #2: 0 on week 0 Game #3: 0 on week 0



Note: This report includes information through January 9 which is Week 16 of 32

Kevin Lau's Bowling Record - Team 16: Oops Upside Your Head

Week No.	Bowling Date	Old Ave	Old HDCP	-1-	-2-	-3-	HDCP		Pins	Gms	---Average Change---			High Game	High Sers	HDCP Game	HDCP Sers	
							Total	Total			New - Old	--->	+/-					
1	09/05/17	0	0				0	0	0	0	-	0.00	=	0.00	0	0		
2	09/12/17	0	0				0	0	0	0	-	0.00	=	0.00	0	0		
3	09/19/17	0	0				0	0	0	0	-	0.00	=	0.00	0	0		
4	09/26/17	0	0				0	0	0	0	-	0.00	=	0.00	0	0		
5	10/03/17	0	0				0	0	0	0	-	0.00	=	0.00	0	0		
6	10/10/17	0	0				0	0	0	0	-	0.00	=	0.00	0	0		
7	10/17/17	0	0				0	0	0	0	-	0.00	=	0.00	0	0		
8	10/31/17	0	0				0	0	0	0	-	0.00	=	0.00	0	0		
9	11/07/17	0	0				0	0	0	0	-	0.00	=	0.00	0	0		
10	11/14/17	0	0				0	0	0	0	-	0.00	=	0.00	0	0		
11	11/21/17	0	0				0	0	0	0	-	0.00	=	0.00	0	0		
12	11/28/17	0	0				0	0	0	0	-	0.00	=	0.00	0	0		
13	12/05/17	0	0				0	0	0	0	-	0.00	=	0.00	0	0		
14	12/12/17	0	0				0	0	0	0	-	0.00	=	0.00	0	0		
15	12/19/17	0	0				0	0	0	0	-	0.00	=	0.00	0	0		
16	01/09/18	0	0				0	0	0	0	-	0.00	=	0.00	0	0		

End of 1st part



- | | | | | | | | | | |
|----------------|--------------|--------------|--------------|--------------|--------------|--------------|--------------|--------------|--------------|
| <u><100</u> | <u>100's</u> | <u>125's</u> | <u>150's</u> | <u>175's</u> | <u>200's</u> | <u>225's</u> | <u>250's</u> | <u>275's</u> | <u>300's</u> |
| <u><400</u> | <u>400's</u> | <u>450's</u> | <u>500's</u> | <u>550's</u> | <u>600's</u> | <u>650's</u> | <u>700's</u> | <u>750's</u> | <u>800's</u> |

Ave of Game 1 Ave of Game 2 Ave of Game 3

High game of 0 on week 0	High series of 0 on week 0	High average of 0.00 after bowling week 16
Low game of 0 on week 0	Low series of 0 on week 0	Low average of 0.00 after bowling week 16

High Scores by Game

Game #1: 0 on week 0 Game #2: 0 on week 0 Game #3: 0 on week 0

