

Note: This report includes information through January 9 which is Week 16 of 32

Angela Woo's Bowling Record - Team 18: Team 18

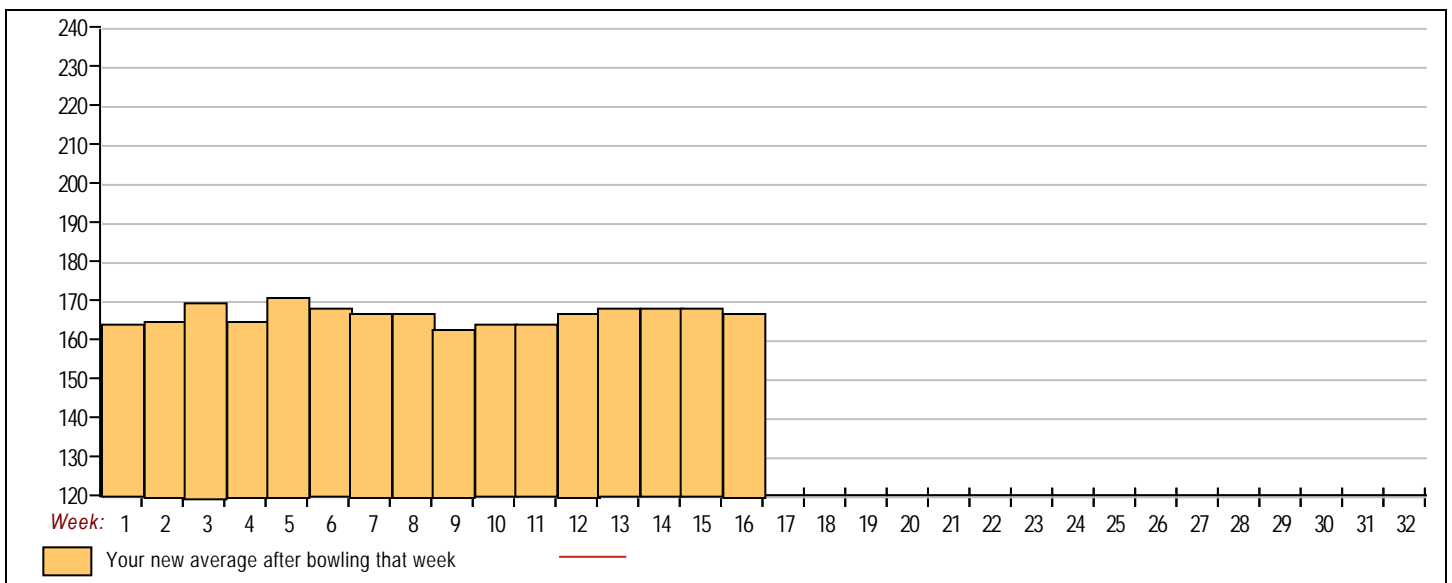
Week No.	Bowling Date	Old Ave	Old HDCP	Scores			Total	HDCP Total	Pins	Gms	---Average Change---			High Game	High Sers	HDCP Game	HDCP Sers		
				-1-	-2-	-3-					New	Old	---> +/-						
1	09/05/17	bk163	51	160	158	174	492	645	492	3	164.00	-	0.00	=	164.00	174	492	225	645
2	09/12/17	bk163	51	148	183	170	501	654	993	6	165.50	-	164.00	=	1.50	183	501	234	654
3	09/19/17	bk163	51	184	193	161	538	691	1531	9	170.11	-	165.50	=	4.61	193	538	244	691
4	09/26/17	170	45	132	172	154	458	593	1989	12	165.75	-	170.11	=	-4.36	193	538	244	691
5	10/03/17	165	49	205	159	212	576	723	2565	15	171.00	-	165.75	=	5.25	212	576	261	723
6	10/10/17	171	44	140	157	165	462	594	3027	18	168.17	-	171.00	=	-2.83	212	576	261	723
7	10/17/17	168	46	135	167	181	483	621	3510	21	167.14	-	168.17	=	-1.02	212	576	261	723
----- Week 8 was bowled after week 9 -----																			
8	10/31/17	164	50	145	175	158	478	628	3510	21	167.14	-	0.00	=	167.14	212	576	261	723
Scores were bowled after week 9 for weeks: 8																			
9	11/07/17	167	47	124	159	156	439	580	4427	27	163.96	-	167.14	=	-3.18	212	576	261	723
10	11/14/17	163	51	174	164	155	493	646	4920	30	164.00	-	163.96	=	0.04	212	576	261	723
11	11/21/17	164	50	199	155	170	524	674	5444	33	164.97	-	164.00	=	0.97	212	576	261	723
12	11/28/17	164	50	231	189	164	584	734	6028	36	167.44	-	164.97	=	2.47	231	584	281	734
13	12/05/17	167	47	173	169	203	545	686	6573	39	168.54	-	167.44	=	1.09	231	584	281	734
14	12/12/17	168	46	155	172	186	513	651	7086	42	168.71	-	168.54	=	0.18	231	584	281	734
15	12/19/17	168	46	189	160	162	511	649	7597	45	168.82	-	168.71	=	0.11	231	584	281	734
16	01/09/18	168	46	152	143	157	452	590	8049	48	167.69	-	168.82	=	-1.13	231	584	281	734

End of 1st part

<u><100</u>	<u>100's</u>	<u>125's</u>	<u>150's</u>	<u>175's</u>	<u>200's</u>	<u>225's</u>	<u>250's</u>	<u>275's</u>	<u>300's</u>
	1	6	28	9	3	1			
<u><400</u>	<u>400's</u>	<u>450's</u>	<u>500's</u>	<u>550's</u>	<u>600's</u>	<u>650's</u>	<u>700's</u>	<u>750's</u>	<u>800's</u>
	1	7	6	2					
<u>Ave of Game 1</u>			<u>Ave of Game 2</u>			<u>Ave of Game 3</u>			
165.38			167.19			170.50			

High game of **231** on week **12** High series of **584** on week **12** High average of **171.00** after bowling week **5**
 Low game of **124** on week **9** Low series of **439** on week **9** Low average of **163.96** after bowling week **9**

High Scores by Game
 Game #1: **231** on week **12** Game #2: **193** on week **3** Game #3: **212** on week **5**



Note: This report includes information through January 9 which is Week 16 of 32

Alice Chu's Bowling Record - Team 18: Team 18

Week No.	Bowling Date	Old Ave	Old HDCP	-			Total	HDCP Total	Pins	Gms	---Average Change---			High Game	High Sers	HDCP Game	HDCP Sers		
				-1-	-2-	-3-					New	Old	---> +/-						
1	09/05/17	bk151	0				0	0	0	0	-	0.00	=	0.00	0	0			
2	09/12/17	bk151	62	162	141	159	462	648	462	3	154.00	-	0.00	=	154.00	162	462	224	648
3	09/19/17	bk151	62	130	134	159	423	609	885	6	147.50	-	154.00	=	-6.50	162	462	224	648
4	09/26/17	bk151	62	151	136	144	431	617	1316	9	146.22	-	147.50	=	-1.28	162	462	224	648
5	10/03/17	146	66	a146	a146	a146	438	636	1316	9	146.22	-	146.22	=	0.00	162	462	224	648
6	10/10/17	146	66	92	142	111	345	543	1661	12	138.42	-	146.22	=	-7.81	162	462	224	648
7	10/17/17	141	71	135	155	180	470	683	2131	15	142.07	-	138.42	=	3.65	180	470	251	683
----- Week 8 was bowled after week 9 -----																			
8	10/31/17	143	69	178	146	139	463	670	2131	15	142.07	-	0.00	=	142.07	180	470	251	683
Scores were bowled after week 9 for weeks: 8																			
9	11/07/17	142	70	156	144	149	449	659	3043	21	144.90	-	142.07	=	2.84	180	470	251	683
10	11/14/17	144	68	a144	a144	a144	432	636	3043	21	144.90	-	144.90	=	0.00	180	470	251	683
11	11/21/17	144	68	143	169	141	453	657	3496	24	145.67	-	144.90	=	0.76	180	470	251	683
12	11/28/17	145	67	160	136	114	410	611	3906	27	144.67	-	145.67	=	-1.00	180	470	251	683
13	12/05/17	144	68	126	168	159	453	657	4359	30	145.30	-	144.67	=	0.63	180	470	251	683
14	12/12/17	145	67	147	199	178	524	725	4883	33	147.97	-	145.30	=	2.67	199	524	266	725
15	12/19/17	147	65	186	154	169	509	704	5392	36	149.78	-	147.97	=	1.81	199	524	266	725
16	01/09/18	149	63	169	149	148	466	655	5858	39	150.21	-	149.78	=	0.43	199	524	266	725

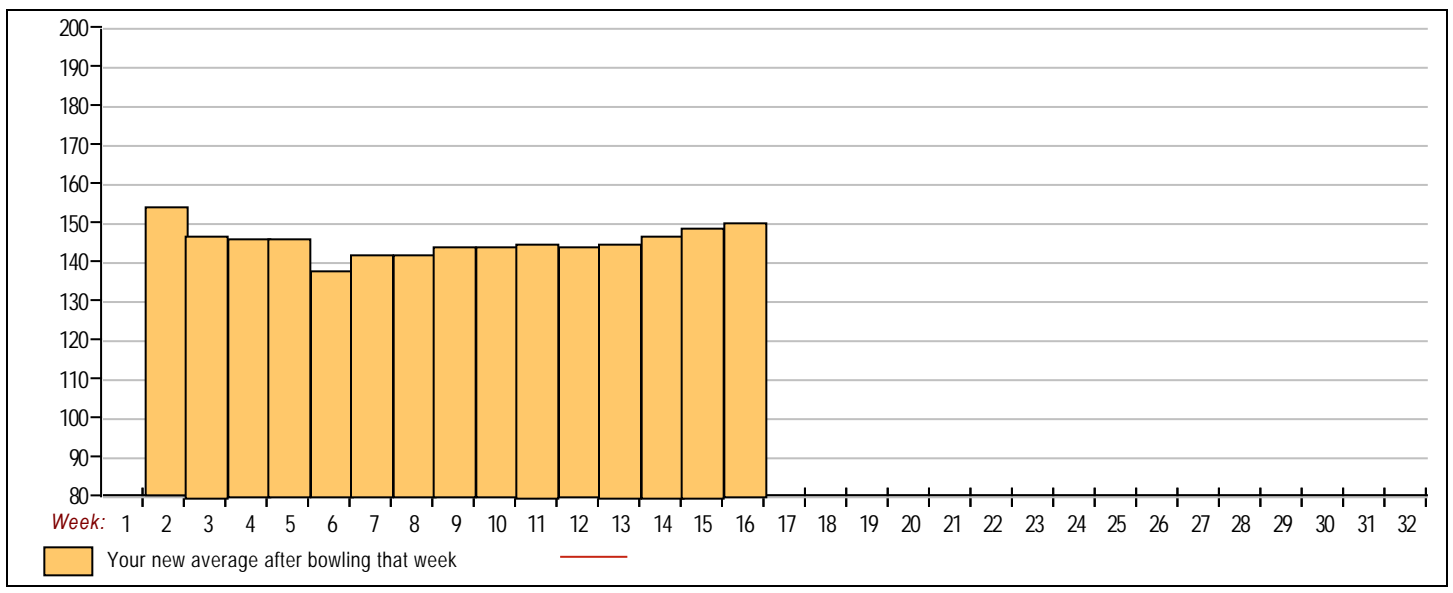
End of 1st part



<u><100</u>	<u>100's</u>	<u>125's</u>	<u>150's</u>	<u>175's</u>	<u>200's</u>	<u>225's</u>	<u>250's</u>	<u>275's</u>	<u>300's</u>
1	2	18	13	5					
<u><400</u>	<u>400's</u>	<u>450's</u>	<u>500's</u>	<u>550's</u>	<u>600's</u>	<u>650's</u>	<u>700's</u>	<u>750's</u>	<u>800's</u>
1	4	6	2						
<u>Ave of Game 1</u>			<u>Ave of Game 2</u>			<u>Ave of Game 3</u>			
148.85			151.77			150.00			

High game of **199** on week **14** High series of **524** on week **14** High average of **154.00** after bowling week **2**
 Low game of **92** on week **6** Low series of **345** on week **6** Low average of **138.42** after bowling week **6**

High Scores by Game
 Game #1: **186** on week **15** Game #2: **199** on week **14** Game #3: **180** on week **7**



Note: This report includes information through January 9 which is Week 16 of 32

Derrick Hui's Bowling Record - Team 18: Team 18

Week No.	Bowling Date	Old Ave	Old HDCP	-			Total	HDCP Total	Pins	Gms	---Average Change---			High Game	High Sers	HDCP Game	HDCP Sers		
				-1-	-2-	-3-					New	Old	---> +/-						
1	09/05/17	bk188	0				0	0	0	0	-	0.00	=	0.00	0	0			
2	09/12/17	bk188	0				0	0	0	0	-	0.00	=	0.00	0	0			
3	09/19/17	bk188	0				0	0	0	0	-	0.00	=	0.00	0	0			
4	09/26/17	bk188	0				0	0	0	0	-	0.00	=	0.00	0	0			
5	10/03/17	bk188	0				0	0	0	0	-	0.00	=	0.00	0	0			
6	10/10/17	bk188	28	118	170	171	459	543	459	3	153.00	-	0.00	=	153.00	171	459	199	543
7	10/17/17	bk188	28	194	174	159	527	611	986	6	164.33	-	153.00	=	11.33	194	527	222	611
----- Week 8 was bowled after week 9 -----																			
8	10/31/17	178	37	217	203	192	612	723	986	6	164.33	-	0.00	=	164.33	217	612	245	696
Scores were bowled after week 9 for weeks: 8																			
9	11/07/17	bk188	28	167	181	190	538	622	2136	12	178.00	-	164.33	=	13.67	217	612	245	696
10	11/14/17	178	37	204	169	195	568	679	2704	15	180.27	-	178.00	=	2.27	217	612	245	696
11	11/21/17	180	36	200	193	155	548	656	3252	18	180.67	-	180.27	=	0.40	217	612	245	696
12	11/28/17	180	36	204	231	169	604	712	3856	21	183.62	-	180.67	=	2.95	231	612	267	712
13	12/05/17	183	33	a183	a183	a183	549	648	3856	21	183.62	-	183.62	=	0.00	231	612	267	712
14	12/12/17	183	33	179	146	159	484	583	4340	24	180.83	-	183.62	=	-2.79	231	612	267	712
15	12/19/17	180	36	237	195	198	630	738	4970	27	184.07	-	180.83	=	3.24	237	630	273	738
16	01/09/18	184	32	a184	a184	a184	552	648	4970	27	184.07	-	184.07	=	0.00	237	630	273	738

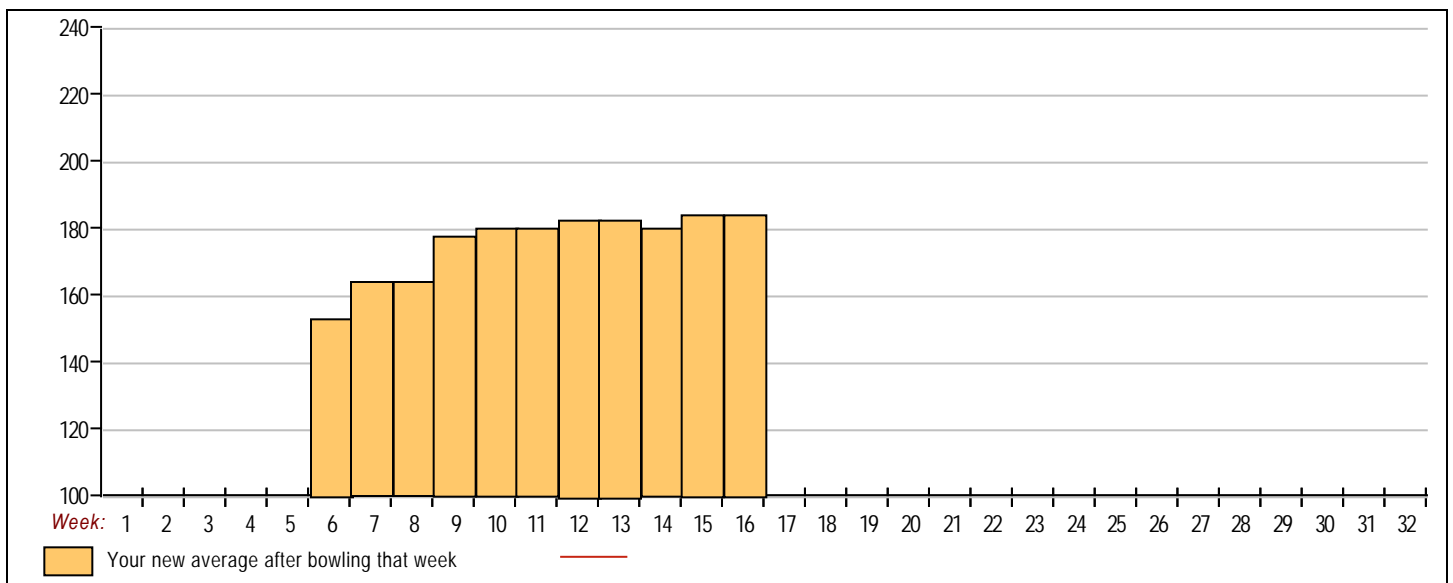
End of 1st part



<u><100</u>	<u>100's</u>	<u>125's</u>	<u>150's</u>	<u>175's</u>	<u>200's</u>	<u>225's</u>	<u>250's</u>	<u>275's</u>	<u>300's</u>
	1	1	9	9	5	2			
<u><400</u>	<u>400's</u>	<u>450's</u>	<u>500's</u>	<u>550's</u>	<u>600's</u>	<u>650's</u>	<u>700's</u>	<u>750's</u>	<u>800's</u>
		2	3	1	3				
<u>Ave of Game 1</u>			<u>Ave of Game 2</u>			<u>Ave of Game 3</u>			
191.11			184.67			176.44			

High game of **237** on week **15** High series of **630** on week **15** High average of **184.07** after bowling week **15**
 Low game of **118** on week **6** Low series of **459** on week **6** Low average of **153.00** after bowling week **6**

High Scores by Game
 Game #1: **237** on week **15** Game #2: **231** on week **12** Game #3: **198** on week **15**



Note: This report includes information through January 9 which is Week 16 of 32

Thomas Yuen's Bowling Record - Team 18: Team 18

Week No.	Bowling Date	Old Ave	Old HDCP	Series			Total	HDCP Total	Pins	Gms	---Average Change---			High Game	High Sers	HDCP Game	HDCP Sers
				-1-	-2-	-3-					New - Old	--->	+/-				
1	09/05/17	bk162	52	200	178	212	590	746	590	3	196.67	- 0.00	= 196.67	212	590	264	746
2	09/12/17	bk162	0				0	0	590	3	196.67	- 196.67	= 0.00	212	590	264	746
3	09/19/17	bk162	0				0	0	590	3	196.67	- 196.67	= 0.00	212	590	264	746
4	09/26/17	bk162	0				0	0	590	3	196.67	- 196.67	= 0.00	212	590	264	746
5	10/03/17	bk162	52	157	130	184	471	627	1061	6	176.83	- 196.67	= -19.83	212	590	264	746
6	10/10/17	bk162	0				0	0	1061	6	176.83	- 176.83	= 0.00	212	590	264	746
7	10/17/17	bk162	0				0	0	1061	6	176.83	- 176.83	= 0.00	212	590	264	746
8	10/31/17	bk162	0				0	0	1061	6	176.83	- 176.83	= 0.00	212	590	264	746
9	11/07/17	bk162	0				0	0	1061	6	176.83	- 176.83	= 0.00	212	590	264	746
10	11/14/17	bk162	0				0	0	1061	6	176.83	- 176.83	= 0.00	212	590	264	746
11	11/21/17	bk162	0				0	0	1061	6	176.83	- 176.83	= 0.00	212	590	264	746
12	11/28/17	bk162	0				0	0	1061	6	176.83	- 176.83	= 0.00	212	590	264	746
13	12/05/17	bk162	0				0	0	1061	6	176.83	- 176.83	= 0.00	212	590	264	746
14	12/12/17	bk162	0				0	0	1061	6	176.83	- 176.83	= 0.00	212	590	264	746
15	12/19/17	bk162	0				0	0	1061	6	176.83	- 176.83	= 0.00	212	590	264	746
16	01/09/18	bk162	52				0	0	1061	6	176.83	- 176.83	= 0.00	212	590	264	746

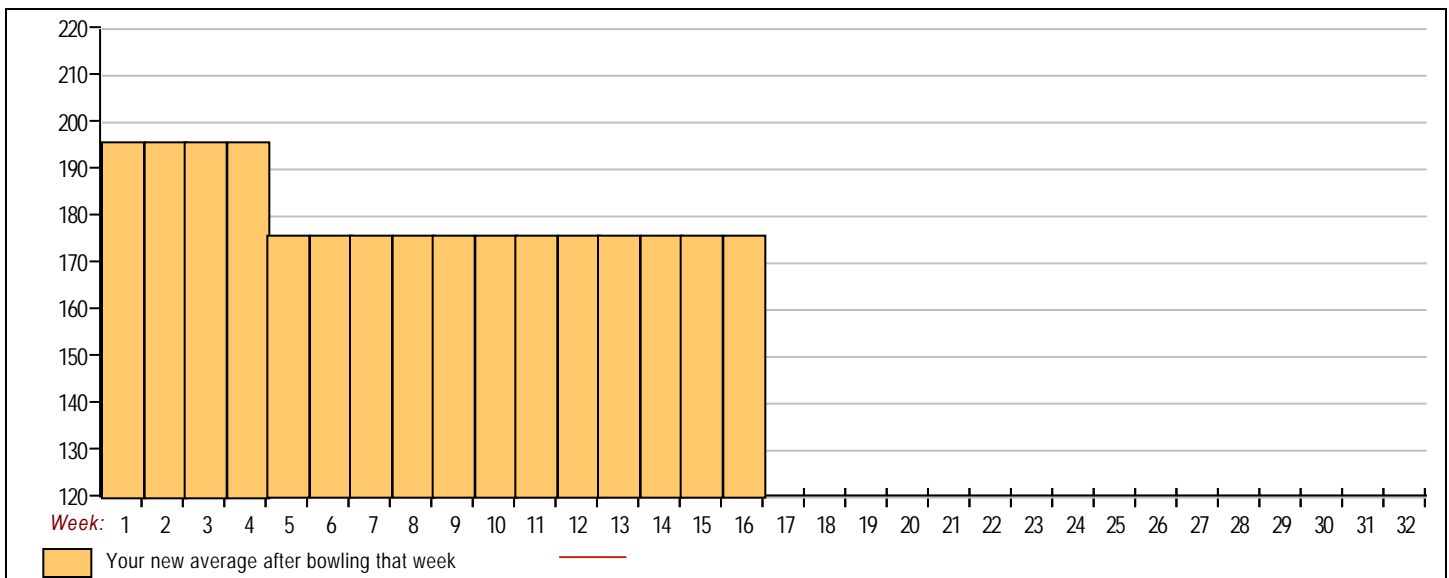
End of 1st part

<u><100</u>	<u>100's</u>	<u>125's</u>	<u>150's</u>	<u>175's</u>	<u>200's</u>	<u>225's</u>	<u>250's</u>	<u>275's</u>	<u>300's</u>
		1	1	2	2				
<u><400</u>	<u>400's</u>	<u>450's</u>	<u>500's</u>	<u>550's</u>	<u>600's</u>	<u>650's</u>	<u>700's</u>	<u>750's</u>	<u>800's</u>
		1		1					
		<u>Ave of Game 1</u>		<u>Ave of Game 2</u>		<u>Ave of Game 3</u>			
		178.50		154.00		198.00			

High game of **212** on week **1** High series of **590** on week **1** High average of **196.67** after bowling week **1**
 Low game of **130** on week **5** Low series of **471** on week **5** Low average of **176.83** after bowling week **5**

High Scores by Game

Game #1: **200** on week **1** Game #2: **178** on week **1** Game #3: **212** on week **1**



Note: This report includes information through January 9 which is Week 16 of 32

Vincent Hui's Bowling Record - Team 18: Team 18

Week No.	Bowling Date	Old Ave	Old HDCP	-1-	-2-	-3-	Total	HDCP Total	Pins	Gms	---Average Change---			High Game	High Sers	HDCP Game	HDCP Sers		
											New	Old	---> +/-						
1	09/05/17	bk186	0				0	0	0	0	-	0.00	=	0.00	0	0			
2	09/12/17	bk186	30	195	237	193	625	715	625	3	208.33	-	0.00	=	208.33	237	625	267	715
3	09/19/17	bk186	30	166	183	162	511	601	1136	6	189.33	-	208.33	=	-19.00	237	625	267	715
4	09/26/17	bk186	30	a186	a186	a186	558	648	1136	6	189.33	-	189.33	=	0.00	237	625	267	715
5	10/03/17	bk186	0				0	0	1136	6	189.33	-	189.33	=	0.00	237	625	267	715
6	10/10/17	bk186	0				0	0	1136	6	189.33	-	189.33	=	0.00	237	625	267	715
7	10/17/17	bk186	0				0	0	1136	6	189.33	-	189.33	=	0.00	237	625	267	715
8	10/31/17	bk186	0				0	0	1136	6	189.33	-	189.33	=	0.00	237	625	267	715
9	11/07/17	bk186	0				0	0	1136	6	189.33	-	189.33	=	0.00	237	625	267	715
10	11/14/17	bk186	0				0	0	1136	6	189.33	-	189.33	=	0.00	237	625	267	715
11	11/21/17	bk186	0				0	0	1136	6	189.33	-	189.33	=	0.00	237	625	267	715
12	11/28/17	bk186	0				0	0	1136	6	189.33	-	189.33	=	0.00	237	625	267	715
13	12/05/17	bk186	0				0	0	1136	6	189.33	-	189.33	=	0.00	237	625	267	715
14	12/12/17	bk186	0				0	0	1136	6	189.33	-	189.33	=	0.00	237	625	267	715
15	12/19/17	bk186	0				0	0	1136	6	189.33	-	189.33	=	0.00	237	625	267	715
16	01/09/18	bk186	30				0	0	1136	6	189.33	-	189.33	=	0.00	237	625	267	715

End of 1st part

<u><100</u>	<u>100's</u>	<u>125's</u>	<u>150's</u>	<u>175's</u>	<u>200's</u>	<u>225's</u>	<u>250's</u>	<u>275's</u>	<u>300's</u>
			2	3		1			
<u><400</u>	<u>400's</u>	<u>450's</u>	<u>500's</u>	<u>550's</u>	<u>600's</u>	<u>650's</u>	<u>700's</u>	<u>750's</u>	<u>800's</u>
			1		1				
			<u>Ave of Game 1</u>	<u>Ave of Game 2</u>	<u>Ave of Game 3</u>				
			180.50	210.00	177.50				

High game of **237** on week **2** High series of **625** on week **2** High average of **208.33** after bowling week **2**
 Low game of **162** on week **3** Low series of **511** on week **3** Low average of **189.33** after bowling week **3**

High Scores by Game
 Game #1: **195** on week **2** Game #2: **237** on week **2** Game #3: **193** on week **2**

