

Note: This report includes information through January 9 which is Week 16 of 32

Eva Wong's Bowling Record - Team 19: The W(r)ong Team

Week No.	Bowling Date	Old Ave	Old HDCP	-			Total	HDCP Total	Pins	Gms	---Average Change---			High Game	High Sers	HDCP Game	HDCP Sers
				-1-	-2-	-3-					New - Old	--->	+/-				
1	09/05/17	bk102	106	115	144	147	406	724	406	3	135.33	- 0.00	= 135.33	147	406	253	724
2	09/12/17	bk102	106	109	112	122	343	661	749	6	124.83	- 135.33	= -10.50	147	406	253	724
3	09/19/17	bk102	106	124	112	106	342	660	1091	9	121.22	- 124.83	= -3.61	147	406	253	724
4	09/26/17	121	89	85	91	132	308	575	1399	12	116.58	- 121.22	= -4.64	147	406	253	724
5	10/03/17	116	93	106	97	122	325	604	1724	15	114.93	- 116.58	= -1.65	147	406	253	724
----- Week 6 was bowled after week 7 -----																	
6	10/10/17	115	94	122	101	120	343	625	1724	15	114.93	- 0.00	= 114.93	147	406	253	724
Scores were bowled after week 7 for weeks: 6																	
7	10/17/17	114	95	118	116	129	363	648	2430	21	115.71	- 114.93	= 0.78	147	406	253	724
8	10/31/17	115	94	106	120	108	334	616	2764	24	115.17	- 115.71	= -0.55	147	406	253	724
9	11/07/17	115	94	99	100	103	302	584	3066	27	113.56	- 115.17	= -1.61	147	406	253	724
10	11/14/17	113	96	89	144	102	335	623	3401	30	113.37	- 113.56	= -0.19	147	406	253	724
11	11/21/17	113	96	126	106	104	336	624	3737	33	113.24	- 113.37	= -0.12	147	406	253	724
12	11/28/17	113	0				0	0	3737	33	113.24	- 113.24	= 0.00	147	406	253	724
13	12/05/17	113	96	119	101	144	364	652	4101	36	113.92	- 113.24	= 0.67	147	406	253	724
14	12/12/17	113	96	88	117	98	303	591	4404	39	112.92	- 113.92	= -0.99	147	406	253	724
15	12/19/17	112	97	130	136	117	383	674	4787	42	113.98	- 112.92	= 1.05	147	406	253	724
16	01/09/18	113	96	116	93	126	335	623	5122	45	113.82	- 113.98	= -0.15	147	406	253	724

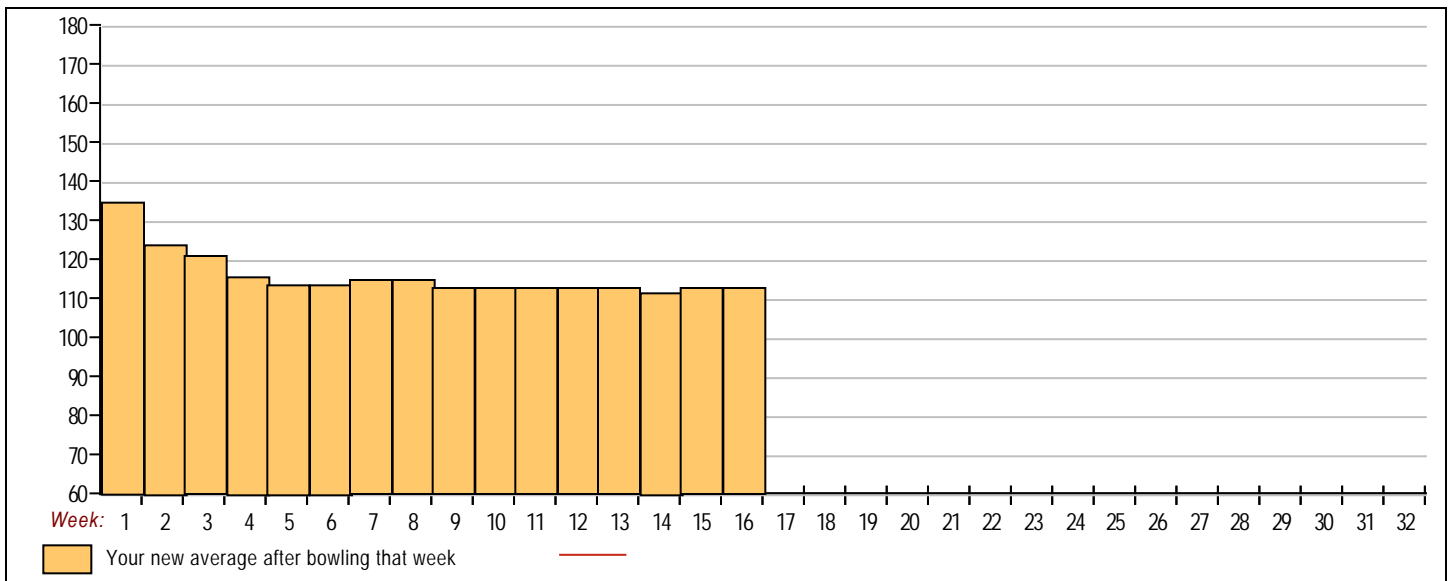
End of 1st part

<u><100</u>	<u>100's</u>	<u>125's</u>	<u>150's</u>	<u>175's</u>	<u>200's</u>	<u>225's</u>	<u>250's</u>	<u>275's</u>	<u>300's</u>
8	27	10							
<u><400</u>	<u>400's</u>	<u>450's</u>	<u>500's</u>	<u>550's</u>	<u>600's</u>	<u>650's</u>	<u>700's</u>	<u>750's</u>	<u>800's</u>
14	1								

<u>Ave of Game 1</u>	<u>Ave of Game 2</u>	<u>Ave of Game 3</u>
110.13	112.67	118.67

High game of 147 on week 1 High series of 406 on week 1 High average of 135.33 after bowling week 1
 Low game of 85 on week 4 Low series of 302 on week 9 Low average of 112.92 after bowling week 14

High Scores by Game
 Game #1: 130 on week 15 Game #2: 144 on week 1 Game #3: 147 on week 1



Note: This report includes information through January 9 which is Week 16 of 32

Ronald Wong's Bowling Record - Team 19: The W(r)ong Team

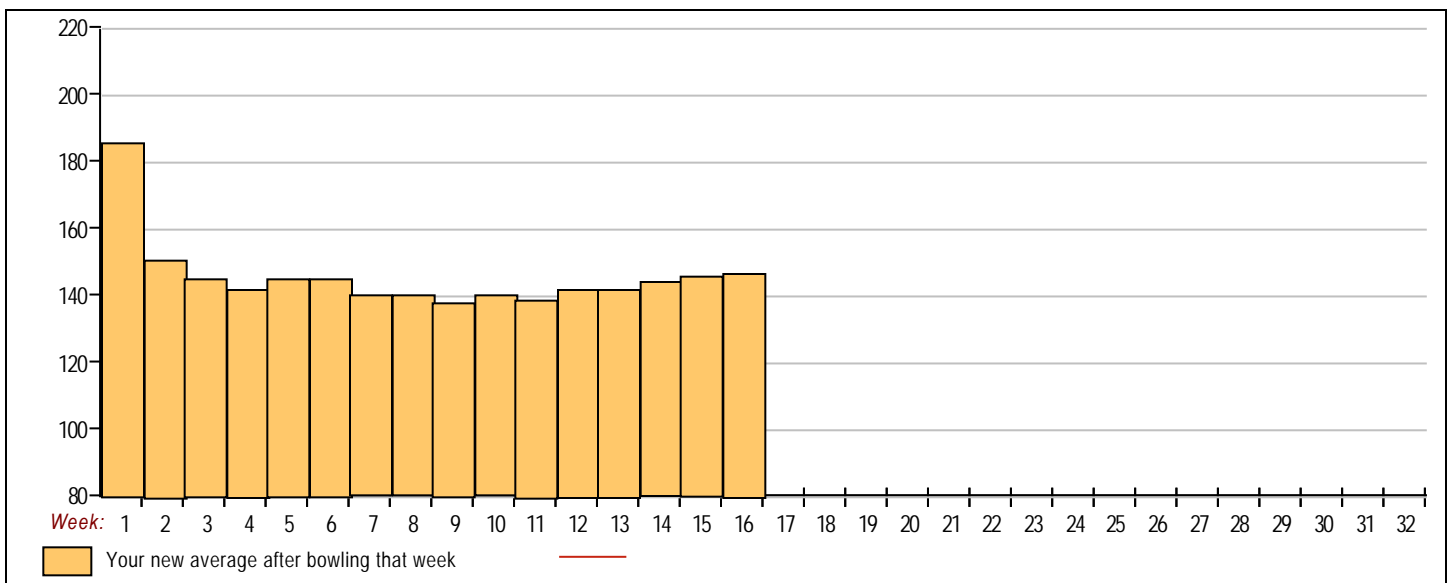
Week No.	Bowling Date	Old Ave	Old HDCP	-			Total	HDCP Total	Pins	Gms	---Average Change---			High Game	High Sers	HDCP Game	HDCP Sers		
				-1-	-2-	-3-					New	Old	---> +/-						
1	09/05/17	bk157	56	169	211	180	560	728	560	3	186.67	-	0.00	=	186.67	211	560	267	728
2	09/12/17	bk157	56	96	142	112	350	518	910	6	151.67	-	186.67	=	-35.00	211	560	267	728
3	09/19/17	bk157	56	122	157	122	401	569	1311	9	145.67	-	151.67	=	-6.00	211	560	267	728
4	09/26/17	147	65	143	149	107	399	594	1710	12	142.50	-	145.67	=	-3.17	211	560	267	728
5	10/03/17	147	65	170	134	172	476	671	2186	15	145.73	-	142.50	=	3.23	211	560	267	728
----- Week 6 was bowled after week 7 -----																			
6	10/10/17	147	65	a147	a147	a147	420	615	2186	15	145.73	-	0.00	=	145.73	211	560	267	728
Scores were bowled after week 7 for weeks: 6																			
7	10/17/17	147	65	127	109	104	340	535	2526	18	140.33	-	145.73	=	-5.40	211	560	267	728
8	10/31/17	147	65	146	131	140	417	612	2943	21	140.14	-	140.33	=	-0.19	211	560	267	728
9	11/07/17	147	65	112	a147	a147	406	601	3055	22	138.86	-	140.14	=	-1.28	211	560	267	728
10	11/14/17	147	65	154	163	150	467	662	3522	25	140.88	-	138.86	=	2.02	211	560	267	728
11	11/21/17	147	65	134	137	113	384	579	3906	28	139.50	-	140.88	=	-1.38	211	560	267	728
12	11/28/17	147	65	155	178	175	508	703	4414	31	142.39	-	139.50	=	2.89	211	560	267	728
13	12/05/17	147	65	a147	a147	a147	441	636	4414	31	142.39	-	142.39	=	0.00	211	560	267	728
14	12/12/17	147	65	159	155	172	486	681	4900	34	144.12	-	142.39	=	1.73	211	560	267	728
15	12/19/17	147	65	167	163	172	502	697	5402	37	146.00	-	144.12	=	1.88	211	560	267	728
16	01/09/18	147	65	192	165	153	510	705	5912	40	147.80	-	146.00	=	1.80	211	560	267	728

End of 1st part

<u><100</u>	<u>100's</u>	<u>125's</u>	<u>150's</u>	<u>175's</u>	<u>200's</u>	<u>225's</u>	<u>250's</u>	<u>275's</u>	<u>300's</u>
1	8	10	16	4	1				
<u><400</u>	<u>400's</u>	<u>450's</u>	<u>500's</u>	<u>550's</u>	<u>600's</u>	<u>650's</u>	<u>700's</u>	<u>750's</u>	<u>800's</u>
4	2	3	3	1					
<u>Ave of Game 1</u>			<u>Ave of Game 2</u>			<u>Ave of Game 3</u>			
146.14			153.38			144.00			

High game of **211** on week **1** High series of **560** on week **1** High average of **186.67** after bowling week **1**
 Low game of **96** on week **2** Low series of **340** on week **7** Low average of **138.86** after bowling week **9**

High Scores by Game
 Game #1: **192** on week **16** Game #2: **211** on week **1** Game #3: **180** on week **1**



Note: This report includes information through January 9 which is Week 16 of 32

Allyson Wong's Bowling Record - Team 19: The W(r)ong Team

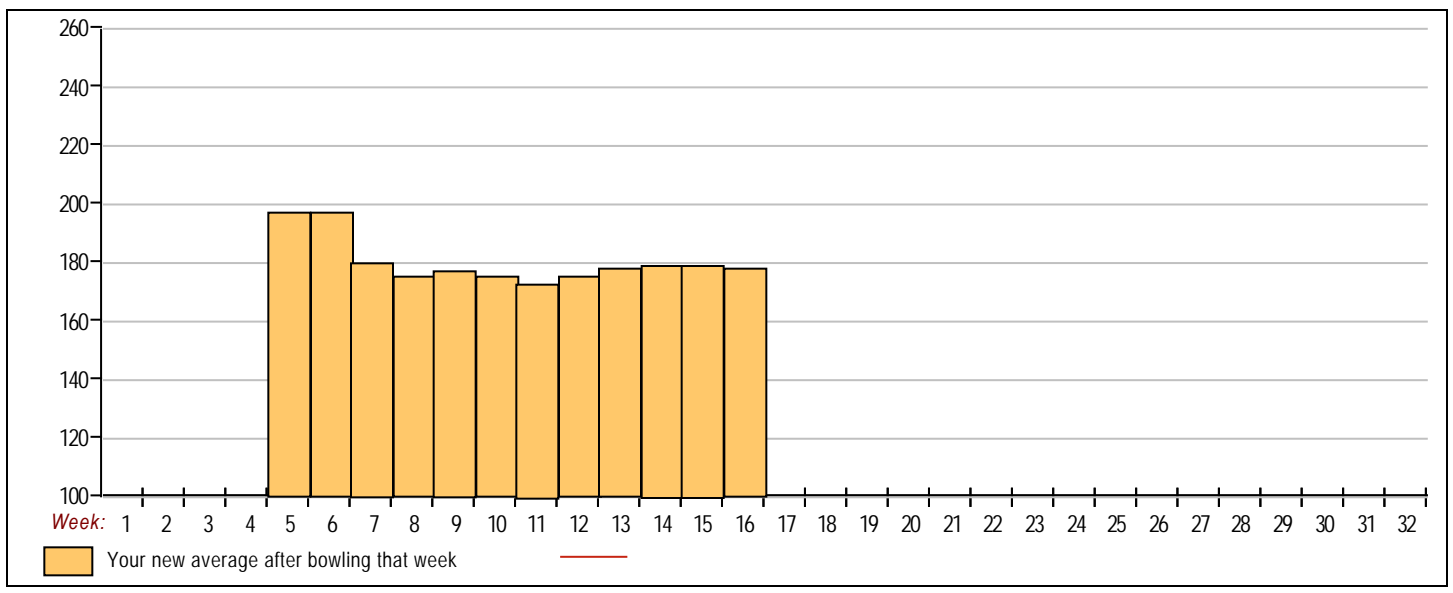
Week No.	Bowling Date	Old Ave	Old HDCP	-			Total	HDCP Total	Pins	Gms	---Average Change---			High Game	High Sers	HDCP Game	HDCP Sers		
				-1-	-2-	-3-					New	Old	---> +/-						
1	09/05/17	bk163	0				0	0	0	0	-	0.00	=	0.00	0	0			
2	09/12/17	bk163	0				0	0	0	0	-	0.00	=	0.00	0	0			
3	09/19/17	bk163	0				0	0	0	0	-	0.00	=	0.00	0	0			
4	09/26/17	bk163	0				0	0	0	0	-	0.00	=	0.00	0	0			
5	10/03/17	bk163	51	186	243	162	591	744	591	3	197.00	-	0.00	=	197.00	243	591	294	744
----- Week 6 was bowled after week 7 -----																			
6	10/10/17	bk163	51	169	161	209	539	692	591	3	197.00	-	0.00	=	197.00	243	591	294	744
Scores were bowled after week 7 for weeks: 6																			
7	10/17/17	bk163	51	172	186	138	496	649	1626	9	180.67	-	197.00	=	-16.33	243	591	294	744
8	10/31/17	180	36	164	177	139	480	588	2106	12	175.50	-	180.67	=	-5.17	243	591	294	744
9	11/07/17	175	40	192	178	186	556	676	2662	15	177.47	-	175.50	=	1.97	243	591	294	744
10	11/14/17	177	38	135	179	189	503	617	3165	18	175.83	-	177.47	=	-1.63	243	591	294	744
11	11/21/17	175	40	159	156	160	475	595	3640	21	173.33	-	175.83	=	-2.50	243	591	294	744
12	11/28/17	173	42	210	185	177	572	698	4212	24	175.50	-	173.33	=	2.17	243	591	294	744
13	12/05/17	175	40	195	211	204	610	730	4822	27	178.59	-	175.50	=	3.09	243	610	294	744
14	12/12/17	178	37	167	206	179	552	663	5374	30	179.13	-	178.59	=	0.54	243	610	294	744
15	12/19/17	179	36	222	200	128	550	658	5924	33	179.52	-	179.13	=	0.38	243	610	294	744
16	01/09/18	179	36	197	106	191	494	602	6418	36	178.28	-	179.52	=	-1.24	243	610	294	744

End of 1st part

<u><100</u>	<u>100's</u>	<u>125's</u>	<u>150's</u>	<u>175's</u>	<u>200's</u>	<u>225's</u>	<u>250's</u>	<u>275's</u>	<u>300's</u>
	1	4	9	14	7	1			
<u><400</u>	<u>400's</u>	<u>450's</u>	<u>500's</u>	<u>550's</u>	<u>600's</u>	<u>650's</u>	<u>700's</u>	<u>750's</u>	<u>800's</u>
		4	2	5	1				
<u>Ave of Game 1</u>			<u>Ave of Game 2</u>			<u>Ave of Game 3</u>			
180.67			182.33			171.83			

High game of 243 on week 5 High series of 610 on week 13 High average of 197.00 after bowling week 5
 Low game of 106 on week 16 Low series of 475 on week 11 Low average of 173.33 after bowling week 11

High Scores by Game
 Game #1: 222 on week 15 Game #2: 243 on week 5 Game #3: 209 on week 6



Note: This report includes information through January 9 which is Week 16 of 32

Margaret Wong's Bowling Record - Team 19: The W(r)ong Team

Week No.	Bowling Date	Old Ave	Old HDCP	-1-	-2-	-3-	Total	HDCP		---Average Change---			High Game	High Sers	HDCP Game	HDCP Sers			
								Total	Pins	Gms	New	Old					---> +/-		
1	09/05/17	bk137	0				0	0	0	0	-	0.00	=	0.00	0	0			
2	09/12/17	bk137	0				0	0	0	0	-	0.00	=	0.00	0	0			
3	09/19/17	bk137	0				0	0	0	0	-	0.00	=	0.00	0	0			
4	09/26/17	bk137	0				0	0	0	0	-	0.00	=	0.00	0	0			
5	10/03/17	bk137	0				0	0	0	0	-	0.00	=	0.00	0	0			
6	10/10/17	bk137	0				0	0	0	0	-	0.00	=	0.00	0	0			
7	10/17/17	bk137	0				0	0	0	0	-	0.00	=	0.00	0	0			
8	10/31/17	bk137	0				0	0	0	0	-	0.00	=	0.00	0	0			
9	11/07/17	bk137	0				0	0	0	0	-	0.00	=	0.00	0	0			
10	11/14/17	bk137	0				0	0	0	0	-	0.00	=	0.00	0	0			
11	11/21/17	bk137	0				0	0	0	0	-	0.00	=	0.00	0	0			
12	11/28/17	bk137	74	132	147	125	404	626	404	3	134.67	-	0.00	=	134.67	147	404	221	626
13	12/05/17	bk137	0				0	0	404	3	134.67	-	134.67	=	0.00	147	404	221	626
14	12/12/17	bk137	74	138	123	131	392	614	796	6	132.67	-	134.67	=	-2.00	147	404	221	626
15	12/19/17	bk137	0				0	0	796	6	132.67	-	132.67	=	0.00	147	404	221	626
16	01/09/18	bk137	74				0	0	796	6	132.67	-	132.67	=	0.00	147	404	221	626

End of 1st part

<u><100</u>	<u>100's</u>	<u>125's</u>	<u>150's</u>	<u>175's</u>	<u>200's</u>	<u>225's</u>	<u>250's</u>	<u>275's</u>	<u>300's</u>
	1	5							
<u><400</u>	<u>400's</u>	<u>450's</u>	<u>500's</u>	<u>550's</u>	<u>600's</u>	<u>650's</u>	<u>700's</u>	<u>750's</u>	<u>800's</u>
1	1								

<u>Ave of Game 1</u>	<u>Ave of Game 2</u>	<u>Ave of Game 3</u>
135.00	135.00	128.00

High game of 147 on week 12 High series of 404 on week 12 High average of 134.67 after bowling week 12
 Low game of 123 on week 14 Low series of 392 on week 14 Low average of 132.67 after bowling week 14

High Scores by Game

Game #1: 138 on week 14 Game #2: 147 on week 12 Game #3: 131 on week 14

