

Note: This report includes information through January 9 which is Week 16 of 32

Joannie Chan's Bowling Record - Team 21: T2J

Week No.	Bowling Date	Old Ave	Old HDCP	Score			Total	HDCP Total	Pins	Gms	---Average Change---			High Game	High Sers	HDCP Game	HDCP Sers		
				-1-	-2-	-3-					New	Old	---> +/-						
1	09/05/17	bk165	49	146	151	145	442	589	442	3	147.33	-	0.00	=	147.33	151	442	200	589
2	09/12/17	bk165	49	158	160	176	494	641	936	6	156.00	-	147.33	=	8.67	176	494	225	641
3	09/19/17	bk165	49	135	163	191	489	636	1425	9	158.33	-	156.00	=	2.33	191	494	240	641
4	09/26/17	158	55	185	158	158	501	666	1926	12	160.50	-	158.33	=	2.17	191	501	240	666
5	10/03/17	160	54	159	167	202	528	690	2454	15	163.60	-	160.50	=	3.10	202	528	256	690
6	10/10/17	163	51	157	147	164	468	621	2922	18	162.33	-	163.60	=	-1.27	202	528	256	690
7	10/17/17	162	52	141	203	161	505	661	3427	21	163.19	-	162.33	=	0.86	203	528	256	690
8	10/31/17	163	51	135	155	167	457	610	3884	24	161.83	-	163.19	=	-1.36	203	528	256	690
9	11/07/17	161	53	203	168	167	538	697	4422	27	163.78	-	161.83	=	1.94	203	538	256	697
10	11/14/17	163	51	175	188	147	510	663	4932	30	164.40	-	163.78	=	0.62	203	538	256	697
11	11/21/17	164	50	184	136	149	469	619	5401	33	163.67	-	164.40	=	-0.73	203	538	256	697
12	11/28/17	163	0				0	0	5401	33	163.67	-	163.67	=	0.00	203	538	256	697
13	12/05/17	163	51	160	192	177	529	682	5930	36	164.72	-	163.67	=	1.06	203	538	256	697
14	12/12/17	164	50	153	160	193	506	656	6436	39	165.03	-	164.72	=	0.30	203	538	256	697
15	12/19/17	165	49	209	170	137	516	663	6952	42	165.52	-	165.03	=	0.50	209	538	258	697
16	01/09/18	165	49	131	159	170	460	607	7412	45	164.71	-	165.52	=	-0.81	209	538	258	697

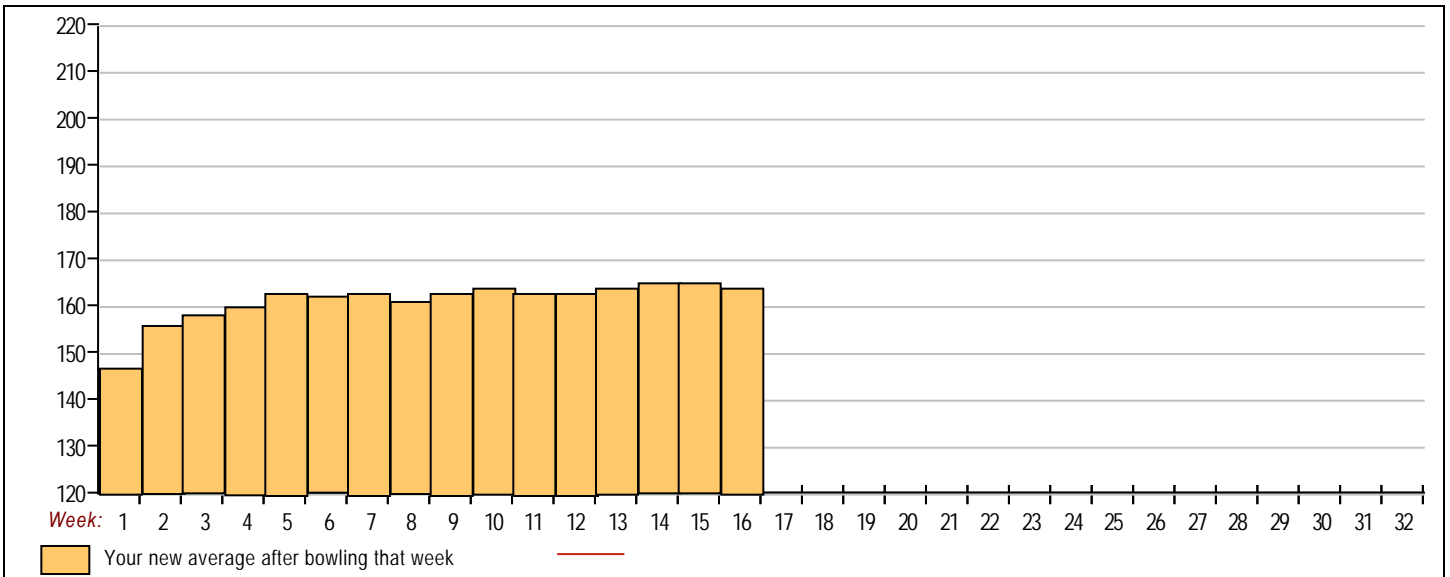
End of 1st part

<u><100</u>	<u>100's</u>	<u>125's</u>	<u>150's</u>	<u>175's</u>	<u>200's</u>	<u>225's</u>	<u>250's</u>	<u>275's</u>	<u>300's</u>
		11	21	9	4				
<u><400</u>	<u>400's</u>	<u>450's</u>	<u>500's</u>	<u>550's</u>	<u>600's</u>	<u>650's</u>	<u>700's</u>	<u>750's</u>	<u>800's</u>
	1	6	8						
			<u>Ave of Game 1</u>	<u>Ave of Game 2</u>	<u>Ave of Game 3</u>				
			162.07	165.13	166.93				

High game of 209 on week 15 High series of 538 on week 9 High average of 165.52 after bowling week 15
 Low game of 131 on week 16 Low series of 442 on week 1 Low average of 147.33 after bowling week 1

High Scores by Game

Game #1: 209 on week 15 Game #2: 203 on week 7 Game #3: 202 on week 5



Note: This report includes information through January 9 which is Week 16 of 32

Tom Yee's Bowling Record - Team 21: T2J

Week No.	Bowling Date	Old Ave	Old HDCP	-			Total	HDCP Total	Pins	Gms	---Average Change---			High Game	High Sers	HDCP Game	HDCP Sers		
				-1-	-2-	-3-					New	Old	---> +/-						
1	09/05/17	bk183	0				0	0	0	0	-	0.00	=	0.00	0	0			
2	09/12/17	bk183	0				0	0	0	0	-	0.00	=	0.00	0	0			
3	09/19/17	bk183	0				0	0	0	0	-	0.00	=	0.00	0	0			
4	09/26/17	bk183	0				0	0	0	0	-	0.00	=	0.00	0	0			
5	10/03/17	bk183	0				0	0	0	0	-	0.00	=	0.00	0	0			
6	10/10/17	bk183	0				0	0	0	0	-	0.00	=	0.00	0	0			
7	10/17/17	bk183	0				0	0	0	0	-	0.00	=	0.00	0	0			
8	10/31/17	bk183	33	174	232	217	623	722	623	3	207.67	-	0.00	=	207.67	232	623	265	722
9	11/07/17	bk183	33	202	198	180	580	679	1203	6	200.50	-	207.67	=	-7.17	232	623	265	722
10	11/14/17	bk183	33	223	169	206	598	697	1801	9	200.11	-	200.50	=	-0.39	232	623	265	722
11	11/21/17	200	18	191	226	219	636	690	2437	12	203.08	-	200.11	=	2.97	232	636	265	722
12	11/28/17	203	15	156	212	177	545	590	2982	15	198.80	-	203.08	=	-4.28	232	636	265	722
13	12/05/17	198	19	227	170	268	665	722	3647	18	202.61	-	198.80	=	3.81	268	665	287	722
14	12/12/17	202	16	198	218	236	652	700	4299	21	204.71	-	202.61	=	2.10	268	665	287	722
15	12/19/17	204	14	174	204	234	612	654	4911	24	204.63	-	204.71	=	-0.09	268	665	287	722
16	01/09/18	204	14	171	185	234	590	632	5501	27	203.74	-	204.63	=	-0.88	268	665	287	722

End of 1st part

<u><100</u>	<u>100's</u>	<u>125's</u>	<u>150's</u>	<u>175's</u>	<u>200's</u>	<u>225's</u>	<u>250's</u>	<u>275's</u>	<u>300's</u>
			6	6	8	6	1		
<u><400</u>	<u>400's</u>	<u>450's</u>	<u>500's</u>	<u>550's</u>	<u>600's</u>	<u>650's</u>	<u>700's</u>	<u>750's</u>	<u>800's</u>
			1	3	3	2			
			<u>Ave of Game 1</u>	<u>Ave of Game 2</u>	<u>Ave of Game 3</u>				
			190.67	201.56	219.00				

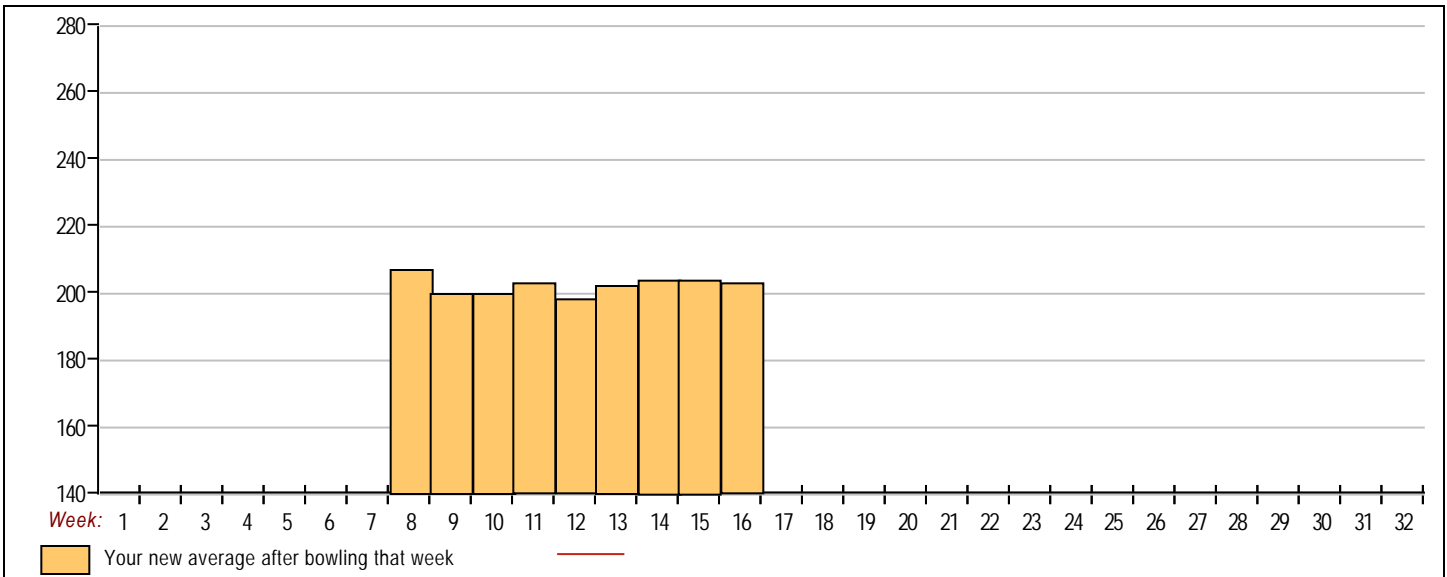
High game of 268 on week 13
Low game of 156 on week 12

High series of 665 on week 13
Low series of 545 on week 12

High average of 207.67 after bowling week 8
Low average of 198.80 after bowling week 12

High Scores by Game

Game #1: 227 on week 13 Game #2: 232 on week 8 Game #3: 268 on week 13



Note: This report includes information through January 9 which is Week 16 of 32

Tylon Leung's Bowling Record - Team 21: T2J

Week No.	Bowling Date	Old Ave	Old HDCP	-1-	-2-	-3-	Total	HDCP Total	Pins	Gms	---Average Change---			High Game	High Sers	HDCP Game	HDCP Sers		
											New	Old	---> +/-						
1	09/05/17	bk199	18	246	228	214	688	742	688	3	229.33	-	0.00	=	229.33	246	688	264	742
2	09/12/17	bk199	18	194	188	207	589	643	1277	6	212.83	-	229.33	=	-16.50	246	688	264	742
3	09/19/17	bk199	18	192	208	216	616	670	1893	9	210.33	-	212.83	=	-2.50	246	688	264	742
4	09/26/17	210	9	199	245	203	647	674	2540	12	211.67	-	210.33	=	1.33	246	688	264	742
5	10/03/17	211	8	202	215	209	626	650	3166	15	211.07	-	211.67	=	-0.60	246	688	264	742
6	10/10/17	211	8	248	196	258	702	726	3868	18	214.89	-	211.07	=	3.82	258	702	266	742
7	10/17/17	214	5	194	225	227	646	661	4514	21	214.95	-	214.89	=	0.06	258	702	266	742
8	10/31/17	214	5	227	235	231	693	708	5207	24	216.96	-	214.95	=	2.01	258	702	266	742
9	11/07/17	216	3	197	194	204	595	604	5802	27	214.89	-	216.96	=	-2.07	258	702	266	742
10	11/14/17	214	5	199	247	235	681	696	6483	30	216.10	-	214.89	=	1.21	258	702	266	742
11	11/21/17	216	3	214	201	207	622	631	7105	33	215.30	-	216.10	=	-0.80	258	702	266	742
12	11/28/17	215	4	186	201	221	608	620	7713	36	214.25	-	215.30	=	-1.05	258	702	266	742
13	12/05/17	214	5	204	216	170	590	605	8303	39	212.90	-	214.25	=	-1.35	258	702	266	742
14	12/12/17	212	7	151	170	160	481	502	8784	42	209.14	-	212.90	=	-3.75	258	702	266	742
15	12/19/17	209	9	244	257	235	736	763	9520	45	211.56	-	209.14	=	2.41	258	736	266	763
16	01/09/18	211	8	221	237	224	682	706	10202	48	212.54	-	211.56	=	0.99	258	736	266	763

End of 1st part

<u><100</u>	<u>100's</u>	<u>125's</u>	<u>150's</u>	<u>175's</u>	<u>200's</u>	<u>225's</u>	<u>250's</u>	<u>275's</u>	<u>300's</u>
			4	10	18	14	2		
<u><400</u>	<u>400's</u>	<u>450's</u>	<u>500's</u>	<u>550's</u>	<u>600's</u>	<u>650's</u>	<u>700's</u>	<u>750's</u>	<u>800's</u>
		1		3	6	4	2		
			<u>Ave of Game 1</u>	<u>Ave of Game 2</u>	<u>Ave of Game 3</u>				
			207.38	216.44	213.81				

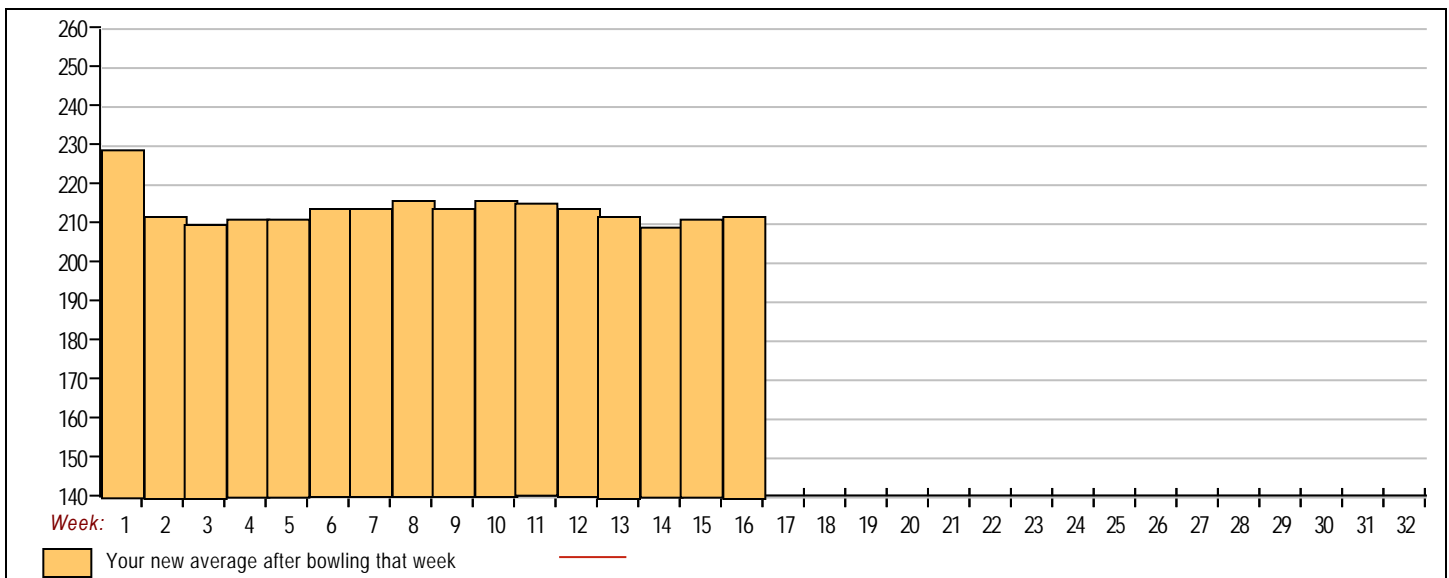
High game of 258 on week 6
 Low game of 151 on week 14

High series of 736 on week 15
 Low series of 481 on week 14

High average of 229.33 after bowling week 1
 Low average of 209.14 after bowling week 14

High Scores by Game

Game #1: 248 on week 6 Game #2: 257 on week 15 Game #3: 258 on week 6



Note: This report includes information through January 9 which is Week 16 of 32

Francis To's Bowling Record - Team 21: T2J

Week No.	Bowling Date	Old Ave	Old HDCP	-			Total	HDCP Total	Pins	Gms	---Average Change---			High Game	High Sers	HDCP Game	HDCP Sers		
				-1-	-2-	-3-					New - Old	--->	+/-						
1	09/05/17	bk200	0				0	0	0	0	-	0.00	=	0.00	0	0			
2	09/12/17	bk200	0				0	0	0	0	-	0.00	=	0.00	0	0			
3	09/19/17	bk200	18	161	164	181	506	560	506	3	168.67	-	0.00	=	168.67	181	506	199	560
4	09/26/17	bk200	18	a200	a200	a200	600	654	506	3	168.67	-	168.67	=	0.00	181	506	199	560
5	10/03/17	bk200	18	198	201	168	567	621	1073	6	178.83	-	168.67	=	10.17	201	567	219	621
6	10/10/17	bk200	18	181	169	194	544	598	1617	9	179.67	-	178.83	=	0.83	201	567	219	621
7	10/17/17	190	0				0	0	1617	9	179.67	-	179.67	=	0.00	201	567	219	621
8	10/31/17	190	0				0	0	1617	9	179.67	-	179.67	=	0.00	201	567	219	621
9	11/07/17	190	0				0	0	1617	9	179.67	-	179.67	=	0.00	201	567	219	621
10	11/14/17	190	0				0	0	1617	9	179.67	-	179.67	=	0.00	201	567	219	621
11	11/21/17	190	0				0	0	1617	9	179.67	-	179.67	=	0.00	201	567	219	621
12	11/28/17	190	27	147	157	202	506	587	2123	12	176.92	-	179.67	=	-2.75	202	567	229	621
13	12/05/17	190	0				0	0	2123	12	176.92	-	176.92	=	0.00	202	567	229	621
14	12/12/17	190	0				0	0	2123	12	176.92	-	176.92	=	0.00	202	567	229	621
15	12/19/17	190	0				0	0	2123	12	176.92	-	176.92	=	0.00	202	567	229	621
16	01/09/18	190	27				0	0	2123	12	176.92	-	176.92	=	0.00	202	567	229	621

End of 1st part

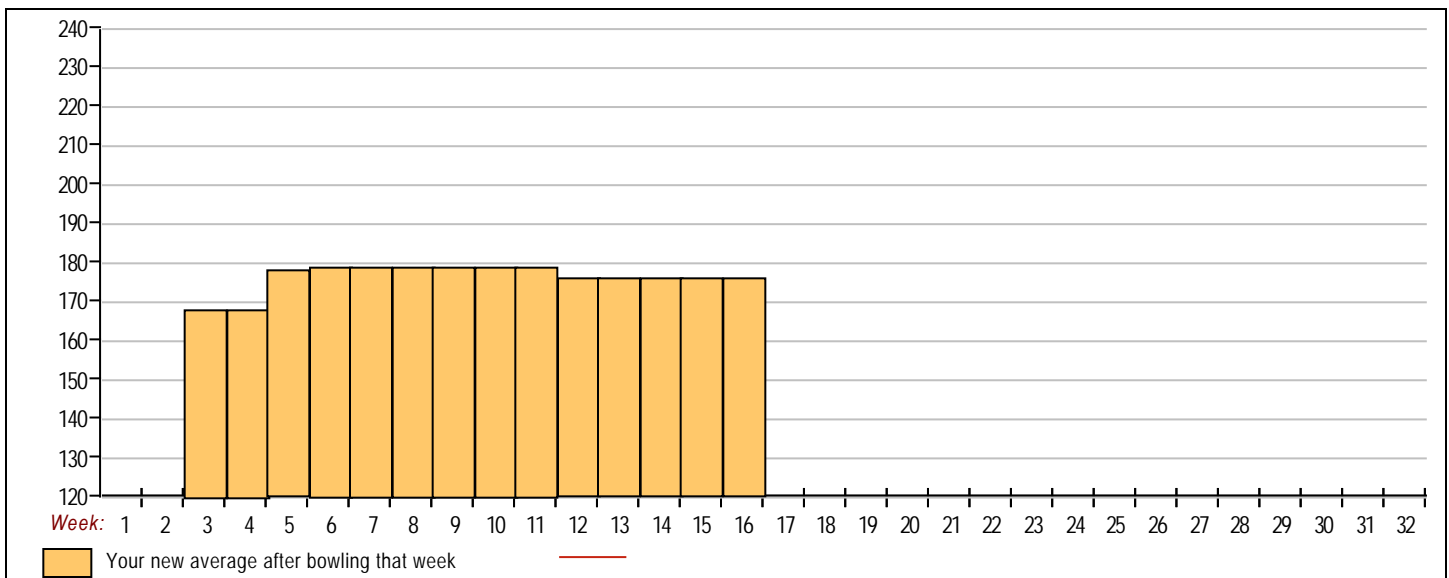


<u><100</u>	<u>100's</u>	<u>125's</u>	<u>150's</u>	<u>175's</u>	<u>200's</u>	<u>225's</u>	<u>250's</u>	<u>275's</u>	<u>300's</u>
		1	5	4	2				
<u><400</u>	<u>400's</u>	<u>450's</u>	<u>500's</u>	<u>550's</u>	<u>600's</u>	<u>650's</u>	<u>700's</u>	<u>750's</u>	<u>800's</u>
			3	1					
			<u>Ave of Game 1</u>	<u>Ave of Game 2</u>	<u>Ave of Game 3</u>				
			171.75	172.75	186.25				

High game of **202** on week **12** High series of **567** on week **5** High average of **179.67** after bowling week **6**
 Low game of **147** on week **12** Low series of **506** on week **3** Low average of **168.67** after bowling week **3**

High Scores by Game

Game #1: **198** on week **5** Game #2: **201** on week **5** Game #3: **202** on week **12**



Note: This report includes information through January 9 which is Week 16 of 32

Noelle Yang's Bowling Record - Team 21: T2J

Week No.	Bowling Date	Old Ave	Old HDCP	-1-	-2-	-3-	HDCP		Pins	Gms	---Average Change---			High Game	High Sers	HDCP Game	HDCP Sers	
							Total	Total			New - Old	--->	+/-					
1	09/05/17	bk128	0				0	0	0	0	-	0.00	=	0.00	0	0		
2	09/12/17	bk128	0				0	0	0	0	-	0.00	=	0.00	0	0		
3	09/19/17	bk128	0				0	0	0	0	-	0.00	=	0.00	0	0		
4	09/26/17	bk128	0				0	0	0	0	-	0.00	=	0.00	0	0		
5	10/03/17	bk128	0				0	0	0	0	-	0.00	=	0.00	0	0		
6	10/10/17	bk128	0				0	0	0	0	-	0.00	=	0.00	0	0		
7	10/17/17	bk128	0				0	0	0	0	-	0.00	=	0.00	0	0		
8	10/31/17	bk128	0				0	0	0	0	-	0.00	=	0.00	0	0		
9	11/07/17	bk128	0				0	0	0	0	-	0.00	=	0.00	0	0		
10	11/14/17	bk128	0				0	0	0	0	-	0.00	=	0.00	0	0		
11	11/21/17	bk128	0				0	0	0	0	-	0.00	=	0.00	0	0		
12	11/28/17	bk128	0				0	0	0	0	-	0.00	=	0.00	0	0		
13	12/05/17	bk128	0				0	0	0	0	-	0.00	=	0.00	0	0		
14	12/12/17	bk128	0				0	0	0	0	-	0.00	=	0.00	0	0		
15	12/19/17	bk128	0				0	0	0	0	-	0.00	=	0.00	0	0		
16	01/09/18	bk128	82				0	0	0	0	-	0.00	=	0.00	0	0		

End of 1st part

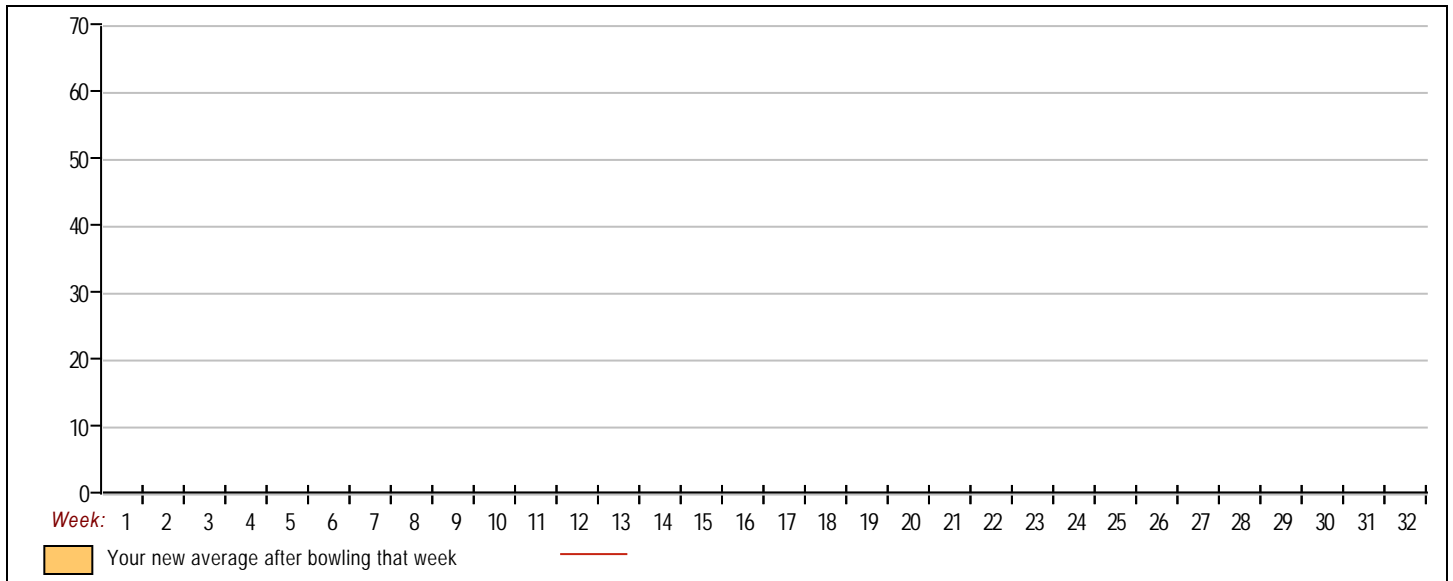


- | | | | | | | | | | |
|----------------|--------------|--------------|--------------|--------------|--------------|--------------|--------------|--------------|--------------|
| <u><100</u> | <u>100's</u> | <u>125's</u> | <u>150's</u> | <u>175's</u> | <u>200's</u> | <u>225's</u> | <u>250's</u> | <u>275's</u> | <u>300's</u> |
| <u><400</u> | <u>400's</u> | <u>450's</u> | <u>500's</u> | <u>550's</u> | <u>600's</u> | <u>650's</u> | <u>700's</u> | <u>750's</u> | <u>800's</u> |

Ave of Game 1 Ave of Game 2 Ave of Game 3

High game of 0 on week 0	High series of 0 on week 0	High average of 0.00 after bowling week 16
Low game of 0 on week 0	Low series of 0 on week 0	Low average of 0.00 after bowling week 16

High Scores by Game
 Game #1: 0 on week 0 Game #2: 0 on week 0 Game #3: 0 on week 0



Note: This report includes information through January 9 which is Week 16 of 32

Aiman Pak's Bowling Record - Team 21: T2J

Week No.	Bowling Date	Old Ave	Old HDCP	-1-	-2-	-3-	HDCP		Pins	Gms	---Average Change---			High Game	High Sers	HDCP Game	HDCP Sers	
							Total	Total			New - Old	--->	+/-					
1	09/05/17	0	0				0	0	0	0	-	0.00	=	0.00	0	0		
2	09/12/17	0	0				0	0	0	0	-	0.00	=	0.00	0	0		
3	09/19/17	0	0				0	0	0	0	-	0.00	=	0.00	0	0		
4	09/26/17	0	0				0	0	0	0	-	0.00	=	0.00	0	0		
5	10/03/17	0	0				0	0	0	0	-	0.00	=	0.00	0	0		
6	10/10/17	0	0				0	0	0	0	-	0.00	=	0.00	0	0		
7	10/17/17	0	0				0	0	0	0	-	0.00	=	0.00	0	0		
8	10/31/17	0	0				0	0	0	0	-	0.00	=	0.00	0	0		
9	11/07/17	0	0				0	0	0	0	-	0.00	=	0.00	0	0		
10	11/14/17	0	0				0	0	0	0	-	0.00	=	0.00	0	0		
11	11/21/17	0	0				0	0	0	0	-	0.00	=	0.00	0	0		
12	11/28/17	0	0				0	0	0	0	-	0.00	=	0.00	0	0		
13	12/05/17	0	0				0	0	0	0	-	0.00	=	0.00	0	0		
14	12/12/17	0	0				0	0	0	0	-	0.00	=	0.00	0	0		
15	12/19/17	0	0				0	0	0	0	-	0.00	=	0.00	0	0		
16	01/09/18	0	0				0	0	0	0	-	0.00	=	0.00	0	0		

End of 1st part



- | | | | | | | | | | |
|----------------|--------------|--------------|--------------|--------------|--------------|--------------|--------------|--------------|--------------|
| <u><100</u> | <u>100's</u> | <u>125's</u> | <u>150's</u> | <u>175's</u> | <u>200's</u> | <u>225's</u> | <u>250's</u> | <u>275's</u> | <u>300's</u> |
| <u><400</u> | <u>400's</u> | <u>450's</u> | <u>500's</u> | <u>550's</u> | <u>600's</u> | <u>650's</u> | <u>700's</u> | <u>750's</u> | <u>800's</u> |

Ave of Game 1 Ave of Game 2 Ave of Game 3

High game of 0 on week 0	High series of 0 on week 0	High average of 0.00 after bowling week 16
Low game of 0 on week 0	Low series of 0 on week 0	Low average of 0.00 after bowling week 16

High Scores by Game

Game #1: 0 on week 0 Game #2: 0 on week 0 Game #3: 0 on week 0

