

Note: This report includes information through January 9 which is Week 16 of 32

Eddie Viray's Bowling Record - Team 22: Triple Dip

Week No.	Bowling Date	Old Ave	Old HDCP	Score			Total	HDCP Total	Pins	Gms	---Average Change---			High Game	High Sers	HDCP Game	HDCP Sers
				-1-	-2-	-3-					New - Old	---> +/-					
1	09/05/17	bk181	35	184	128	234	546	651	546	3	182.00	- 0.00	= 182.00	234	546	269	651
2	09/12/17	bk181	35	178	191	188	557	662	1103	6	183.83	- 182.00	= 1.83	234	557	269	662
3	09/19/17	bk181	0				0	0	1103	6	183.83	- 183.83	= 0.00	234	557	269	662
4	09/26/17	bk181	0				0	0	1103	6	183.83	- 183.83	= 0.00	234	557	269	662
5	10/03/17	bk181	0				0	0	1103	6	183.83	- 183.83	= 0.00	234	557	269	662
6	10/10/17	bk181	0				0	0	1103	6	183.83	- 183.83	= 0.00	234	557	269	662
7	10/17/17	bk181	35	181	231	171	583	688	1686	9	187.33	- 183.83	= 3.50	234	583	269	688
8	10/31/17	187	0				0	0	1686	9	187.33	- 187.33	= 0.00	234	583	269	688
9	11/07/17	187	29	137	233	171	541	628	2227	12	185.58	- 187.33	= -1.75	234	583	269	688
10	11/14/17	185	31	a185	a185	a185	555	648	2227	12	185.58	- 185.58	= 0.00	234	583	269	688
11	11/21/17	185	31	213	191	154	558	651	2785	15	185.67	- 185.58	= 0.08	234	583	269	688
12	11/28/17	185	31	176	133	159	468	561	3253	18	180.72	- 185.67	= -4.94	234	583	269	688
13	12/05/17	180	36	184	235	226	645	753	3898	21	185.62	- 180.72	= 4.90	235	645	271	753
14	12/12/17	185	31	224	135	191	550	643	4448	24	185.33	- 185.62	= -0.29	235	645	271	753
15	12/19/17	185	31	a185	a185	a185	555	648	4448	24	185.33	- 185.33	= 0.00	235	645	271	753
16	01/09/18	185	31	177	192	184	553	646	5001	27	185.22	- 185.33	= -0.11	235	645	271	753

End of 1st part

<u><100</u>	<u>100's</u>	<u>125's</u>	<u>150's</u>	<u>175's</u>	<u>200's</u>	<u>225's</u>	<u>250's</u>	<u>275's</u>	<u>300's</u>
		4	4	12	2	5			
<u><400</u>	<u>400's</u>	<u>450's</u>	<u>500's</u>	<u>550's</u>	<u>600's</u>	<u>650's</u>	<u>700's</u>	<u>750's</u>	<u>800's</u>
		1	2	5	1				
<u>Ave of Game 1</u>			<u>Ave of Game 2</u>			<u>Ave of Game 3</u>			
183.78			185.44			186.44			

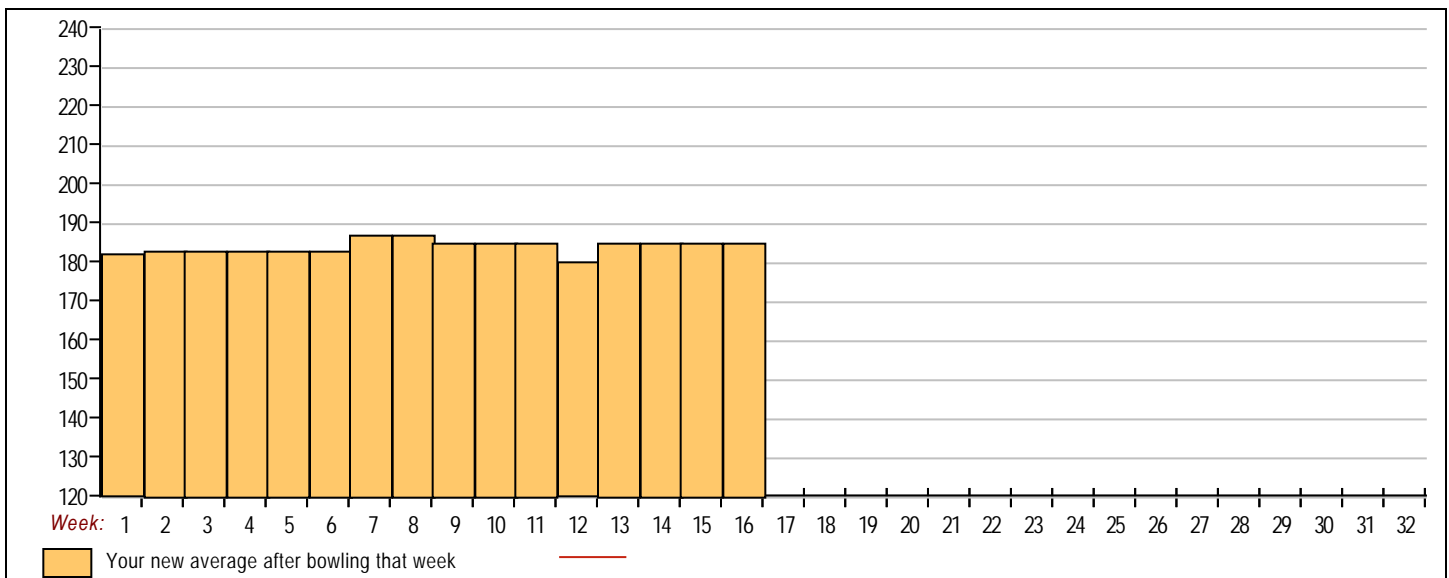
High game of **235** on week **13**
 Low game of **128** on week **1**

High series of **645** on week **13**
 Low series of **468** on week **12**

High average of **187.33** after bowling week **7**
 Low average of **180.72** after bowling week **12**

High Scores by Game

Game #1: **224** on week **14** Game #2: **235** on week **13** Game #3: **234** on week **1**



Note: This report includes information through January 9 which is Week 16 of 32

Randy Wong's Bowling Record - Team 22: Triple Dip

Week No.	Bowling Date	Old Ave	Old HDCP	-			Total	HDCP Total	Pins	Gms	---Average Change---			High Game	High Sers	HDCP Game	HDCP Sers		
				-1-	-2-	-3-					New	Old	---> +/-						
1	09/05/17	bk168	46	150	164	234	548	686	548	3	182.67	-	0.00	=	182.67	234	548	280	686
2	09/12/17	bk168	46	187	167	147	501	639	1049	6	174.83	-	182.67	=	-7.83	234	548	280	686
3	09/19/17	bk168	46	138	174	187	499	637	1548	9	172.00	-	174.83	=	-2.83	234	548	280	686
4	09/26/17	172	43	179	153	202	534	663	2082	12	173.50	-	172.00	=	1.50	234	548	280	686
5	10/03/17	173	42	155	226	177	558	684	2640	15	176.00	-	173.50	=	2.50	234	558	280	686
6	10/10/17	176	39	174	180	166	520	637	3160	18	175.56	-	176.00	=	-0.44	234	558	280	686
7	10/17/17	175	40	150	145	185	480	600	3640	21	173.33	-	175.56	=	-2.22	234	558	280	686
8	10/31/17	173	42	147	163	161	471	597	4111	24	171.29	-	173.33	=	-2.04	234	558	280	686
9	11/07/17	171	44	173	179	157	509	641	4620	27	171.11	-	171.29	=	-0.18	234	558	280	686
10	11/14/17	171	44	186	143	134	463	595	5083	30	169.43	-	171.11	=	-1.68	234	558	280	686
11	11/21/17	169	45	164	165	164	493	628	5576	33	168.97	-	169.43	=	-0.46	234	558	280	686
12	11/28/17	168	46	a168	a168	a168	504	642	5576	33	168.97	-	168.97	=	0.00	234	558	280	686
13	12/05/17	168	46	a168	a168	a168	504	642	5576	33	168.97	-	168.97	=	0.00	234	558	280	686
14	12/12/17	168	46	133	183	178	494	632	6070	36	168.61	-	168.97	=	-0.36	234	558	280	686
15	12/19/17	168	46	186	170	146	502	640	6572	39	168.51	-	168.61	=	-0.10	234	558	280	686
16	01/09/18	168	46	177	187	179	543	681	7115	42	169.40	-	168.51	=	0.89	234	558	280	686

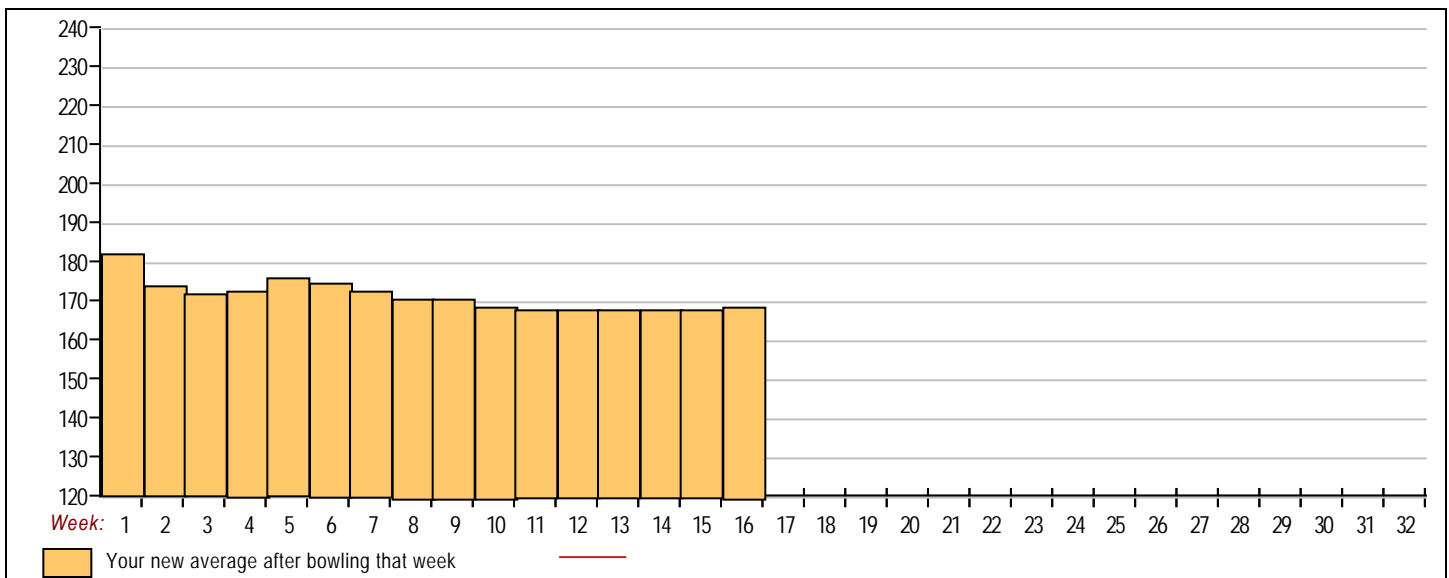
End of 1st part

<u><100</u>	<u>100's</u>	<u>125's</u>	<u>150's</u>	<u>175's</u>	<u>200's</u>	<u>225's</u>	<u>250's</u>	<u>275's</u>	<u>300's</u>
		8	17	14	1	2			
<u><400</u>	<u>400's</u>	<u>450's</u>	<u>500's</u>	<u>550's</u>	<u>600's</u>	<u>650's</u>	<u>700's</u>	<u>750's</u>	<u>800's</u>
		6	7	1					
<u>Ave of Game 1</u>			<u>Ave of Game 2</u>			<u>Ave of Game 3</u>			
164.21			171.36			172.64			

High game of **234** on week **1** High series of **558** on week **5** High average of **182.67** after bowling week **1**
 Low game of **133** on week **14** Low series of **463** on week **10** Low average of **168.51** after bowling week **15**

High Scores by Game

Game #1: **187** on week **2** Game #2: **226** on week **5** Game #3: **234** on week **1**



Note: This report includes information through January 9 which is Week 16 of 32

Larry Formalejo's Bowling Record - Team 22: Triple Dip

Week No.	Bowling Date	Old Ave	Old HDCP	Series			Total	HDCP Total	Pins	Gms	---Average Change---			High Game	High Sers	HDCP Game	HDCP Sers		
				-1-	-2-	-3-					New	Old	---> +/-						
1	09/05/17	bk191	0				0	0	0	0	-	0.00	=	0.00	0	0			
2	09/12/17	bk191	26	149	169	197	515	593	515	3	171.67	-	0.00	=	171.67	197	515	223	593
3	09/19/17	bk191	26	236	244	177	657	735	1172	6	195.33	-	171.67	=	23.67	244	657	270	735
4	09/26/17	bk191	26	245	197	192	634	712	1806	9	200.67	-	195.33	=	5.33	245	657	271	735
5	10/03/17	200	18	190	219	189	598	652	2404	12	200.33	-	200.67	=	-0.33	245	657	271	735
6	10/10/17	200	18	186	180	169	535	589	2939	15	195.93	-	200.33	=	-4.40	245	657	271	735
7	10/17/17	195	0				0	0	2939	15	195.93	-	195.93	=	0.00	245	657	271	735
8	10/31/17	195	22	211	217	213	641	707	3580	18	198.89	-	195.93	=	2.96	245	657	271	735
9	11/07/17	198	19	180	189	187	556	613	4136	21	196.95	-	198.89	=	-1.94	245	657	271	735
10	11/14/17	196	21	225	184	193	602	665	4738	24	197.42	-	196.95	=	0.46	245	657	271	735
11	11/21/17	197	20	171	205	224	600	660	5338	27	197.70	-	197.42	=	0.29	245	657	271	735
12	11/28/17	197	20	204	176	246	626	686	5964	30	198.80	-	197.70	=	1.10	246	657	271	735
13	12/05/17	198	19	171	245	225	641	698	6605	33	200.15	-	198.80	=	1.35	246	657	271	735
14	12/12/17	200	18	205	187	188	580	634	7185	36	199.58	-	200.15	=	-0.57	246	657	271	735
15	12/19/17	199	18	a199	a199	a199	597	651	7185	36	199.58	-	199.58	=	0.00	246	657	271	735
16	01/09/18	199	18	224	232	195	651	705	7836	39	200.92	-	199.58	=	1.34	246	657	271	735

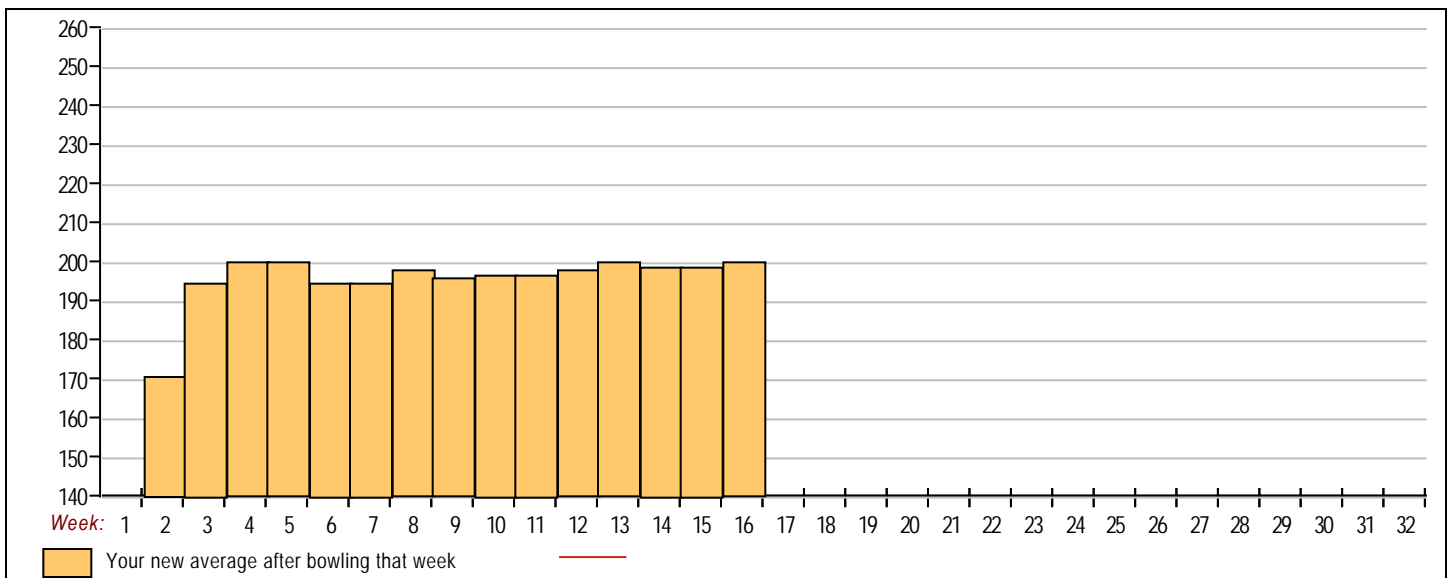
End of 1st part

<u><100</u>	<u>100's</u>	<u>125's</u>	<u>150's</u>	<u>175's</u>	<u>200's</u>	<u>225's</u>	<u>250's</u>	<u>275's</u>	<u>300's</u>
		1	4	17	9	8			
<u><400</u>	<u>400's</u>	<u>450's</u>	<u>500's</u>	<u>550's</u>	<u>600's</u>	<u>650's</u>	<u>700's</u>	<u>750's</u>	<u>800's</u>
			2	3	6	2			
			<u>Ave of Game 1</u>	<u>Ave of Game 2</u>	<u>Ave of Game 3</u>				
			199.77	203.38	199.62				

High game of **246** on week **12** High series of **657** on week **3** High average of **200.92** after bowling week **16**
 Low game of **149** on week **2** Low series of **515** on week **2** Low average of **171.67** after bowling week **2**

High Scores by Game

Game #1: **245** on week **4** Game #2: **245** on week **13** Game #3: **246** on week **12**



Note: This report includes information through January 9 which is Week 16 of 32

Lydia Hoo's Bowling Record - Team 22: Triple Dip

Week No.	Bowling Date	Old Ave	Old HDCP	Series			Total	HDCP Total	Pins	Gms	---Average Change---			High Game	High Sers	HDCP Game	HDCP Sers		
				-1-	-2-	-3-					New	Old	---> +/-						
1	09/05/17	bk155	0				0	0	0	0	-	0.00	=	0.00	0	0			
2	09/12/17	bk155	0				0	0	0	0	-	0.00	=	0.00	0	0			
3	09/19/17	bk155	58	134	167	167	468	642	468	3	156.00	-	0.00	=	156.00	167	468	225	642
4	09/26/17	bk155	58	a155	a155	a155	465	639	468	3	156.00	-	156.00	=	0.00	167	468	225	642
5	10/03/17	bk155	58	185	108	158	451	625	919	6	153.17	-	156.00	=	-2.83	185	468	243	642
6	10/10/17	bk155	58	a155	a155	a155	465	639	919	6	153.17	-	153.17	=	0.00	185	468	243	642
7	10/17/17	bk155	58	90	122	107	319	493	1238	9	137.56	-	153.17	=	-15.61	185	468	243	642
8	10/31/17	145	67	153	132	108	393	594	1631	12	135.92	-	137.56	=	-1.64	185	468	243	642
9	11/07/17	145	0				0	0	1631	12	135.92	-	135.92	=	0.00	185	468	243	642
10	11/14/17	145	0				0	0	1631	12	135.92	-	135.92	=	0.00	185	468	243	642
11	11/21/17	145	0				0	0	1631	12	135.92	-	135.92	=	0.00	185	468	243	642
12	11/28/17	145	0				0	0	1631	12	135.92	-	135.92	=	0.00	185	468	243	642
13	12/05/17	145	0				0	0	1631	12	135.92	-	135.92	=	0.00	185	468	243	642
14	12/12/17	145	0				0	0	1631	12	135.92	-	135.92	=	0.00	185	468	243	642
15	12/19/17	145	0				0	0	1631	12	135.92	-	135.92	=	0.00	185	468	243	642
16	01/09/18	145	67				0	0	1631	12	135.92	-	135.92	=	0.00	185	468	243	642

End of 1st part



<u><100</u>	<u>100's</u>	<u>125's</u>	<u>150's</u>	<u>175's</u>	<u>200's</u>	<u>225's</u>	<u>250's</u>	<u>275's</u>	<u>300's</u>
1	4	2	4	1					
<u><400</u>	<u>400's</u>	<u>450's</u>	<u>500's</u>	<u>550's</u>	<u>600's</u>	<u>650's</u>	<u>700's</u>	<u>750's</u>	<u>800's</u>
2		2							

<u>Ave of Game 1</u>	<u>Ave of Game 2</u>	<u>Ave of Game 3</u>
140.50	132.25	135.00

High game of **185** on week **5** High series of **468** on week **3** High average of **156.00** after bowling week **3**
 Low game of **90** on week **7** Low series of **319** on week **7** Low average of **135.92** after bowling week **8**

High Scores by Game

Game #1: **185** on week **5** Game #2: **167** on week **3** Game #3: **167** on week **3**

