

Note: This report includes information through January 9 which is Week 16 of 32

Ryan Keme's Bowling Record - Team 25: Fraternity of Bowlers

Week No.	Bowling Date	Old Ave	Old HDCP	-1-	-2-	-3-	Total	HDCP		---Average Change---			High Game	High Sers	HDCP Game	HDCP Sers			
								Total	Pins	Gms	New - Old	--->					+/-		
1	09/05/17	bk134	0				0	0	0	0	-	0.00	=	0.00	0	0			
2	09/12/17	bk134	77	139	183	151	473	704	473	3	157.67	-	0.00	=	157.67	183	473	260	704
3	09/19/17	bk134	0				0	0	473	3	157.67	-	157.67	=	0.00	183	473	260	704
4	09/26/17	bk134	77	166	110	128	404	635	877	6	146.17	-	157.67	=	-11.50	183	473	260	704
5	10/03/17	bk134	0				0	0	877	6	146.17	-	146.17	=	0.00	183	473	260	704
6	10/10/17	bk134	0				0	0	877	6	146.17	-	146.17	=	0.00	183	473	260	704
7	10/17/17	bk134	77	117	149	187	453	684	1330	9	147.78	-	146.17	=	1.61	187	473	264	704
8	10/31/17	147	65	160	191	128	479	674	1809	12	150.75	-	147.78	=	2.97	191	479	264	704
9	11/07/17	150	0				0	0	1809	12	150.75	-	150.75	=	0.00	191	479	264	704
10	11/14/17	150	0				0	0	1809	12	150.75	-	150.75	=	0.00	191	479	264	704
11	11/21/17	150	63	a150	a150	a150	450	639	1809	12	150.75	-	150.75	=	0.00	191	479	264	704
12	11/28/17	150	0				0	0	1809	12	150.75	-	150.75	=	0.00	191	479	264	704
13	12/05/17	150	0				0	0	1809	12	150.75	-	150.75	=	0.00	191	479	264	704
14	12/12/17	150	0				0	0	1809	12	150.75	-	150.75	=	0.00	191	479	264	704
15	12/19/17	150	0				0	0	1809	12	150.75	-	150.75	=	0.00	191	479	264	704
16	01/09/18	150	63	144	233	129	506	695	2315	15	154.33	-	150.75	=	3.58	233	506	296	704

End of 1st part



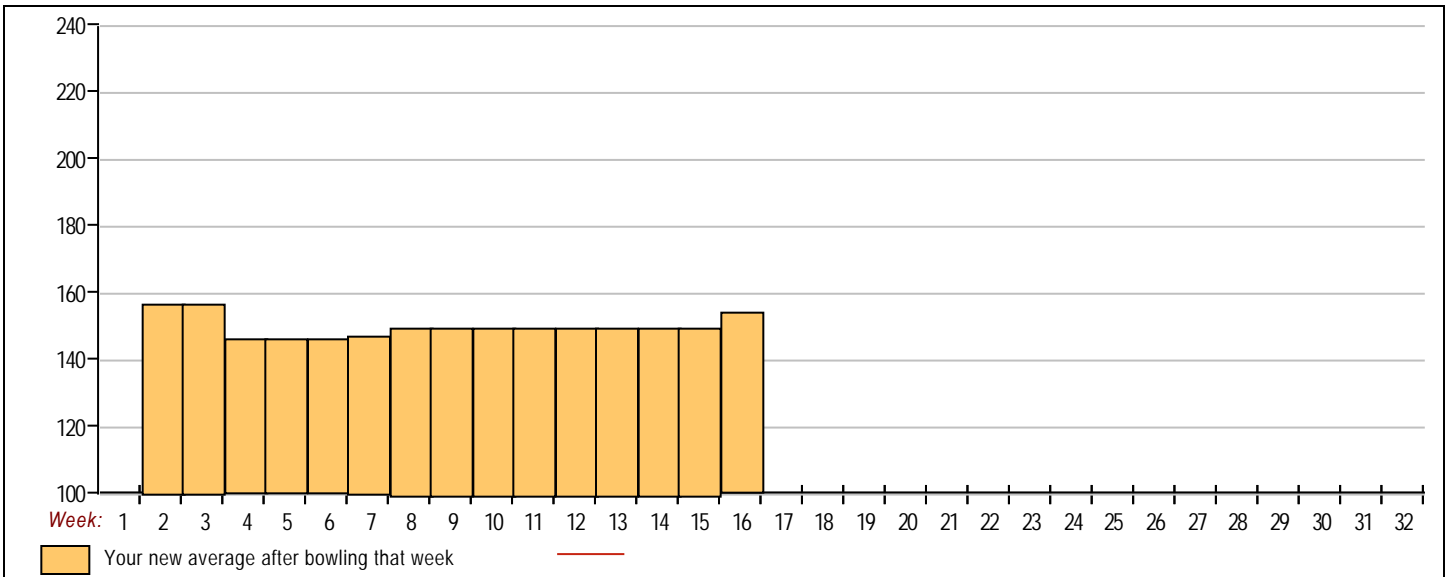
<u><100</u>	<u>100's</u>	<u>125's</u>	<u>150's</u>	<u>175's</u>	<u>200's</u>	<u>225's</u>	<u>250's</u>	<u>275's</u>	<u>300's</u>
	2	6	3	3		1			
<u><400</u>	<u>400's</u>	<u>450's</u>	<u>500's</u>	<u>550's</u>	<u>600's</u>	<u>650's</u>	<u>700's</u>	<u>750's</u>	<u>800's</u>
	1	3	1						

<u>Ave of Game 1</u>	<u>Ave of Game 2</u>	<u>Ave of Game 3</u>
145.20	173.20	144.60

High game of **233** on week **16** High series of **506** on week **16** High average of **157.67** after bowling week **2**
 Low game of **110** on week **4** Low series of **404** on week **4** Low average of **146.17** after bowling week **4**

High Scores by Game

Game #1: **166** on week **4** Game #2: **233** on week **16** Game #3: **187** on week **7**



Note: This report includes information through January 9 which is Week 16 of 32

Edmond Lea's Bowling Record - Team 25: Fraternity of Bowlers

Week No.	Bowling Date	Old Ave	Old HDCP	-			Total	HDCP Total	Pins	Gms	---Average Change---			High Game	High Sers	HDCP Game	HDCP Sers
				-1-	-2-	-3-					New - Old	---> +/-					
1	09/05/17	bk156	57	155	144	168	467	638	467	3	155.67	- 0.00	= 155.67	168	467	225	638
2	09/12/17	bk156	0				0	0	467	3	155.67	- 155.67	= 0.00	168	467	225	638
3	09/19/17	bk156	57	198	176	191	565	736	1032	6	172.00	- 155.67	= 16.33	198	565	255	736
4	09/26/17	bk156	57	164	121	109	394	565	1426	9	158.44	- 172.00	= -13.56	198	565	255	736
5	10/03/17	158	55	134	148	142	424	589	1850	12	154.17	- 158.44	= -4.28	198	565	255	736
6	10/10/17	154	59	159	139	131	429	606	2279	15	151.93	- 154.17	= -2.23	198	565	255	736
7	10/17/17	151	62	152	140	172	464	650	2743	18	152.39	- 151.93	= 0.46	198	565	255	736
8	10/31/17	152	61	137	176	128	441	624	3184	21	151.62	- 152.39	= -0.77	198	565	255	736
9	11/07/17	151	0				0	0	3184	21	151.62	- 151.62	= 0.00	198	565	255	736
10	11/14/17	151	0				0	0	3184	21	151.62	- 151.62	= 0.00	198	565	255	736
11	11/21/17	151	0				0	0	3184	21	151.62	- 151.62	= 0.00	198	565	255	736
12	11/28/17	151	62	a151	a151	a151	453	639	3184	21	151.62	- 151.62	= 0.00	198	565	255	736
13	12/05/17	151	62	124	148	158	430	616	3614	24	150.58	- 151.62	= -1.04	198	565	255	736
14	12/12/17	150	63	124	139	154	417	606	4031	27	149.30	- 150.58	= -1.29	198	565	255	736
15	12/19/17	149	63	147	157	150	454	643	4485	30	149.50	- 149.30	= 0.20	198	565	255	736
16	01/09/18	149	63	132	174	165	471	660	4956	33	150.18	- 149.50	= 0.68	198	565	255	736

End of 1st part



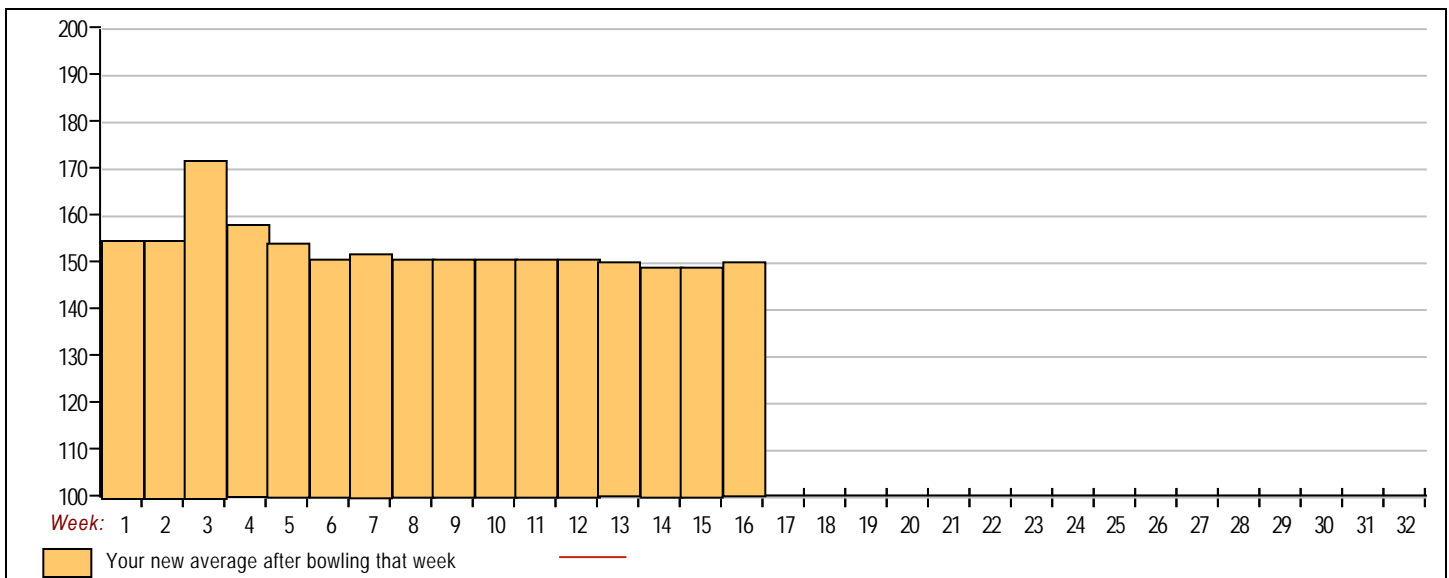
<u><100</u>	<u>100's</u>	<u>125's</u>	<u>150's</u>	<u>175's</u>	<u>200's</u>	<u>225's</u>	<u>250's</u>	<u>275's</u>	<u>300's</u>
	4	13	12	4					
<u><400</u>	<u>400's</u>	<u>450's</u>	<u>500's</u>	<u>550's</u>	<u>600's</u>	<u>650's</u>	<u>700's</u>	<u>750's</u>	<u>800's</u>
1	5	4		1					

<u>Ave of Game 1</u>	<u>Ave of Game 2</u>	<u>Ave of Game 3</u>
147.82	151.09	151.64

High game of **198** on week **3** High series of **565** on week **3** High average of **172.00** after bowling week **3**
 Low game of **109** on week **4** Low series of **394** on week **4** Low average of **149.30** after bowling week **14**

High Scores by Game

Game #1: **198** on week **3** Game #2: **176** on week **3** Game #3: **191** on week **3**



Note: This report includes information through January 9 which is Week 16 of 32

Tuan Le's Bowling Record - Team 25: Fraternity of Bowlers

Week No.	Bowling Date	Old Ave	Old HDCP	Score			Total	HDCP Total	Pins	Gms	---Average Change---			High Game	High Sers	HDCP Game	HDCP Sers		
				-1-	-2-	-3-					New	Old	---> +/-						
1	09/05/17	bk174	41	160	141	236	537	660	537	3	179.00	-	0.00	=	179.00	236	537	277	660
2	09/12/17	bk174	41	141	215	165	521	644	1058	6	176.33	-	179.00	=	-2.67	236	537	277	660
3	09/19/17	bk174	41	160	215	190	565	688	1623	9	180.33	-	176.33	=	4.00	236	565	277	688
4	09/26/17	180	36	190	215	135	540	648	2163	12	180.25	-	180.33	=	-0.08	236	565	277	688
5	10/03/17	180	36	175	209	175	559	667	2722	15	181.47	-	180.25	=	1.22	236	565	277	688
6	10/10/17	181	35	185	182	156	523	628	3245	18	180.28	-	181.47	=	-1.19	236	565	277	688
7	10/17/17	180	36	188	188	164	540	648	3785	21	180.24	-	180.28	=	-0.04	236	565	277	688
8	10/31/17	180	0				0	0	3785	21	180.24	-	180.24	=	0.00	236	565	277	688
9	11/07/17	180	36	167	142	183	492	600	4277	24	178.21	-	180.24	=	-2.03	236	565	277	688
10	11/14/17	178	37	222	190	164	576	687	4853	27	179.74	-	178.21	=	1.53	236	576	277	688
11	11/21/17	179	36	130	177	201	508	616	5361	30	178.70	-	179.74	=	-1.04	236	576	277	688
12	11/28/17	178	37	146	155	216	517	628	5878	33	178.12	-	178.70	=	-0.58	236	576	277	688
13	12/05/17	178	37	125	178	146	449	560	6327	36	175.75	-	178.12	=	-2.37	236	576	277	688
14	12/12/17	175	40	190	199	156	545	665	6872	39	176.21	-	175.75	=	0.46	236	576	277	688
15	12/19/17	176	39	234	151	173	558	675	7430	42	176.90	-	176.21	=	0.70	236	576	277	688
16	01/09/18	176	39	160	195	187	542	659	7972	45	177.16	-	176.90	=	0.25	236	576	277	688

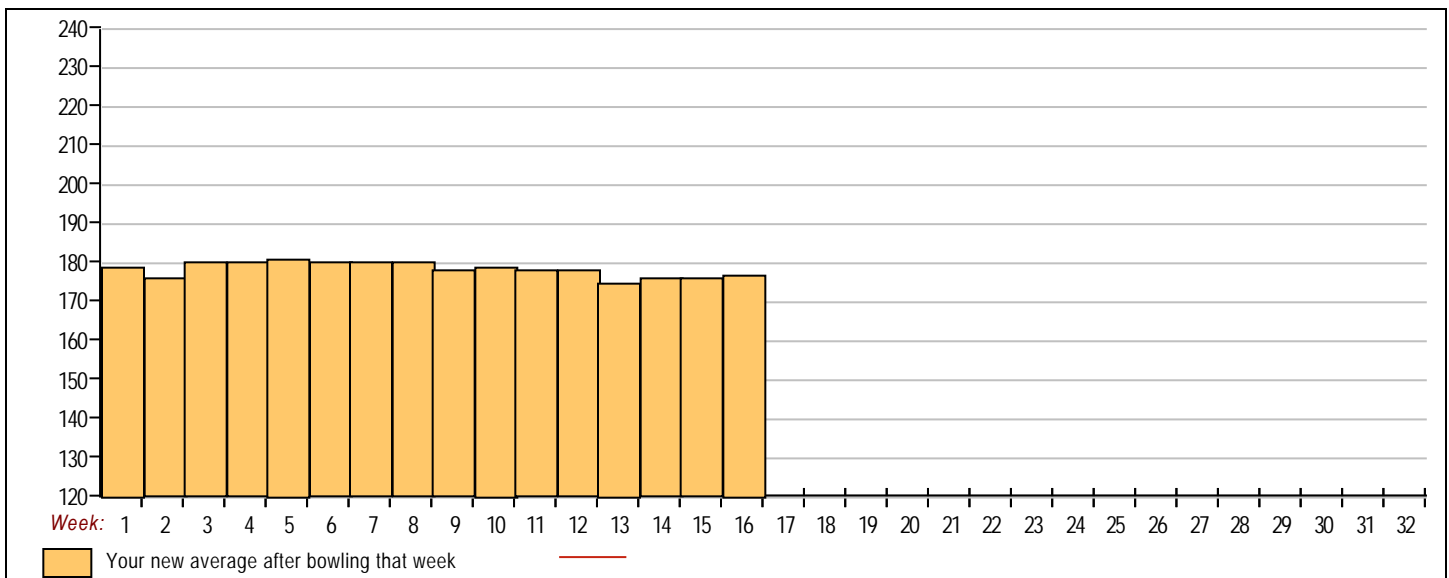
End of 1st part

<u><100</u>	<u>100's</u>	<u>125's</u>	<u>150's</u>	<u>175's</u>	<u>200's</u>	<u>225's</u>	<u>250's</u>	<u>275's</u>	<u>300's</u>	
		8	12	16	7	2				
<u><400</u>	<u>400's</u>	<u>450's</u>	<u>500's</u>	<u>550's</u>	<u>600's</u>	<u>650's</u>	<u>700's</u>	<u>750's</u>	<u>800's</u>	
	1	1	9	4						
		<u>Ave of Game 1</u>			<u>Ave of Game 2</u>			<u>Ave of Game 3</u>		
		171.53			183.47			176.47		

High game of 236 on week 1 High series of 576 on week 10 High average of 181.47 after bowling week 5
 Low game of 125 on week 13 Low series of 449 on week 13 Low average of 175.75 after bowling week 13

High Scores by Game

Game #1: 234 on week 15 Game #2: 215 on week 2 Game #3: 236 on week 1



Note: This report includes information through January 9 which is Week 16 of 32

Son Dinh's Bowling Record - Team 25: Fraternity of Bowlers

Week No.	Bowling Date	Old Ave	Old HDCP	HDCP				HDCP Total	Pins	Gms	---Average Change---			High Game	High Sers	HDCP Game	HDCP Sers
				-1-	-2-	-3-	Total				New - Old	---> +/-					
1	09/05/17	bk161	53	164	180	142	486	645	486	3	162.00	- 0.00	= 162.00	180	486	233	645
2	09/12/17	bk161	0				0	0	486	3	162.00	- 162.00	= 0.00	180	486	233	645
3	09/19/17	bk161	53	171	175	173	519	678	1005	6	167.50	- 162.00	= 5.50	180	519	233	678
4	09/26/17	bk161	0				0	0	1005	6	167.50	- 167.50	= 0.00	180	519	233	678
5	10/03/17	bk161	0				0	0	1005	6	167.50	- 167.50	= 0.00	180	519	233	678
6	10/10/17	bk161	0				0	0	1005	6	167.50	- 167.50	= 0.00	180	519	233	678
7	10/17/17	bk161	0				0	0	1005	6	167.50	- 167.50	= 0.00	180	519	233	678
8	10/31/17	bk161	53	134	172	164	470	629	1475	9	163.89	- 167.50	= -3.61	180	519	233	678
9	11/07/17	163	51	190	193	167	550	703	2025	12	168.75	- 163.89	= 4.86	193	550	244	703
10	11/14/17	168	46	180	185	201	566	704	2591	15	172.73	- 168.75	= 3.98	201	566	247	704
11	11/21/17	172	43	179	175	164	518	647	3109	18	172.72	- 172.73	= -0.01	201	566	247	704
12	11/28/17	172	43	133	171	181	485	614	3594	21	171.14	- 172.72	= -1.58	201	566	247	704
13	12/05/17	171	44	180	175	157	512	644	4106	24	171.08	- 171.14	= -0.06	201	566	247	704
14	12/12/17	171	44	174	145	192	511	643	4617	27	171.00	- 171.08	= -0.08	201	566	247	704
15	12/19/17	171	44	175	166	163	504	636	5121	30	170.70	- 171.00	= -0.30	201	566	247	704
16	01/09/18	170	45				0	0	5121	30	170.70	- 170.70	= 0.00	201	566	247	704

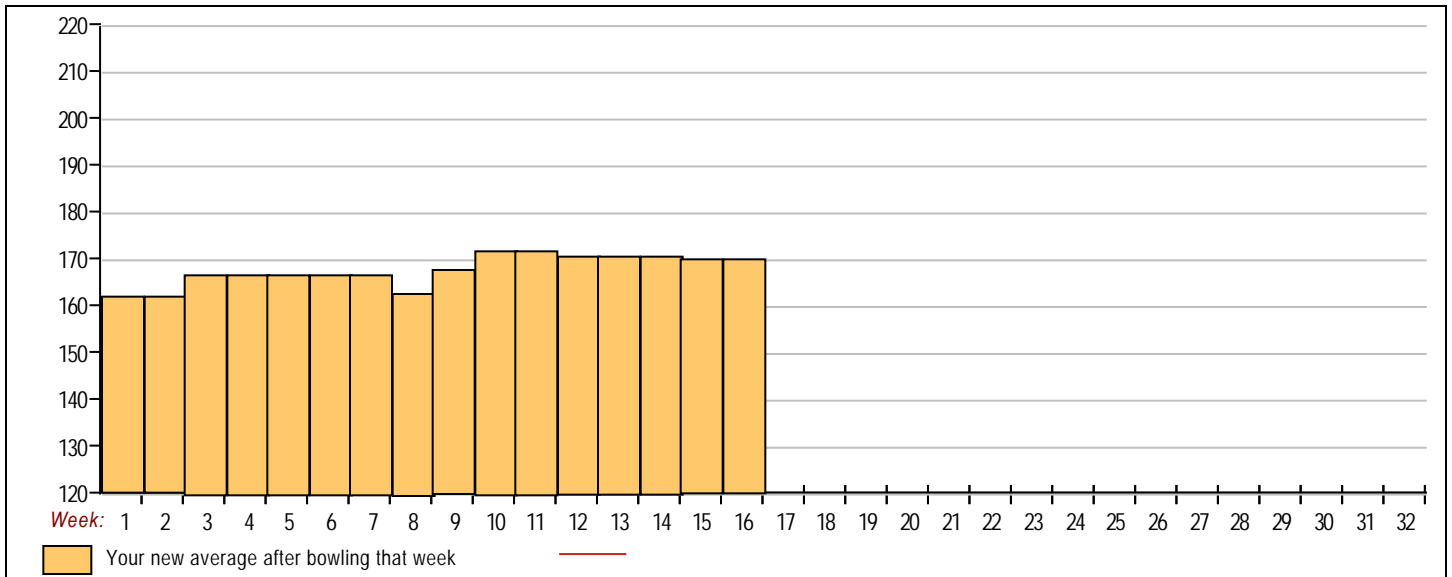
End of 1st part

<u><100</u>	<u>100's</u>	<u>125's</u>	<u>150's</u>	<u>175's</u>	<u>200's</u>	<u>225's</u>	<u>250's</u>	<u>275's</u>	<u>300's</u>
		4	12	13	1				
<u><400</u>	<u>400's</u>	<u>450's</u>	<u>500's</u>	<u>550's</u>	<u>600's</u>	<u>650's</u>	<u>700's</u>	<u>750's</u>	<u>800's</u>
		3	5	2					
<u>Ave of Game 1</u>			<u>Ave of Game 2</u>			<u>Ave of Game 3</u>			
168.00			173.70			170.40			

High game of 201 on week 10 High series of 566 on week 10 High average of 172.73 after bowling week 10
 Low game of 133 on week 12 Low series of 470 on week 8 Low average of 162.00 after bowling week 1

High Scores by Game

Game #1: 190 on week 9 Game #2: 193 on week 9 Game #3: 201 on week 10



Note: This report includes information through January 9 which is Week 16 of 32

Thomas Woo's Bowling Record - Team 25: Fraternity of Bowlers

Week No.	Bowling Date	Old Ave	Old HDCP	-			Total	HDCP Total	Pins	Gms	---Average Change---			High Game	High Sers	HDCP Game	HDCP Sers		
				-1-	-2-	-3-					New - Old	---> +/-							
1	09/05/17	bk174	0				0	0	0	0	-	0.00	=	0.00	0	0			
2	09/12/17	bk174	41	147	185	204	536	659	536	3	178.67	-	0.00	=	178.67	204	536	245	659
3	09/19/17	bk174	0				0	0	536	3	178.67	-	178.67	=	0.00	204	536	245	659
4	09/26/17	bk174	0				0	0	536	3	178.67	-	178.67	=	0.00	204	536	245	659
5	10/03/17	bk174	41	139	190	193	522	645	1058	6	176.33	-	178.67	=	-2.33	204	536	245	659
6	10/10/17	bk174	41	204	220	209	633	756	1691	9	187.89	-	176.33	=	11.56	220	633	261	756
7	10/17/17	187	0				0	0	1691	9	187.89	-	187.89	=	0.00	220	633	261	756
8	10/31/17	187	0				0	0	1691	9	187.89	-	187.89	=	0.00	220	633	261	756
9	11/07/17	187	29	194	152	162	508	595	2199	12	183.25	-	187.89	=	-4.64	220	633	261	756
10	11/14/17	183	33	201	143	182	526	625	2725	15	181.67	-	183.25	=	-1.58	220	633	261	756
11	11/21/17	181	0				0	0	2725	15	181.67	-	181.67	=	0.00	220	633	261	756
12	11/28/17	181	0				0	0	2725	15	181.67	-	181.67	=	0.00	220	633	261	756
13	12/05/17	181	0				0	0	2725	15	181.67	-	181.67	=	0.00	220	633	261	756
14	12/12/17	181	0				0	0	2725	15	181.67	-	181.67	=	0.00	220	633	261	756
15	12/19/17	181	0				0	0	2725	15	181.67	-	181.67	=	0.00	220	633	261	756
16	01/09/18	181	35				0	0	2725	15	181.67	-	181.67	=	0.00	220	633	261	756

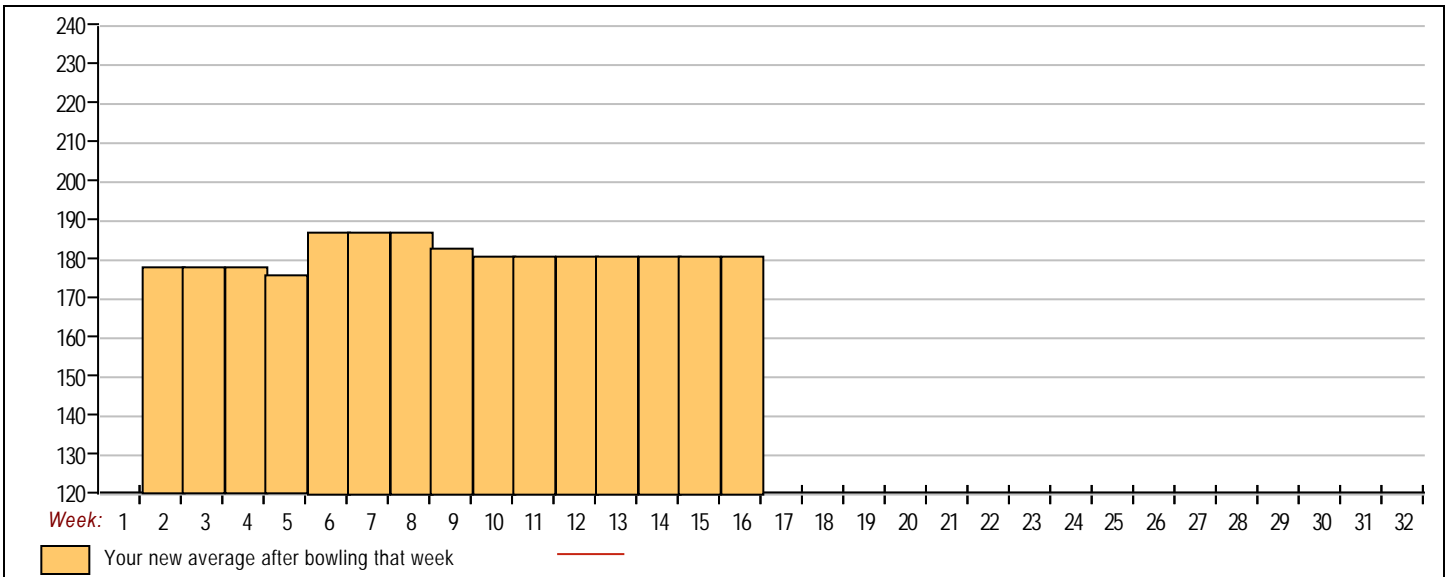
End of 1st part

<u><100</u>	<u>100's</u>	<u>125's</u>	<u>150's</u>	<u>175's</u>	<u>200's</u>	<u>225's</u>	<u>250's</u>	<u>275's</u>	<u>300's</u>
		3	2	5	5				
<u><400</u>	<u>400's</u>	<u>450's</u>	<u>500's</u>	<u>550's</u>	<u>600's</u>	<u>650's</u>	<u>700's</u>	<u>750's</u>	<u>800's</u>
			4		1				
			<u>Ave of Game 1</u>	<u>Ave of Game 2</u>	<u>Ave of Game 3</u>				
			177.00	178.00	190.00				

High game of **220** on week **6** High series of **633** on week **6** High average of **187.89** after bowling week **6**
 Low game of **139** on week **5** Low series of **508** on week **9** Low average of **176.33** after bowling week **5**

High Scores by Game

Game #1: **204** on week **6** Game #2: **220** on week **6** Game #3: **209** on week **6**



Note: This report includes information through January 9 which is Week 16 of 32

Gordon Tam's Bowling Record - Team 25: Fraternity of Bowlers

Week No.	Bowling Date	Old Ave	Old HDCP	-1-	-2-	-3-	HDCP		Pins	Gms	---Average Change---			High Game	High Sers	HDCP Game	HDCP Sers	
							Total	Total			New - Old	--->	+/-					
1	09/05/17	bk153	0				0	0	0	0	-	0.00	=	0.00	0	0		
2	09/12/17	bk153	0				0	0	0	0	-	0.00	=	0.00	0	0		
3	09/19/17	bk153	0				0	0	0	0	-	0.00	=	0.00	0	0		
4	09/26/17	bk153	0				0	0	0	0	-	0.00	=	0.00	0	0		
5	10/03/17	bk153	0				0	0	0	0	-	0.00	=	0.00	0	0		
6	10/10/17	bk153	0				0	0	0	0	-	0.00	=	0.00	0	0		
7	10/17/17	bk153	0				0	0	0	0	-	0.00	=	0.00	0	0		
8	10/31/17	bk153	0				0	0	0	0	-	0.00	=	0.00	0	0		
9	11/07/17	bk153	0				0	0	0	0	-	0.00	=	0.00	0	0		
10	11/14/17	bk153	0				0	0	0	0	-	0.00	=	0.00	0	0		
11	11/21/17	bk153	0				0	0	0	0	-	0.00	=	0.00	0	0		
12	11/28/17	bk153	0				0	0	0	0	-	0.00	=	0.00	0	0		
13	12/05/17	bk153	0				0	0	0	0	-	0.00	=	0.00	0	0		
14	12/12/17	bk153	0				0	0	0	0	-	0.00	=	0.00	0	0		
15	12/19/17	bk153	0				0	0	0	0	-	0.00	=	0.00	0	0		
16	01/09/18	bk153	60				0	0	0	0	-	0.00	=	0.00	0	0		

End of 1st part



- <100
- 100's
- 125's
- 150's
- 175's
- 200's
- 225's
- 250's
- 275's
- 300's
- <400
- 400's
- 450's
- 500's
- 550's
- 600's
- 650's
- 700's
- 750's
- 800's

Ave of Game 1 Ave of Game 2 Ave of Game 3

High game of 0 on week 0 High series of 0 on week 0 High average of 0.00 after bowling week 16
 Low game of 0 on week 0 Low series of 0 on week 0 Low average of 0.00 after bowling week 16

High Scores by Game

Game #1: 0 on week 0 Game #2: 0 on week 0 Game #3: 0 on week 0

