

Note: This report includes information through January 9 which is Week 16 of 32

Russell Wong's Bowling Record - Team 27: Team 27

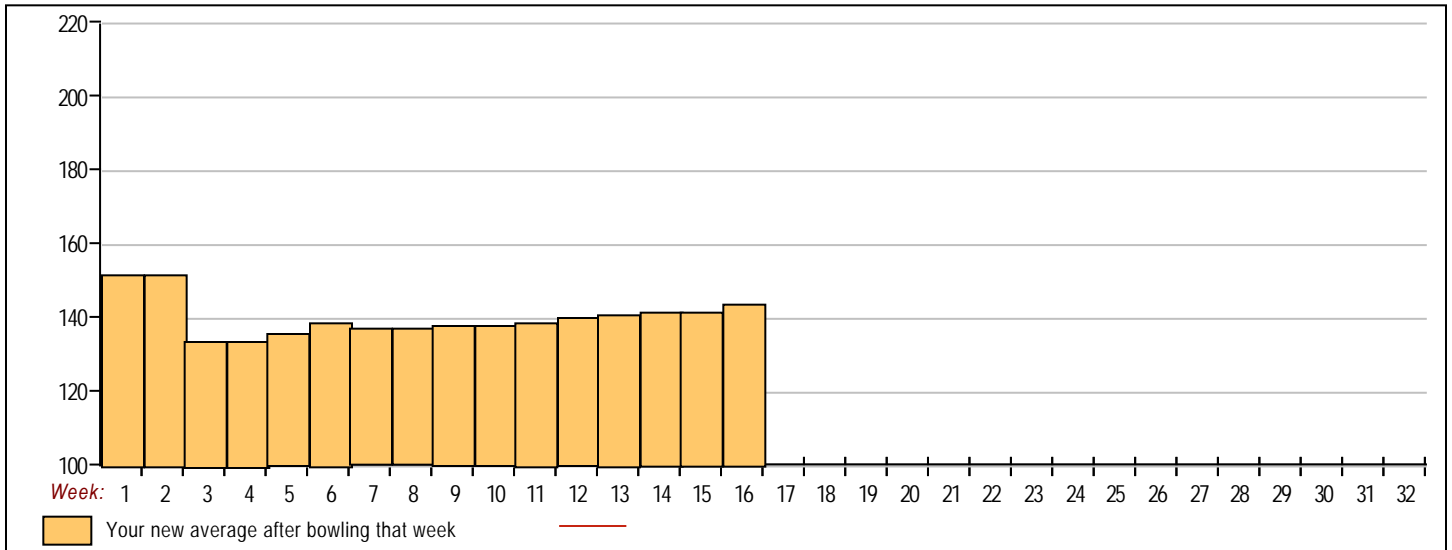
Week No.	Bowling Date	Old Ave	Old HDCP	-			Total	HDCP Total	Pins	Gms	---Average Change---			High Game	High Sers	HDCP Game	HDCP Sers		
				-1-	-2-	-3-					New	Old	---> +/-						
1	09/05/17	bk132	79	218	117	123	458	695	458	3	152.67	-	0.00	=	152.67	218	458	297	695
----- Week 2 was bowled after week 3 -----																			
2	09/12/17	bk132	79	133	111	119	363	600	458	3	152.67	-	0.00	=	152.67	218	458	297	695
Scores were bowled after week 3 for weeks: 2																			
3	09/19/17	bk132	79	136	145	112	393	630	1214	9	134.89	-	152.67	=	-17.78	218	458	297	695
4	09/26/17	134	0				0	0	1214	9	134.89	-	134.89	=	0.00	218	458	297	695
5	10/03/17	134	77	126	140	157	423	654	1637	12	136.42	-	134.89	=	1.53	218	458	297	695
6	10/10/17	136	75	170	141	146	457	682	2094	15	139.60	-	136.42	=	3.18	218	458	297	695
7	10/17/17	139	72	121	129	132	382	598	2476	18	137.56	-	139.60	=	-2.04	218	458	297	695
8	10/31/17	137	74	114	173	132	419	641	2895	21	137.86	-	137.56	=	0.30	218	458	297	695
9	11/07/17	137	74	132	151	157	440	662	3335	24	138.96	-	137.86	=	1.10	218	458	297	695
----- Week 10 was bowled after week 11 -----																			
10	11/14/17	138	73	151	146	161	458	677	3335	24	138.96	-	0.00	=	138.96	218	458	297	695
Scores were bowled after week 11 for weeks: 10																			
11	11/21/17	138	73	132	133	128	393	612	4186	30	139.53	-	138.96	=	0.58	218	458	297	695
12	11/28/17	139	72	133	170	162	465	681	4651	33	140.94	-	139.53	=	1.41	218	465	297	695
13	12/05/17	140	72	158	138	149	445	661	5096	36	141.56	-	140.94	=	0.62	218	465	297	695
14	12/12/17	141	71	117	173	153	443	656	5539	39	142.03	-	141.56	=	0.47	218	465	297	695
15	12/19/17	142	70	153	145	161	459	669	5998	42	142.81	-	142.03	=	0.78	218	465	297	695
16	01/09/18	142	70	168	167	151	486	696	6484	45	144.09	-	142.81	=	1.28	218	486	297	696

End of 1st part

<u><100</u>	<u>100's</u>	<u>125's</u>	<u>150's</u>	<u>175's</u>	<u>200's</u>	<u>225's</u>	<u>250's</u>	<u>275's</u>	<u>300's</u>
	8	19	17		1				
<u><400</u>	<u>400's</u>	<u>450's</u>	<u>500's</u>	<u>550's</u>	<u>600's</u>	<u>650's</u>	<u>700's</u>	<u>750's</u>	<u>800's</u>
4	5	6							
<u>Ave of Game 1</u>			<u>Ave of Game 2</u>			<u>Ave of Game 3</u>			
144.13			145.27			142.87			

High game of **218** on week **1** High series of **486** on week **16** High average of **152.67** after bowling week **1**
 Low game of **111** on week **2** Low series of **363** on week **2** Low average of **134.89** after bowling week **3**

High Scores by Game
 Game #1: **218** on week **1** Game #2: **173** on week **8** Game #3: **162** on week **12**



Note: This report includes information through January 9 which is Week 16 of 32

April Kim's Bowling Record - Team 27: Team 27

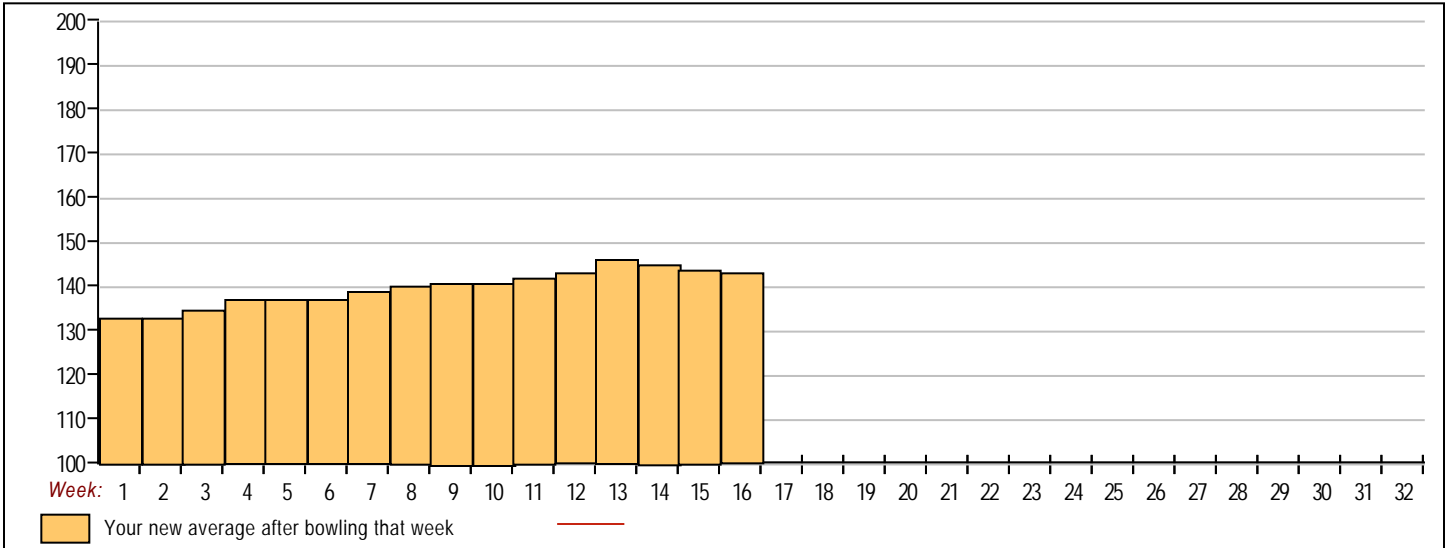
Week No.	Bowling Date	Old Ave	Old HDCP	-1- -2- -3-			Total	HDCP Total	Pins	Gms	---Average Change---			High Game	High Sers	HDCP Game	HDCP Sers
											New - Old	--->	+/-				
1	09/05/17	bk142	70	137	127	135	399	609	399	3	133.00	- 0.00	= 133.00	137	399	207	609
----- Week 2 was bowled after week 3 -----																	
2	09/12/17	bk142	70	125	107	121	353	563	399	3	133.00	- 0.00	= 133.00	137	399	207	609
Scores were bowled after week 3 for weeks: 2																	
3	09/19/17	bk142	70	147	149	168	464	674	1216	9	135.11	- 133.00	= 2.11	168	464	238	674
4	09/26/17	135	76	109	160	162	431	659	1647	12	137.25	- 135.11	= 2.14	168	464	238	674
5	10/03/17	137	74	160	132	119	411	633	2058	15	137.20	- 137.25	= -0.05	168	464	238	674
6	10/10/17	137	74	114	158	148	420	642	2478	18	137.67	- 137.20	= 0.47	168	464	238	674
7	10/17/17	137	74	170	127	155	452	674	2930	21	139.52	- 137.67	= 1.86	170	464	244	674
8	10/31/17	139	72	158	152	141	451	667	3381	24	140.88	- 139.52	= 1.35	170	464	244	674
9	11/07/17	140	72	160	148	118	426	642	3807	27	141.00	- 140.88	= 0.13	170	464	244	674
----- Week 10 was bowled after week 11 -----																	
10	11/14/17	141	71	136	158	154	448	661	3807	27	141.00	- 0.00	= 141.00	170	464	244	674
Scores were bowled after week 11 for weeks: 10																	
11	11/21/17	141	71	121	132	178	431	644	4686	33	142.00	- 141.00	= 1.00	178	464	249	674
12	11/28/17	142	70	149	157	169	475	685	5161	36	143.36	- 142.00	= 1.36	178	475	249	685
13	12/05/17	143	69	197	179	163	539	746	5700	39	146.15	- 143.36	= 2.79	197	539	266	746
14	12/12/17	146	66	135	150	106	391	589	6091	42	145.02	- 146.15	= -1.13	197	539	266	746
15	12/19/17	145	67	152	115	136	403	604	6494	45	144.31	- 145.02	= -0.71	197	539	266	746
16	01/09/18	144	68	130	145	119	394	598	6888	48	143.50	- 144.31	= -0.81	197	539	266	746

End of 1st part

<u><100</u>	<u>100's</u>	<u>125's</u>	<u>150's</u>	<u>175's</u>	<u>200's</u>	<u>225's</u>	<u>250's</u>	<u>275's</u>	<u>300's</u>
	10	18	17	3					
<u><400</u>	<u>400's</u>	<u>450's</u>	<u>500's</u>	<u>550's</u>	<u>600's</u>	<u>650's</u>	<u>700's</u>	<u>750's</u>	<u>800's</u>
4	7	4	1						
<u>Ave of Game 1</u>			<u>Ave of Game 2</u>			<u>Ave of Game 3</u>			
143.75			143.50			143.25			

High game of **197** on week **13** High series of **539** on week **13** High average of **146.15** after bowling week **13**
 Low game of **106** on week **14** Low series of **353** on week **2** Low average of **133.00** after bowling week **1**

High Scores by Game
 Game #1: **197** on week **13** Game #2: **179** on week **13** Game #3: **178** on week **11**



Note: This report includes information through January 9 which is Week 16 of 32

Jonathan Kwok's Bowling Record - Team 27: Team 27

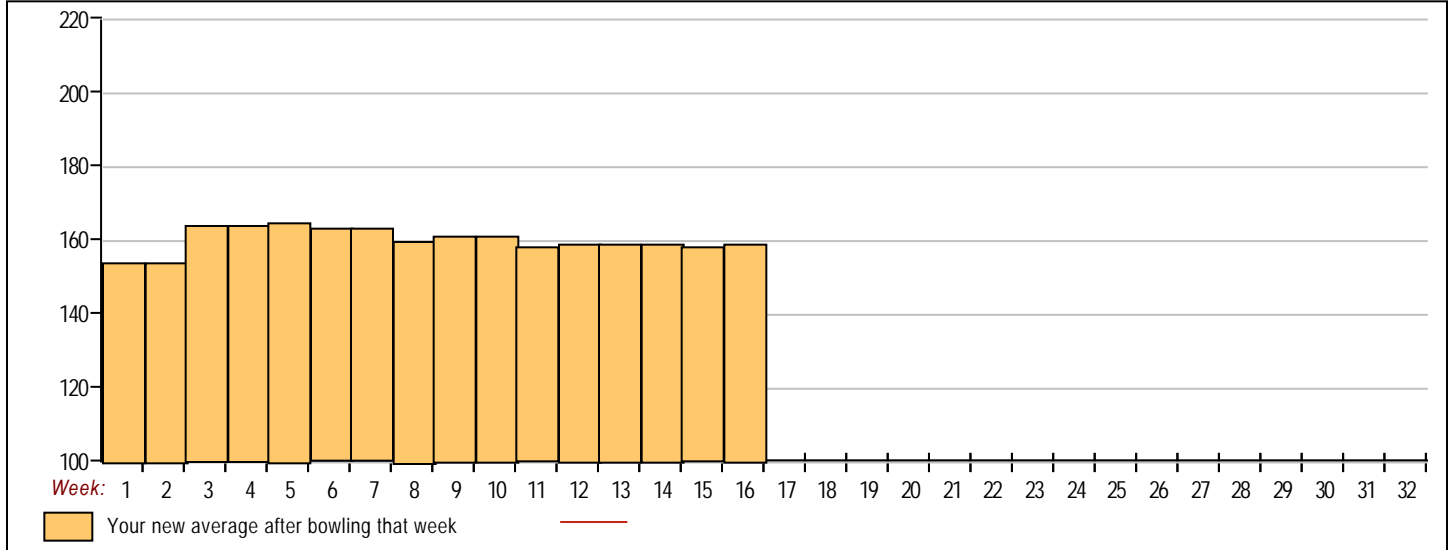
Week No.	Bowling Date	Old Ave	Old HDCP	-1- -2- -3-			Total	HDCP Total	Pins	Gms	---Average Change---			High Game	High Sers	HDCP Game	HDCP Sers
											New - Old	--->	+/-				
1	09/05/17	bk163	51	159	162	142	463	616	463	3	154.33	- 0.00	= 154.33	162	463	213	616
----- Week 2 was bowled after week 3 -----																	
2	09/12/17	bk163	51	142	158	187	487	640	463	3	154.33	- 0.00	= 154.33	187	487	238	640
Scores were bowled after week 3 for weeks: 2																	
3	09/19/17	bk163	51	168	156	208	532	685	1482	9	164.67	- 154.33	= 10.33	208	532	259	685
4	09/26/17	164	50	204	154	131	489	639	1971	12	164.25	- 164.67	= -0.42	208	532	259	685
5	10/03/17	164	50	181	131	194	506	656	2477	15	165.13	- 164.25	= 0.88	208	532	259	685
6	10/10/17	165	49	167	149	158	474	621	2951	18	163.94	- 165.13	= -1.19	208	532	259	685
7	10/17/17	163	51	145	159	168	472	625	3423	21	163.00	- 163.94	= -0.94	208	532	259	685
8	10/31/17	163	51	129	157	138	424	577	3847	24	160.29	- 163.00	= -2.71	208	532	259	685
9	11/07/17	160	54	149	186	165	500	662	4347	27	161.00	- 160.29	= 0.71	208	532	259	685
----- Week 10 was bowled after week 11 -----																	
10	11/14/17	160	54	147	141	146	434	596	4347	27	161.00	- 0.00	= 161.00	208	532	259	685
Scores were bowled after week 11 for weeks: 10																	
11	11/21/17	161	53	202	115	145	462	621	5243	33	158.88	- 161.00	= -2.12	208	532	259	685
12	11/28/17	158	55	178	155	179	512	677	5755	36	159.86	- 158.88	= 0.98	208	532	259	685
13	12/05/17	159	54	161	169	147	477	639	6232	39	159.79	- 159.86	= -0.07	208	532	259	685
14	12/12/17	159	54	147	146	169	462	624	6694	42	159.38	- 159.79	= -0.41	208	532	259	685
15	12/19/17	159	54	160	130	169	459	621	7153	45	158.96	- 159.38	= -0.43	208	532	259	685
16	01/09/18	158	55	167	127	193	487	652	7640	48	159.17	- 158.96	= 0.21	208	532	259	685

End of 1st part

<u><100</u>	<u>100's</u>	<u>125's</u>	<u>150's</u>	<u>175's</u>	<u>200's</u>	<u>225's</u>	<u>250's</u>	<u>275's</u>	<u>300's</u>
	1	18	19	7	3				
<u><400</u>	<u>400's</u>	<u>450's</u>	<u>500's</u>	<u>550's</u>	<u>600's</u>	<u>650's</u>	<u>700's</u>	<u>750's</u>	<u>800's</u>
	2	10	4						
<u>Ave of Game 1</u>			<u>Ave of Game 2</u>			<u>Ave of Game 3</u>			
162.88			149.69			164.94			

High game of 208 on week 3 High series of 532 on week 3 High average of 165.13 after bowling week 5
 Low game of 115 on week 11 Low series of 424 on week 8 Low average of 154.33 after bowling week 1

High Scores by Game
 Game #1: 204 on week 4 Game #2: 186 on week 9 Game #3: 208 on week 3



Note: This report includes information through January 9 which is Week 16 of 32

Tony Tam's Bowling Record - Team 27: Team 27

Week No.	Bowling Date	Old Ave	Old HDCP	-1-	-2-	-3-	Total	HDCP Total	Pins	Gms	---Average Change---			High Game	High Sers	HDCP Game	HDCP Sers		
											New - Old	--->	+/-						
1	09/05/17	0	0				0	0	0	0	-	0.00	=	0.00	0	0			
2	09/12/17	0	0				0	0	0	0	-	0.00	=	0.00	0	0			
3	09/19/17	0	0				0	0	0	0	-	0.00	=	0.00	0	0			
4	09/26/17	152	61	161	125	170	456	639	456	3	152.00	-	0.00	=	152.00	170	456		
5	10/03/17	152	0				0	0	456	3	152.00	-	152.00	=	0.00	170	456		
6	10/10/17	152	0				0	0	456	3	152.00	-	152.00	=	0.00	170	456		
7	10/17/17	152	0				0	0	456	3	152.00	-	152.00	=	0.00	170	456		
8	10/31/17	152	0				0	0	456	3	152.00	-	152.00	=	0.00	170	456		
9	11/07/17	152	0				0	0	456	3	152.00	-	152.00	=	0.00	170	456		
10	11/14/17	152	0				0	0	456	3	152.00	-	152.00	=	0.00	170	456		
11	11/21/17	152	0				0	0	456	3	152.00	-	152.00	=	0.00	170	456		
12	11/28/17	152	0				0	0	456	3	152.00	-	152.00	=	0.00	170	456		
13	12/05/17	152	0				0	0	456	3	152.00	-	152.00	=	0.00	170	456		
14	12/12/17	152	0				0	0	456	3	152.00	-	152.00	=	0.00	170	456		
15	12/19/17	152	0				0	0	456	3	152.00	-	152.00	=	0.00	170	456		
16	01/09/18	152	61				0	0	456	3	152.00	-	152.00	=	0.00	170	456		

End of 1st part

<u><100</u>	<u>100's</u>	<u>125's</u>	<u>150's</u>	<u>175's</u>	<u>200's</u>	<u>225's</u>	<u>250's</u>	<u>275's</u>	<u>300's</u>
		1	2						
<u><400</u>	<u>400's</u>	<u>450's</u>	<u>500's</u>	<u>550's</u>	<u>600's</u>	<u>650's</u>	<u>700's</u>	<u>750's</u>	<u>800's</u>
		1							
			<u>Ave of Game 1</u>	<u>Ave of Game 2</u>	<u>Ave of Game 3</u>				
			161.00	125.00	170.00				

High game of 170 on week 4 High series of 456 on week 4 High average of 152.00 after bowling week 4
 Low game of 125 on week 4 Low series of 456 on week 4 Low average of 152.00 after bowling week 4

High Scores by Game

Game #1: 161 on week 4 Game #2: 125 on week 4 Game #3: 170 on week 4

