

Note: This report includes information through January 9 which is Week 16 of 32

Jason Hom's Bowling Record - Team 28: Team 28

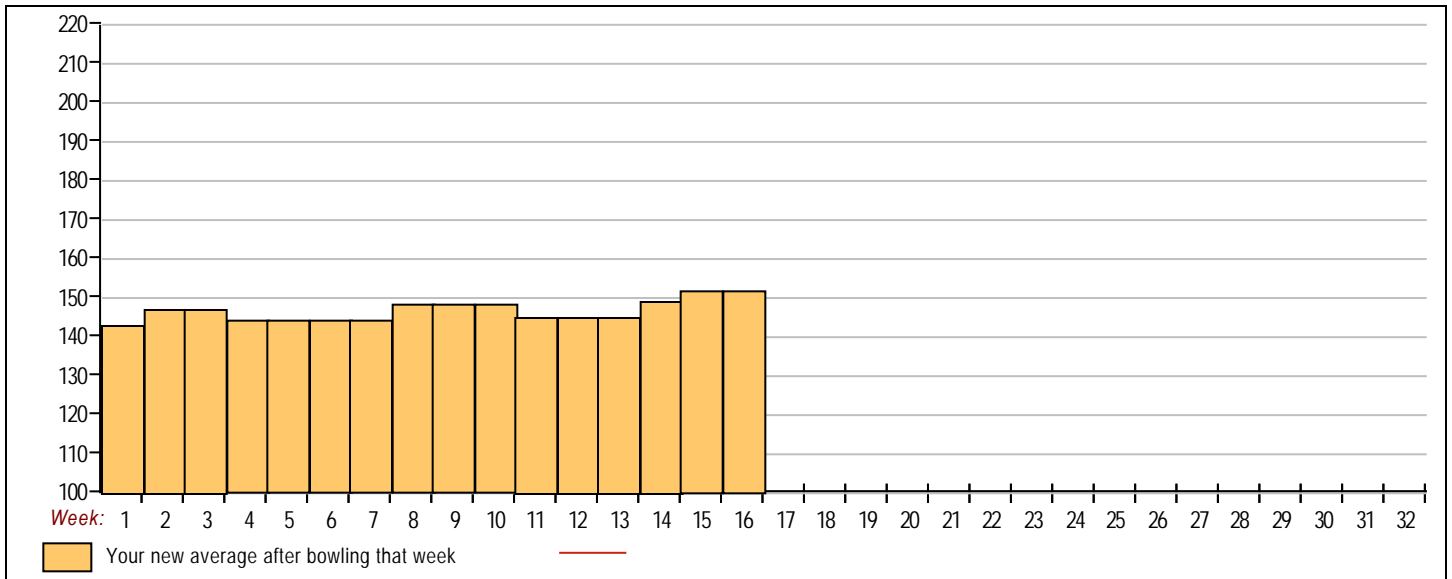
| Week No. | Bowling Date | Old Ave | Old HDCP | -1- | -2- | -3- | Total | HDCP Total | Pins | Gms | ---Average Change--- | | | High Game | High Sers | HDCP Game | HDCP Sers | | |
|--|--------------|---------|-----------|------------|------------|------------|------------|------------|------|-----|----------------------|-----|----------|-----------|-----------|-----------|-----------|-----|-----|
| | | | | | | | | | | | New | Old | ---> +/- | | | | | | |
| 1 | 09/05/17 | bk153 | 60 | 117 | 140 | 172 | 429 | 609 | 429 | 3 | 143.00 | - | 0.00 | = | 143.00 | 172 | 429 | 232 | 609 |
| 2 | 09/12/17 | bk153 | 60 | 131 | 157 | 166 | 454 | 634 | 883 | 6 | 147.17 | - | 143.00 | = | 4.17 | 172 | 454 | 232 | 634 |
| 3 | 09/19/17 | bk153 | 0 | | | | 0 | 0 | 883 | 6 | 147.17 | - | 147.17 | = | 0.00 | 172 | 454 | 232 | 634 |
| 4 | 09/26/17 | bk153 | 60 | 133 | 163 | 123 | 419 | 599 | 1302 | 9 | 144.67 | - | 147.17 | = | -2.50 | 172 | 454 | 232 | 634 |
| 5 | 10/03/17 | 144 | 0 | | | | 0 | 0 | 1302 | 9 | 144.67 | - | 144.67 | = | 0.00 | 172 | 454 | 232 | 634 |
| 6 | 10/10/17 | 144 | 0 | | | | 0 | 0 | 1302 | 9 | 144.67 | - | 144.67 | = | 0.00 | 172 | 454 | 232 | 634 |
| 7 | 10/17/17 | 144 | 0 | | | | 0 | 0 | 1302 | 9 | 144.67 | - | 144.67 | = | 0.00 | 172 | 454 | 232 | 634 |
| 8 | 10/31/17 | 144 | 68 | 178 | 135 | 164 | 477 | 681 | 1779 | 12 | 148.25 | - | 144.67 | = | 3.58 | 178 | 477 | 246 | 681 |
| 9 | 11/07/17 | 148 | 0 | | | | 0 | 0 | 1779 | 12 | 148.25 | - | 148.25 | = | 0.00 | 178 | 477 | 246 | 681 |
| 10 | 11/14/17 | 148 | 0 | | | | 0 | 0 | 1779 | 12 | 148.25 | - | 148.25 | = | 0.00 | 178 | 477 | 246 | 681 |
| 11 | 11/21/17 | 148 | 64 | 141 | 122 | 138 | 401 | 593 | 2180 | 15 | 145.33 | - | 148.25 | = | -2.92 | 178 | 477 | 246 | 681 |
| 12 | 11/28/17 | 145 | 0 | | | | 0 | 0 | 2180 | 15 | 145.33 | - | 145.33 | = | 0.00 | 178 | 477 | 246 | 681 |
| ----- Week 13 was bowled after week 14 ----- | | | | | | | | | | | | | | | | | | | |
| 13 | 12/05/17 | 146 | 66 | 184 | 138 | 173 | 495 | 693 | 2180 | 15 | 145.33 | - | 0.00 | = | 145.33 | 184 | 495 | 246 | 681 |
| Scores were bowled after week 14 for weeks: 13 | | | | | | | | | | | | | | | | | | | |
| 14 | 12/12/17 | 145 | 67 | 160 | 142 | 163 | 465 | 666 | 3140 | 21 | 149.52 | - | 145.33 | = | 4.19 | 184 | 495 | 250 | 693 |
| 15 | 12/19/17 | 149 | 63 | 188 | 171 | 152 | 511 | 700 | 3651 | 24 | 152.13 | - | 149.52 | = | 2.60 | 188 | 511 | 251 | 700 |
| 16 | 01/09/18 | 152 | 61 | 206 | 118 | 153 | 477 | 660 | 4128 | 27 | 152.89 | - | 152.13 | = | 0.76 | 206 | 511 | 267 | 700 |

End of 1st part

| | | | | | | | | | |
|----------------------|--------------|--------------|----------------------|--------------|--------------|----------------------|--------------|--------------|--------------|
| <u><100</u> | <u>100's</u> | <u>125's</u> | <u>150's</u> | <u>175's</u> | <u>200's</u> | <u>225's</u> | <u>250's</u> | <u>275's</u> | <u>300's</u> |
| | 4 | 8 | 11 | 3 | 1 | | | | |
| <u><400</u> | <u>400's</u> | <u>450's</u> | <u>500's</u> | <u>550's</u> | <u>600's</u> | <u>650's</u> | <u>700's</u> | <u>750's</u> | <u>800's</u> |
| | 3 | 5 | 1 | | | | | | |
| <u>Ave of Game 1</u> | | | <u>Ave of Game 2</u> | | | <u>Ave of Game 3</u> | | | |
| 159.78 | | | 142.89 | | | 156.00 | | | |

High game of **206** on week **16** High series of **511** on week **15** High average of **152.89** after bowling week **16**
 Low game of **117** on week **1** Low series of **401** on week **11** Low average of **143.00** after bowling week **1**

High Scores by Game
 Game #1: **206** on week **16** Game #2: **171** on week **15** Game #3: **173** on week **13**



Note: This report includes information through January 9 which is Week 16 of 32

Joe Karle's Bowling Record - Team 28: Team 28

| Week No. | Bowling Date | Old Ave | Old HDCP | Score | | | Total | HDCP Total | Pins | Gms | ---Average Change--- | | | High Game | High Sers | HDCP Game | HDCP Sers |
|----------|--------------|---------|----------|------------|------------|------------|-------|------------|------|-----|----------------------|----------|----------|-----------|-----------|-----------|-----------|
| | | | | -1- | -2- | -3- | | | | | New - Old | ---> | +/- | | | | |
| 1 | 09/05/17 | 149 | 63 | 137 | 161 | 150 | 448 | 637 | 448 | 3 | 149.33 | - 0.00 | = 149.33 | 161 | 448 | | |
| 2 | 09/12/17 | 159 | 54 | 158 | 188 | 162 | 508 | 670 | 956 | 6 | 159.33 | - 149.33 | = 10.00 | 188 | 508 | | |
| 3 | 09/19/17 | 159 | 0 | | | | 0 | 0 | 956 | 6 | 159.33 | - 159.33 | = 0.00 | 188 | 508 | | |
| 4 | 09/26/17 | 156 | 57 | 158 | 137 | 160 | 455 | 626 | 1411 | 9 | 156.78 | - 159.33 | = -2.56 | 188 | 508 | | |
| 5 | 10/03/17 | 156 | 57 | 145 | 142 | 119 | 406 | 577 | 1817 | 12 | 151.42 | - 156.78 | = -5.36 | 188 | 508 | 202 | 577 |
| 6 | 10/10/17 | 151 | 0 | | | | 0 | 0 | 1817 | 12 | 151.42 | - 151.42 | = 0.00 | 188 | 508 | 202 | 577 |
| 7 | 10/17/17 | 151 | 0 | | | | 0 | 0 | 1817 | 12 | 151.42 | - 151.42 | = 0.00 | 188 | 508 | 202 | 577 |
| 8 | 10/31/17 | 151 | 62 | 123 | 144 | 145 | 412 | 598 | 2229 | 15 | 148.60 | - 151.42 | = -2.82 | 188 | 508 | 207 | 598 |
| 9 | 11/07/17 | 148 | 0 | | | | 0 | 0 | 2229 | 15 | 148.60 | - 148.60 | = 0.00 | 188 | 508 | 207 | 598 |
| 10 | 11/14/17 | 148 | 64 | 112 | 120 | 130 | 362 | 554 | 2591 | 18 | 143.94 | - 148.60 | = -4.66 | 188 | 508 | 207 | 598 |
| 11 | 11/21/17 | 143 | 69 | 132 | 139 | 159 | 430 | 637 | 3021 | 21 | 143.86 | - 143.94 | = -0.09 | 188 | 508 | 228 | 637 |
| 12 | 11/28/17 | 143 | 69 | 139 | 146 | 131 | 416 | 623 | 3437 | 24 | 143.21 | - 143.86 | = -0.65 | 188 | 508 | 228 | 637 |
| 13 | 12/05/17 | 143 | 0 | | | | 0 | 0 | 3437 | 24 | 143.21 | - 143.21 | = 0.00 | 188 | 508 | 228 | 637 |
| 14 | 12/12/17 | 143 | 0 | | | | 0 | 0 | 3437 | 24 | 143.21 | - 143.21 | = 0.00 | 188 | 508 | 228 | 637 |
| 15 | 12/19/17 | 143 | 0 | | | | 0 | 0 | 3437 | 24 | 143.21 | - 143.21 | = 0.00 | 188 | 508 | 228 | 637 |
| 16 | 01/09/18 | 143 | 69 | 175 | 143 | 150 | 468 | 675 | 3905 | 27 | 144.63 | - 143.21 | = 1.42 | 188 | 508 | 244 | 675 |

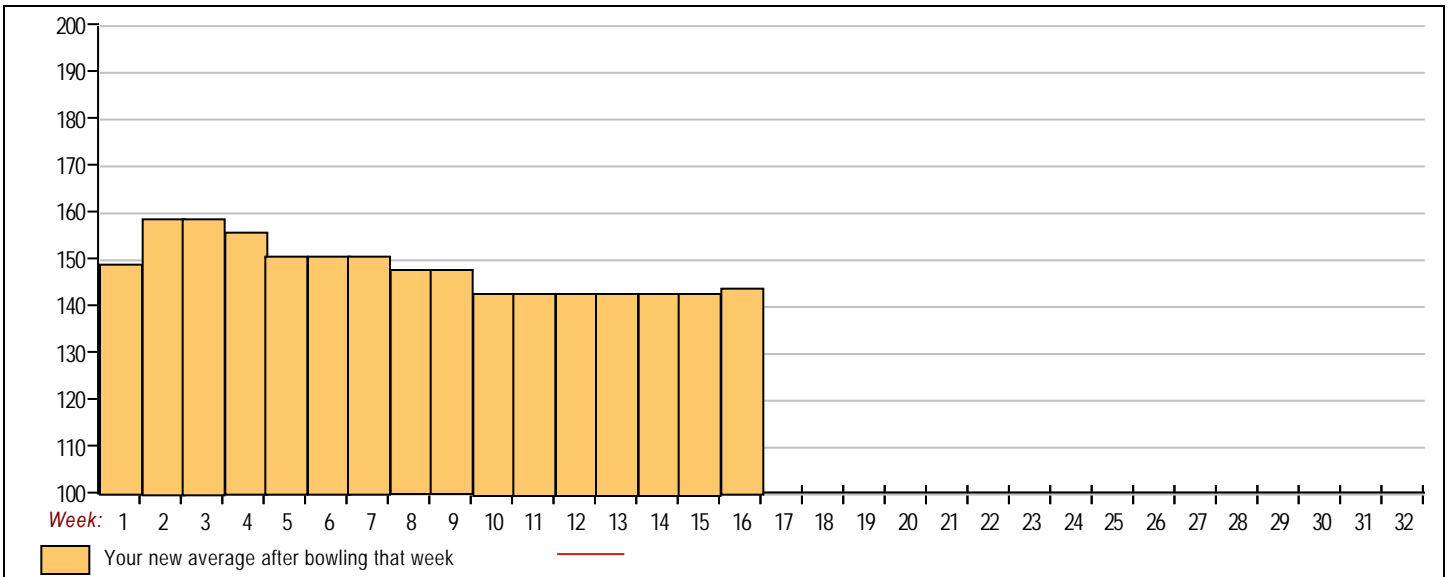
End of 1st part

| | | | | | | | | | |
|----------------------|--------------|--------------|----------------------|--------------|--------------|----------------------|--------------|--------------|--------------|
| <u><100</u> | <u>100's</u> | <u>125's</u> | <u>150's</u> | <u>175's</u> | <u>200's</u> | <u>225's</u> | <u>250's</u> | <u>275's</u> | <u>300's</u> |
| | 4 | 13 | 8 | 2 | | | | | |
| <u><400</u> | <u>400's</u> | <u>450's</u> | <u>500's</u> | <u>550's</u> | <u>600's</u> | <u>650's</u> | <u>700's</u> | <u>750's</u> | <u>800's</u> |
| 1 | 5 | 2 | 1 | | | | | | |
| <u>Ave of Game 1</u> | | | <u>Ave of Game 2</u> | | | <u>Ave of Game 3</u> | | | |
| 142.11 | | | 146.67 | | | 145.11 | | | |

High game of 188 on week 2 High series of 508 on week 2 High average of 159.33 after bowling week 2
 Low game of 112 on week 10 Low series of 362 on week 10 Low average of 143.21 after bowling week 12

High Scores by Game

Game #1: 175 on week 16 Game #2: 188 on week 2 Game #3: 162 on week 2



Note: This report includes information through January 9 which is Week 16 of 32

Chris Fung's Bowling Record - Team 28: Team 28

| Week No. | Bowling Date | Old Ave | Old HDCP | - | | | Total | HDCP Total | Pins | Gms | ---Average Change--- | | | High Game | High Sers | HDCP Game | HDCP Sers | | |
|--|--------------|---------|-----------|------------|------------|------------|------------|------------|------|-----|----------------------|------|----------|-----------|-----------|-----------|-----------|-----|-----|
| | | | | -1- | -2- | -3- | | | | | New | Old | ---> +/- | | | | | | |
| 1 | 09/05/17 | bk192 | 0 | | | | 0 | 0 | 0 | 0 | - | 0.00 | = | 0.00 | 0 | 0 | | | |
| 2 | 09/12/17 | bk192 | 0 | | | | 0 | 0 | 0 | 0 | - | 0.00 | = | 0.00 | 0 | 0 | | | |
| 3 | 09/19/17 | bk192 | 25 | 259 | 279 | 215 | 753 | 828 | 753 | 3 | 251.00 | - | 0.00 | = | 251.00 | 279 | 753 | 304 | 828 |
| 4 | 09/26/17 | bk192 | 25 | 182 | 207 | 159 | 548 | 623 | 1301 | 6 | 216.83 | - | 251.00 | = | -34.17 | 279 | 753 | 304 | 828 |
| 5 | 10/03/17 | bk192 | 0 | | | | 0 | 0 | 1301 | 6 | 216.83 | - | 216.83 | = | 0.00 | 279 | 753 | 304 | 828 |
| ----- Week 6 was bowled after week 7 ----- | | | | | | | | | | | | | | | | | | | |
| 6 | 10/10/17 | 201 | 17 | 167 | 229 | 186 | 582 | 633 | 1301 | 6 | 216.83 | - | 0.00 | = | 216.83 | 279 | 753 | 304 | 828 |
| Scores were bowled after week 7 for weeks: 6 | | | | | | | | | | | | | | | | | | | |
| 7 | 10/17/17 | bk192 | 25 | 183 | 171 | 162 | 516 | 591 | 2399 | 12 | 199.92 | - | 216.83 | = | -16.92 | 279 | 753 | 304 | 828 |
| 8 | 10/31/17 | 199 | 18 | a199 | a199 | a199 | 597 | 651 | 2399 | 12 | 199.92 | - | 199.92 | = | 0.00 | 279 | 753 | 304 | 828 |
| 9 | 11/07/17 | 199 | 18 | 225 | 180 | 191 | 596 | 650 | 2995 | 15 | 199.67 | - | 199.92 | = | -0.25 | 279 | 753 | 304 | 828 |
| 10 | 11/14/17 | 199 | 18 | 168 | 179 | 120 | 467 | 521 | 3462 | 18 | 192.33 | - | 199.67 | = | -7.33 | 279 | 753 | 304 | 828 |
| 11 | 11/21/17 | 192 | 0 | | | | 0 | 0 | 3462 | 18 | 192.33 | - | 192.33 | = | 0.00 | 279 | 753 | 304 | 828 |
| 12 | 11/28/17 | 192 | 25 | 211 | 175 | 220 | 606 | 681 | 4068 | 21 | 193.71 | - | 192.33 | = | 1.38 | 279 | 753 | 304 | 828 |
| ----- Week 13 was bowled after week 14 ----- | | | | | | | | | | | | | | | | | | | |
| 13 | 12/05/17 | 193 | 24 | 217 | 191 | 190 | 598 | 670 | 4068 | 21 | 193.71 | - | 0.00 | = | 193.71 | 279 | 753 | 304 | 828 |
| Scores were bowled after week 14 for weeks: 13 | | | | | | | | | | | | | | | | | | | |
| 14 | 12/12/17 | 193 | 24 | 181 | 203 | 193 | 577 | 649 | 5243 | 27 | 194.19 | - | 193.71 | = | 0.47 | 279 | 753 | 304 | 828 |
| 15 | 12/19/17 | 194 | 23 | 184 | 234 | 192 | 610 | 679 | 5853 | 30 | 195.10 | - | 194.19 | = | 0.91 | 279 | 753 | 304 | 828 |
| 16 | 01/09/18 | 195 | 22 | 168 | 171 | 173 | 512 | 578 | 6365 | 33 | 192.88 | - | 195.10 | = | -2.22 | 279 | 753 | 304 | 828 |

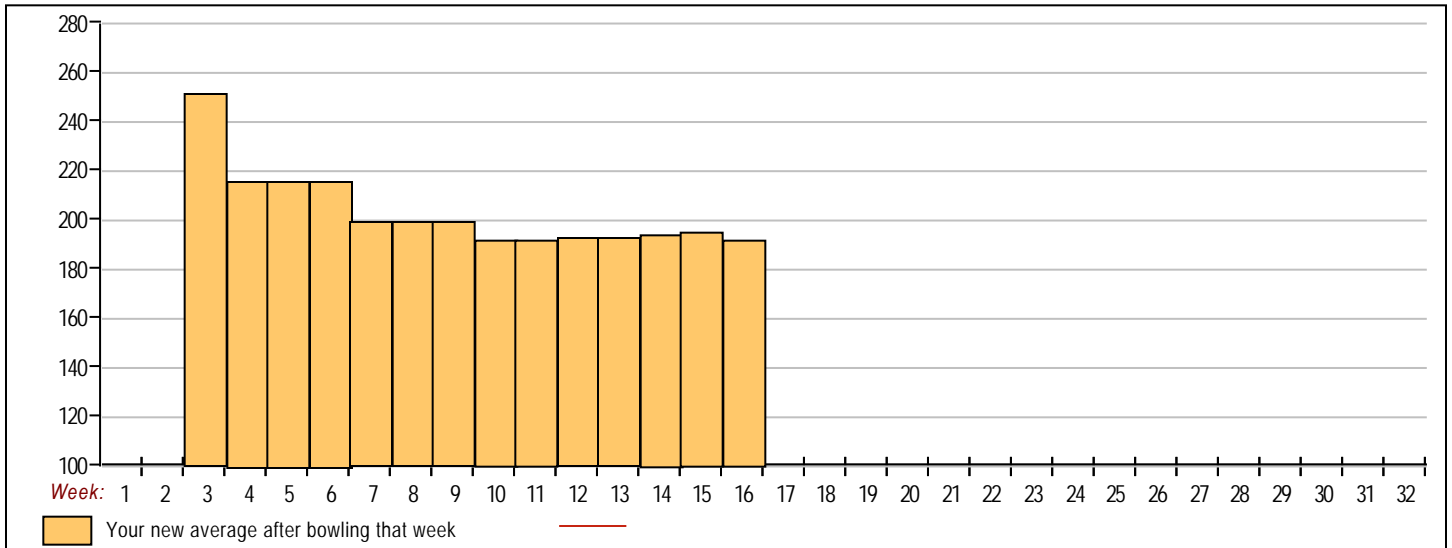
End of 1st part



| | | | | | | | | | |
|----------------|--------------|--------------|----------------------|----------------------|----------------------|--------------|--------------|--------------|--------------|
| <u><100</u> | <u>100's</u> | <u>125's</u> | <u>150's</u> | <u>175's</u> | <u>200's</u> | <u>225's</u> | <u>250's</u> | <u>275's</u> | <u>300's</u> |
| | 1 | | 8 | 13 | 6 | 3 | 1 | 1 | |
| <u><400</u> | <u>400's</u> | <u>450's</u> | <u>500's</u> | <u>550's</u> | <u>600's</u> | <u>650's</u> | <u>700's</u> | <u>750's</u> | <u>800's</u> |
| | | 1 | 3 | 4 | 2 | | | 1 | |
| | | | <u>Ave of Game 1</u> | <u>Ave of Game 2</u> | <u>Ave of Game 3</u> | | | | |
| | | | 195.00 | 201.73 | 181.91 | | | | |

High game of **279** on week **3** High series of **753** on week **3** High average of **251.00** after bowling week **3**
 Low game of **120** on week **10** Low series of **467** on week **10** Low average of **192.33** after bowling week **10**

High Scores by Game
 Game #1: **259** on week **3** Game #2: **279** on week **3** Game #3: **220** on week **12**



Note: This report includes information through January 9 which is Week 16 of 32

Tim Choy's Bowling Record - Team 28: Team 28

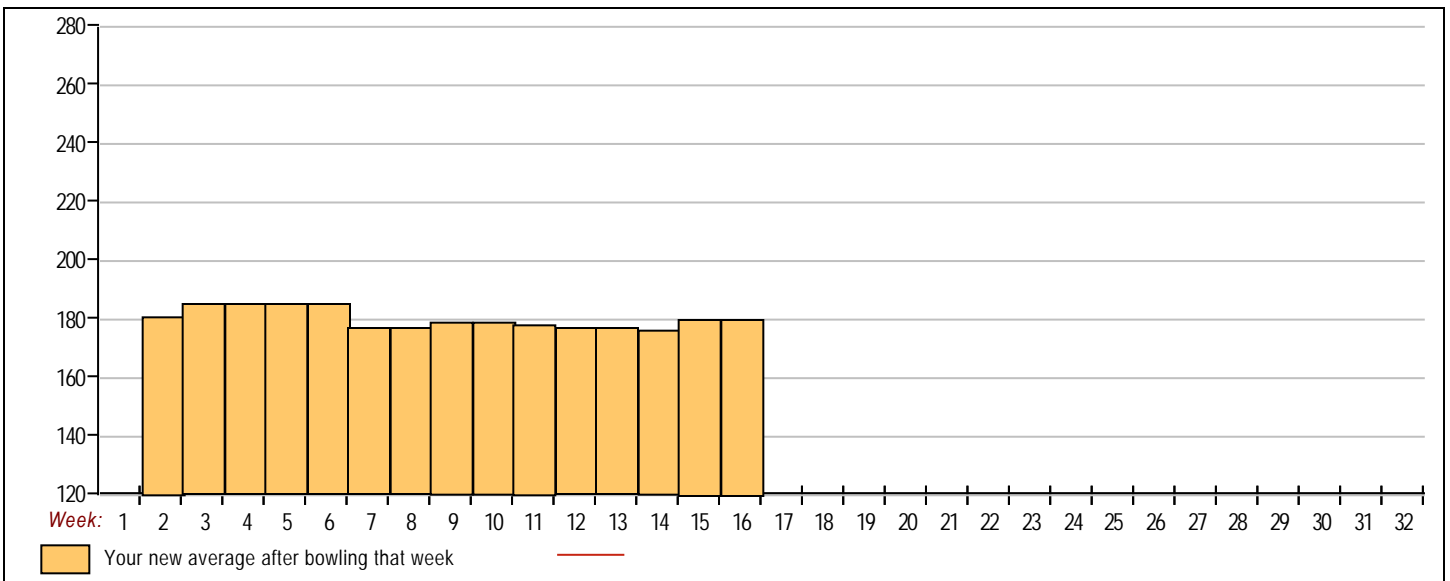
| Week No. | Bowling Date | Old Ave | Old HDCP | Series | | | Total | HDCP Total | Pins | Gms | ---Average Change--- | | | High Game | High Sers | HDCP Game | HDCP Sers | | |
|--|--------------|---------|-----------|------------|------------|------------|------------|------------|------|-----|----------------------|------|----------|-----------|-----------|-----------|-----------|-----|-----|
| | | | | -1- | -2- | -3- | | | | | New | Old | ---> +/- | | | | | | |
| 1 | 09/05/17 | bk169 | 0 | | | | 0 | 0 | 0 | 0 | - | 0.00 | = | 0.00 | 0 | 0 | | | |
| 2 | 09/12/17 | bk169 | 45 | 200 | 158 | 185 | 543 | 678 | 543 | 3 | 181.00 | - | 0.00 | = | 181.00 | 200 | 543 | 245 | 678 |
| 3 | 09/19/17 | bk169 | 45 | 163 | 215 | 192 | 570 | 705 | 1113 | 6 | 185.50 | - | 181.00 | = | 4.50 | 215 | 570 | 260 | 705 |
| 4 | 09/26/17 | bk169 | 0 | | | | 0 | 0 | 1113 | 6 | 185.50 | - | 185.50 | = | 0.00 | 215 | 570 | 260 | 705 |
| 5 | 10/03/17 | bk169 | 45 | 154 | 136 | 265 | 555 | 690 | 1668 | 9 | 185.33 | - | 185.50 | = | -0.17 | 265 | 570 | 310 | 705 |
| ----- Week 6 was bowled after week 7 ----- | | | | | | | | | | | | | | | | | | | |
| 6 | 10/10/17 | 177 | 38 | 168 | 215 | 157 | 540 | 654 | 1668 | 9 | 185.33 | - | 0.00 | = | 185.33 | 265 | 570 | 310 | 705 |
| Scores were bowled after week 7 for weeks: 6 | | | | | | | | | | | | | | | | | | | |
| 7 | 10/17/17 | 185 | 31 | 144 | 137 | 175 | 456 | 549 | 2664 | 15 | 177.60 | - | 185.33 | = | -7.73 | 265 | 570 | 310 | 705 |
| 8 | 10/31/17 | 177 | 0 | | | | 0 | 0 | 2664 | 15 | 177.60 | - | 177.60 | = | 0.00 | 265 | 570 | 310 | 705 |
| 9 | 11/07/17 | 177 | 38 | 175 | 177 | 212 | 564 | 678 | 3228 | 18 | 179.33 | - | 177.60 | = | 1.73 | 265 | 570 | 310 | 705 |
| 10 | 11/14/17 | 179 | 0 | | | | 0 | 0 | 3228 | 18 | 179.33 | - | 179.33 | = | 0.00 | 265 | 570 | 310 | 705 |
| 11 | 11/21/17 | 179 | 36 | 182 | 170 | 160 | 512 | 620 | 3740 | 21 | 178.10 | - | 179.33 | = | -1.24 | 265 | 570 | 310 | 705 |
| 12 | 11/28/17 | 178 | 37 | 164 | 199 | 151 | 514 | 625 | 4254 | 24 | 177.25 | - | 178.10 | = | -0.85 | 265 | 570 | 310 | 705 |
| 13 | 12/05/17 | 177 | 0 | | | | 0 | 0 | 4254 | 24 | 177.25 | - | 177.25 | = | 0.00 | 265 | 570 | 310 | 705 |
| 14 | 12/12/17 | 177 | 38 | 188 | 153 | 179 | 520 | 634 | 4774 | 27 | 176.81 | - | 177.25 | = | -0.44 | 265 | 570 | 310 | 705 |
| 15 | 12/19/17 | 176 | 39 | 186 | 226 | 215 | 627 | 744 | 5401 | 30 | 180.03 | - | 176.81 | = | 3.22 | 265 | 627 | 310 | 744 |
| 16 | 01/09/18 | 180 | 36 | | | | 0 | 0 | 5401 | 30 | 180.03 | - | 180.03 | = | 0.00 | 265 | 627 | 310 | 744 |

End of 1st part

| | | | | | | | | | |
|----------------------|--------------|--------------|----------------------|--------------|--------------|----------------------|--------------|--------------|--------------|
| <u><100</u> | <u>100's</u> | <u>125's</u> | <u>150's</u> | <u>175's</u> | <u>200's</u> | <u>225's</u> | <u>250's</u> | <u>275's</u> | <u>300's</u> |
| | | 3 | 10 | 10 | 5 | 1 | 1 | | |
| <u><400</u> | <u>400's</u> | <u>450's</u> | <u>500's</u> | <u>550's</u> | <u>600's</u> | <u>650's</u> | <u>700's</u> | <u>750's</u> | <u>800's</u> |
| | | 1 | 5 | 3 | 1 | | | | |
| <u>Ave of Game 1</u> | | | <u>Ave of Game 2</u> | | | <u>Ave of Game 3</u> | | | |
| 172.40 | | | 178.60 | | | 189.10 | | | |

High game of **265** on week **5** High series of **627** on week **15** High average of **185.50** after bowling week **3**
 Low game of **136** on week **5** Low series of **456** on week **7** Low average of **176.81** after bowling week **14**

High Scores by Game
 Game #1: **200** on week **2** Game #2: **226** on week **15** Game #3: **265** on week **5**



Note: This report includes information through January 9 which is Week 16 of 32

Gavin Zee's Bowling Record - Team 28: Team 28

| Week No. | Bowling Date | Old Ave | Old HDCP | - | | | Total | HDCP Total | Pins | Gms | ---Average Change--- | | | High Game | High Sers | HDCP Game | HDCP Sers |
|--|--------------|---------|-----------|-------------|-------------|-------------|------------|------------|------|-----|----------------------|----------|----------|-----------|-----------|-----------|-----------|
| | | | | -1- | -2- | -3- | | | | | New - Old | ---> | +/- | | | | |
| 1 | 09/05/17 | bk177 | 38 | 191 | 141 | 152 | 484 | 598 | 484 | 3 | 161.33 | - 0.00 | = 161.33 | 191 | 484 | 229 | 598 |
| 2 | 09/12/17 | bk177 | 0 | | | | 0 | 0 | 484 | 3 | 161.33 | - 161.33 | = 0.00 | 191 | 484 | 229 | 598 |
| 3 | 09/19/17 | bk177 | 38 | 173 | 138 | 174 | 485 | 599 | 969 | 6 | 161.50 | - 161.33 | = 0.17 | 191 | 485 | 229 | 599 |
| 4 | 09/26/17 | bk177 | 0 | | | | 0 | 0 | 969 | 6 | 161.50 | - 161.50 | = 0.00 | 191 | 485 | 229 | 599 |
| 5 | 10/03/17 | bk177 | 38 | 176 | 184 | 235 | 595 | 709 | 1564 | 9 | 173.78 | - 161.50 | = 12.28 | 235 | 595 | 273 | 709 |
| ----- Week 6 was bowled after week 7 ----- | | | | | | | | | | | | | | | | | |
| 6 | 10/10/17 | 173 | 42 | a173 | a173 | a173 | 420 | 546 | 1564 | 9 | 173.78 | - 0.00 | = 173.78 | 235 | 595 | 273 | 709 |
| Scores were bowled after week 7 for weeks: 6 | | | | | | | | | | | | | | | | | |
| 7 | 10/17/17 | 173 | 42 | a173 | a173 | a173 | 519 | 645 | 1564 | 9 | 173.78 | - 173.78 | = 0.00 | 235 | 595 | 273 | 709 |
| 8 | 10/31/17 | 173 | 0 | | | | 0 | 0 | 1564 | 9 | 173.78 | - 173.78 | = 0.00 | 235 | 595 | 273 | 709 |
| 9 | 11/07/17 | 173 | 42 | 131 | 172 | 186 | 489 | 615 | 2053 | 12 | 171.08 | - 173.78 | = -2.69 | 235 | 595 | 273 | 709 |
| 10 | 11/14/17 | 171 | 44 | 157 | 176 | 179 | 512 | 644 | 2565 | 15 | 171.00 | - 171.08 | = -0.08 | 235 | 595 | 273 | 709 |
| 11 | 11/21/17 | 171 | 0 | | | | 0 | 0 | 2565 | 15 | 171.00 | - 171.00 | = 0.00 | 235 | 595 | 273 | 709 |
| 12 | 11/28/17 | 171 | 0 | | | | 0 | 0 | 2565 | 15 | 171.00 | - 171.00 | = 0.00 | 235 | 595 | 273 | 709 |
| ----- Week 13 was bowled after week 14 ----- | | | | | | | | | | | | | | | | | |
| 13 | 12/05/17 | 171 | 44 | 183 | 193 | 186 | 562 | 694 | 2565 | 15 | 171.00 | - 0.00 | = 171.00 | 235 | 595 | 273 | 709 |
| Scores were bowled after week 14 for weeks: 13 | | | | | | | | | | | | | | | | | |
| 14 | 12/12/17 | 171 | 0 | | | | 0 | 0 | 3127 | 18 | 173.72 | - 171.00 | = 2.72 | 235 | 595 | 273 | 709 |
| 15 | 12/19/17 | 173 | 0 | | | | 0 | 0 | 3127 | 18 | 173.72 | - 173.72 | = 0.00 | 235 | 595 | 273 | 709 |
| 16 | 01/09/18 | 173 | 42 | | | | 0 | 0 | 3127 | 18 | 173.72 | - 173.72 | = 0.00 | 235 | 595 | 273 | 709 |

End of 1st part



| | | | | | | | | | |
|----------------------|--------------|--------------|----------------------|--------------|--------------|----------------------|--------------|--------------|--------------|
| <u><100</u> | <u>100's</u> | <u>125's</u> | <u>150's</u> | <u>175's</u> | <u>200's</u> | <u>225's</u> | <u>250's</u> | <u>275's</u> | <u>300's</u> |
| | | 3 | 5 | 9 | | 1 | | | |
| <u><400</u> | <u>400's</u> | <u>450's</u> | <u>500's</u> | <u>550's</u> | <u>600's</u> | <u>650's</u> | <u>700's</u> | <u>750's</u> | <u>800's</u> |
| | | 3 | 1 | 2 | | | | | |
| <u>Ave of Game 1</u> | | | <u>Ave of Game 2</u> | | | <u>Ave of Game 3</u> | | | |
| 168.50 | | | 167.33 | | | 185.33 | | | |

High game of **235** on week **5** High series of **595** on week **5** High average of **173.78** after bowling week **5**
 Low game of **131** on week **9** Low series of **484** on week **1** Low average of **161.33** after bowling week **1**

High Scores by Game
 Game #1: **191** on week **1** Game #2: **193** on week **13** Game #3: **235** on week **5**

