

Note: This report includes information through January 9 which is Week 16 of 32

Jan Jew's Bowling Record - Team 30: Oop's

Week No.	Bowling Date	Old Ave	Old HDCP	-1-	-2-	-3-	Total	HDCP Total	Pins	Gms	---Average Change---			High Game	High Sers	HDCP Game	HDCP Sers		
											New	Old	---> +/-						
1	09/05/17	bk137	0				0	0	0	0	-	0.00	=	0.00	0	0			
2	09/12/17	bk137	0				0	0	0	0	-	0.00	=	0.00	0	0			
3	09/19/17	bk137	74	128	125	115	368	590	368	3	122.67	-	0.00	=	122.67	128	368	202	590
4	09/26/17	bk137	74	144	120	123	387	609	755	6	125.83	-	122.67	=	3.17	144	387	218	609
5	10/03/17	bk137	74	a137	a137	a137	411	633	755	6	125.83	-	125.83	=	0.00	144	387	218	609
6	10/10/17	bk137	74	150	120	122	392	614	1147	9	127.44	-	125.83	=	1.61	150	392	224	614
7	10/17/17	127	83	137	156	179	472	721	1619	12	134.92	-	127.44	=	7.47	179	472	262	721
8	10/31/17	134	77	110	165	143	418	649	2037	15	135.80	-	134.92	=	0.88	179	472	262	721
9	11/07/17	135	76	101	115	111	327	555	2364	18	131.33	-	135.80	=	-4.47	179	472	262	721
10	11/14/17	131	80	147	146	133	426	666	2790	21	132.86	-	131.33	=	1.52	179	472	262	721
11	11/21/17	132	79	141	140	147	428	665	3218	24	134.08	-	132.86	=	1.23	179	472	262	721
12	11/28/17	134	77	119	114	132	365	596	3583	27	132.70	-	134.08	=	-1.38	179	472	262	721
13	12/05/17	132	79	125	140	113	378	615	3961	30	132.03	-	132.70	=	-0.67	179	472	262	721
14	12/12/17	132	79	142	138	169	449	686	4410	33	133.64	-	132.03	=	1.60	179	472	262	721
15	12/19/17	133	78	120	136	156	412	646	4822	36	133.94	-	133.64	=	0.31	179	472	262	721
16	01/09/18	133	78	119	138	127	384	618	5206	39	133.49	-	133.94	=	-0.46	179	472	262	721

End of 1st part

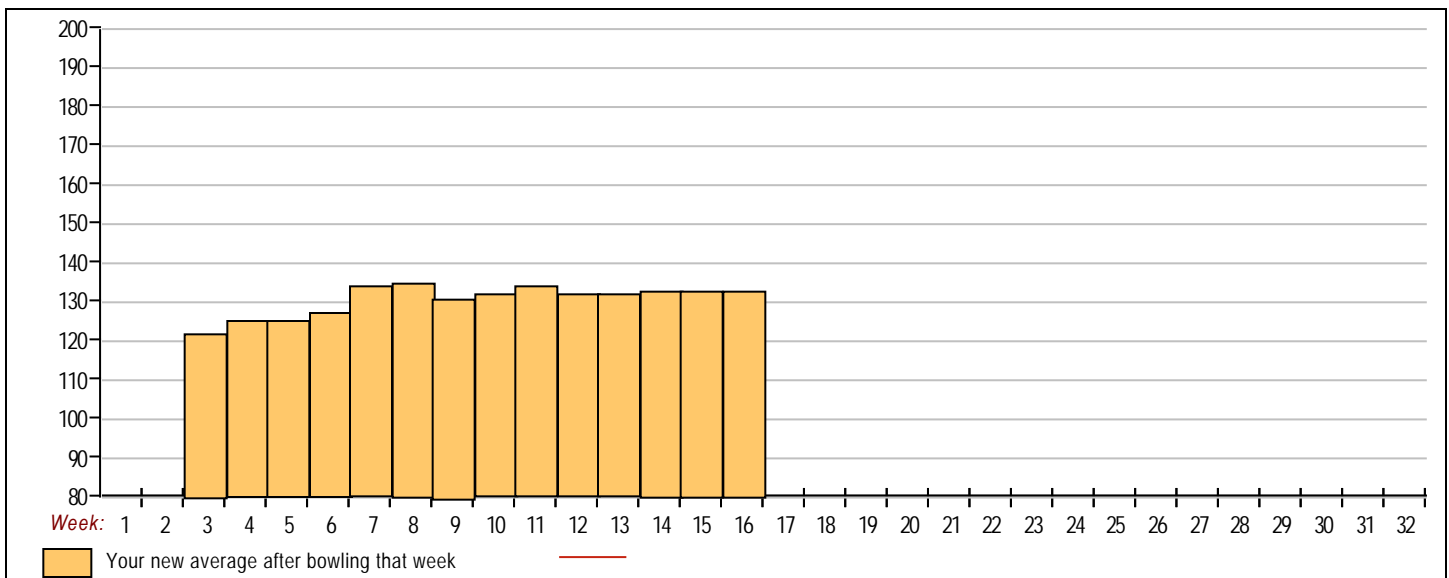
<u><100</u>	<u>100's</u>	<u>125's</u>	<u>150's</u>	<u>175's</u>	<u>200's</u>	<u>225's</u>	<u>250's</u>	<u>275's</u>	<u>300's</u>
	14	19	5	1					
<u><400</u>	<u>400's</u>	<u>450's</u>	<u>500's</u>	<u>550's</u>	<u>600's</u>	<u>650's</u>	<u>700's</u>	<u>750's</u>	<u>800's</u>
7	5	1							

<u>Ave of Game 1</u>	<u>Ave of Game 2</u>	<u>Ave of Game 3</u>
129.46	134.85	136.15

High game of **179** on week **7** High series of **472** on week **7** High average of **135.80** after bowling week **8**
 Low game of **101** on week **9** Low series of **327** on week **9** Low average of **122.67** after bowling week **3**

High Scores by Game

Game #1: **150** on week **6** Game #2: **165** on week **8** Game #3: **179** on week **7**



Note: This report includes information through January 9 which is Week 16 of 32

Al Jew's Bowling Record - Team 30: Oop's

Week No.	Bowling Date	Old Ave	Old HDCP	-			Total	HDCP Total	Pins	Gms	---Average Change---			High Game	High Sers	HDCP Game	HDCP Sers		
				-1-	-2-	-3-					New - Old	--->	+/-						
1	09/05/17	bk147	65	134	166	168	468	663	468	3	156.00	-	0.00	=	156.00	168	468	233	663
2	09/12/17	bk147	65	147	147	159	453	648	921	6	153.50	-	156.00	=	-2.50	168	468	233	663
3	09/19/17	bk147	65	178	133	168	479	674	1400	9	155.56	-	153.50	=	2.06	178	479	243	674
4	09/26/17	155	58	147	145	175	467	641	1867	12	155.58	-	155.56	=	0.03	178	479	243	674
5	10/03/17	155	58	171	205	147	523	697	2390	15	159.33	-	155.58	=	3.75	205	523	263	697
6	10/10/17	159	54	148	157	137	442	604	2832	18	157.33	-	159.33	=	-2.00	205	523	263	697
7	10/17/17	157	56	144	187	132	463	631	3295	21	156.90	-	157.33	=	-0.43	205	523	263	697
8	10/31/17	156	57	173	135	183	491	662	3786	24	157.75	-	156.90	=	0.85	205	523	263	697
9	11/07/17	157	56	153	144	175	472	640	4258	27	157.70	-	157.75	=	-0.05	205	523	263	697
10	11/14/17	157	56	159	152	159	470	638	4728	30	157.60	-	157.70	=	-0.10	205	523	263	697
11	11/21/17	157	56	166	146	166	478	646	5206	33	157.76	-	157.60	=	0.16	205	523	263	697
12	11/28/17	157	56	120	228	119	467	635	5673	36	157.58	-	157.76	=	-0.17	228	523	284	697
13	12/05/17	157	56	136	143	125	404	572	6077	39	155.82	-	157.58	=	-1.76	228	523	284	697
14	12/12/17	155	58	167	133	156	456	630	6533	42	155.55	-	155.82	=	-0.27	228	523	284	697
15	12/19/17	155	58	137	156	182	475	649	7008	45	155.73	-	155.55	=	0.19	228	523	284	697
16	01/09/18	155	58	140	209	143	492	666	7500	48	156.25	-	155.73	=	0.52	228	523	284	697

End of 1st part



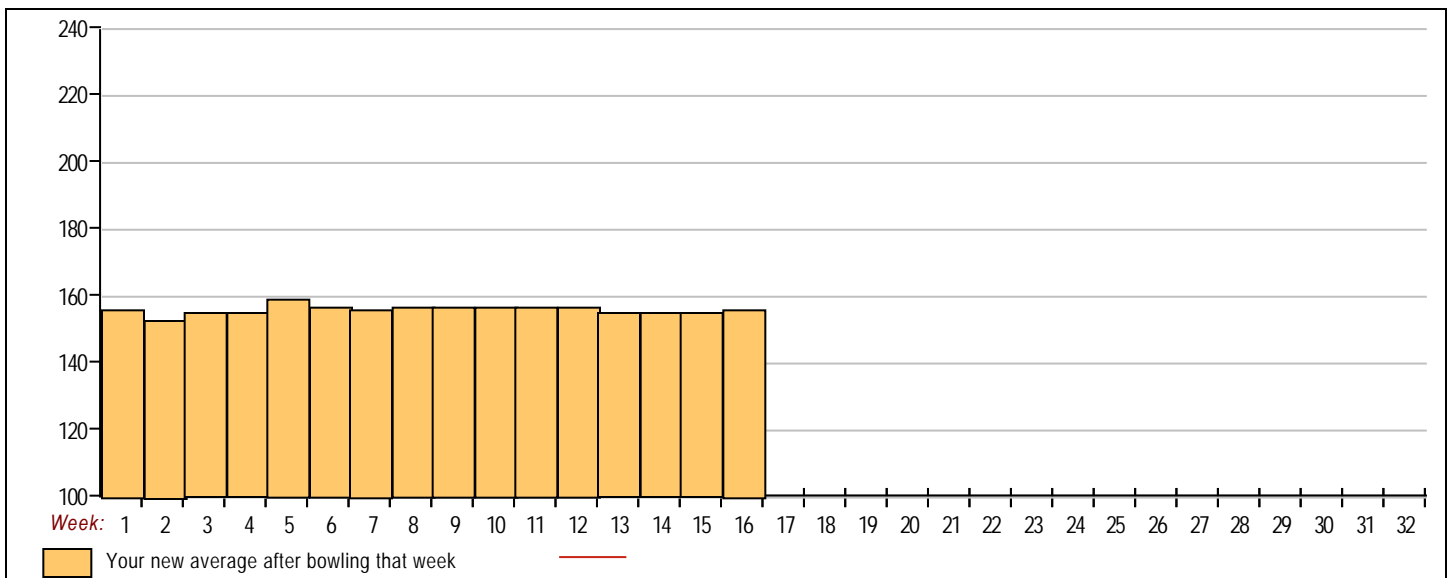
<u><100</u>	<u>100's</u>	<u>125's</u>	<u>150's</u>	<u>175's</u>	<u>200's</u>	<u>225's</u>	<u>250's</u>	<u>275's</u>	<u>300's</u>
	2	21	16	6	2	1			
<u><400</u>	<u>400's</u>	<u>450's</u>	<u>500's</u>	<u>550's</u>	<u>600's</u>	<u>650's</u>	<u>700's</u>	<u>750's</u>	<u>800's</u>
	2	13	1						

<u>Ave of Game 1</u>	<u>Ave of Game 2</u>	<u>Ave of Game 3</u>
151.25	161.63	155.88

High game of **228** on week **12** High series of **523** on week **5** High average of **159.33** after bowling week **5**
 Low game of **119** on week **12** Low series of **404** on week **13** Low average of **153.50** after bowling week **2**

High Scores by Game

Game #1: **178** on week **3** Game #2: **228** on week **12** Game #3: **183** on week **8**



Note: This report includes information through January 9 which is Week 16 of 32

Thomas Sin's Bowling Record - Team 30: Oop's

Week No.	Bowling Date	Old Ave	Old HDCP	Score			Total	HDCP Total	Pins	Gms	---Average Change---			High Game	High Sers	HDCP Game	HDCP Sers		
				-1-	-2-	-3-					New	Old	---> +/-						
1	09/05/17	bk170	45	177	159	149	485	620	485	3	161.67	-	0.00	=	161.67	177	485	222	620
2	09/12/17	bk170	45	145	161	213	519	654	1004	6	167.33	-	161.67	=	5.67	213	519	258	654
3	09/19/17	bk170	45	161	168	211	540	675	1544	9	171.56	-	167.33	=	4.22	213	540	258	675
4	09/26/17	171	0				0	0	1544	9	171.56	-	171.56	=	0.00	213	540	258	675
5	10/03/17	171	44	196	199	211	606	738	2150	12	179.17	-	171.56	=	7.61	213	606	258	738
6	10/10/17	179	0				0	0	2150	12	179.17	-	179.17	=	0.00	213	606	258	738
7	10/17/17	179	36	169	207	167	543	651	2693	15	179.53	-	179.17	=	0.37	213	606	258	738
8	10/31/17	179	36	a179	a179	a179	537	645	2693	15	179.53	-	179.53	=	0.00	213	606	258	738
9	11/07/17	179	0				0	0	2693	15	179.53	-	179.53	=	0.00	213	606	258	738
10	11/14/17	179	36	171	147	155	473	581	3166	18	175.89	-	179.53	=	-3.64	213	606	258	738
11	11/21/17	175	0				0	0	3166	18	175.89	-	175.89	=	0.00	213	606	258	738
12	11/28/17	175	40	176	216	191	583	703	3749	21	178.52	-	175.89	=	2.63	216	606	258	738
13	12/05/17	178	0				0	0	3749	21	178.52	-	178.52	=	0.00	216	606	258	738
14	12/12/17	178	37	190	194	184	568	679	4317	24	179.88	-	178.52	=	1.35	216	606	258	738
15	12/19/17	179	36	210	185	169	564	672	4881	27	180.78	-	179.88	=	0.90	216	606	258	738
16	01/09/18	180	36	184	168	132	484	592	5365	30	178.83	-	180.78	=	-1.94	216	606	258	738

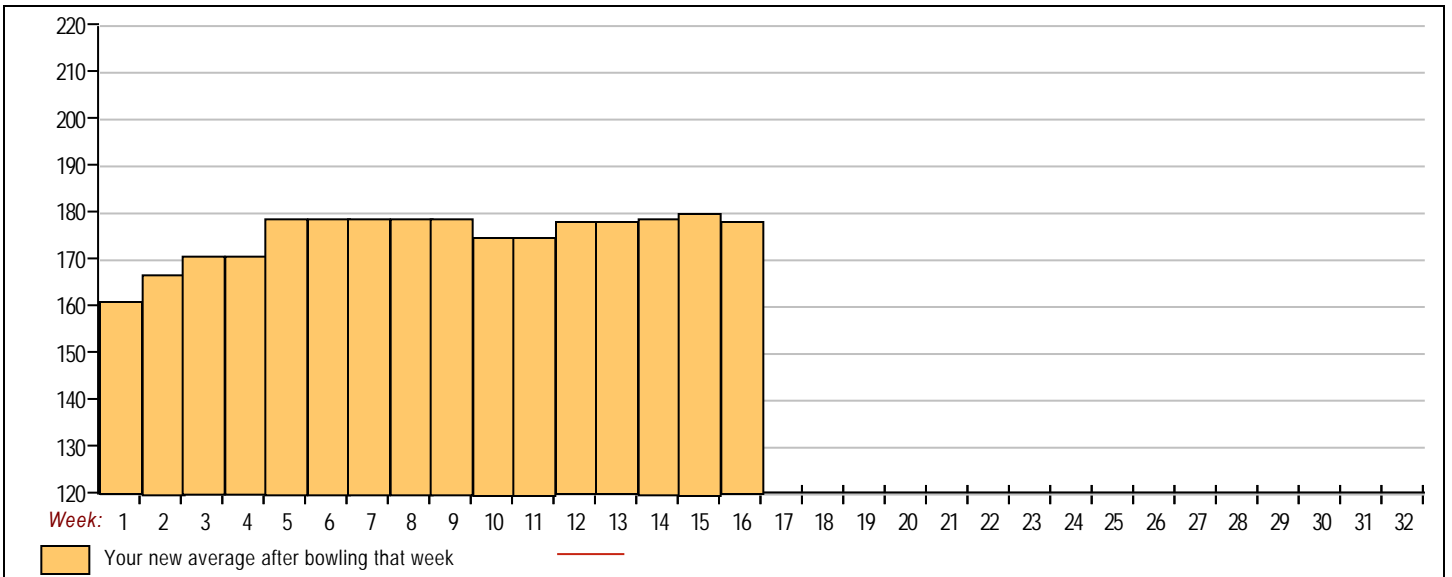
End of 1st part

<u><100</u>	<u>100's</u>	<u>125's</u>	<u>150's</u>	<u>175's</u>	<u>200's</u>	<u>225's</u>	<u>250's</u>	<u>275's</u>	<u>300's</u>	
		4	10	10	6					
<u><400</u>	<u>400's</u>	<u>450's</u>	<u>500's</u>	<u>550's</u>	<u>600's</u>	<u>650's</u>	<u>700's</u>	<u>750's</u>	<u>800's</u>	
		3	3	3	1					
		<u>Ave of Game 1</u>			<u>Ave of Game 2</u>			<u>Ave of Game 3</u>		
		177.90			180.40			178.20		

High game of 216 on week 12 High series of 606 on week 5 High average of 180.78 after bowling week 15
 Low game of 132 on week 16 Low series of 473 on week 10 Low average of 161.67 after bowling week 1

High Scores by Game

Game #1: 210 on week 15 Game #2: 216 on week 12 Game #3: 213 on week 2



Note: This report includes information through January 9 which is Week 16 of 32

Brian Chan's Bowling Record - Team 30: Oop's

Week No.	Bowling Date	Old Ave	Old HDCP	-			Total	HDCP Total	Pins	Gms	---Average Change---			High Game	High Sers	HDCP Game	HDCP Sers		
				-1-	-2-	-3-					New - Old	---> +/-							
1	09/05/17	bk197	0				0	0	0	0	-	0.00	=	0.00	0	0			
2	09/12/17	bk197	20	235	218	245	698	758	698	3	232.67	-	0.00	=	232.67	245	698	265	758
3	09/19/17	bk197	0				0	0	698	3	232.67	-	232.67	=	0.00	245	698	265	758
4	09/26/17	bk197	20	187	258	178	623	683	1321	6	220.17	-	232.67	=	-12.50	258	698	278	758
5	10/03/17	bk197	0				0	0	1321	6	220.17	-	220.17	=	0.00	258	698	278	758
6	10/10/17	bk197	20	223	247	235	705	765	2026	9	225.11	-	220.17	=	4.94	258	705	278	765
7	10/17/17	225	0				0	0	2026	9	225.11	-	225.11	=	0.00	258	705	278	765
8	10/31/17	225	0				0	0	2026	9	225.11	-	225.11	=	0.00	258	705	278	765
9	11/07/17	225	0	a225	a225	a225	675	675	2026	9	225.11	-	225.11	=	0.00	258	705	278	765
10	11/14/17	225	0				0	0	2026	9	225.11	-	225.11	=	0.00	258	705	278	765
11	11/21/17	225	0	274	208	199	681	681	2707	12	225.58	-	225.11	=	0.47	274	705	278	765
12	11/28/17	225	0				0	0	2707	12	225.58	-	225.58	=	0.00	274	705	278	765
13	12/05/17	225	0	163	227	126	516	516	3223	15	214.87	-	225.58	=	-10.72	274	705	278	765
14	12/12/17	214	0				0	0	3223	15	214.87	-	214.87	=	0.00	274	705	278	765
15	12/19/17	214	0				0	0	3223	15	214.87	-	214.87	=	0.00	274	705	278	765
16	01/09/18	214	5				0	0	3223	15	214.87	-	214.87	=	0.00	274	705	278	765

End of 1st part

<u><100</u>	<u>100's</u>	<u>125's</u>	<u>150's</u>	<u>175's</u>	<u>200's</u>	<u>225's</u>	<u>250's</u>	<u>275's</u>	<u>300's</u>
		1	1	3	3	5	2		
<u><400</u>	<u>400's</u>	<u>450's</u>	<u>500's</u>	<u>550's</u>	<u>600's</u>	<u>650's</u>	<u>700's</u>	<u>750's</u>	<u>800's</u>
			1		1	2	1		
			<u>Ave of Game 1</u>	<u>Ave of Game 2</u>	<u>Ave of Game 3</u>				
			216.40	231.60	196.60				

High game of **274** on week **11**
 Low game of **126** on week **13**

High series of **705** on week **6**
 Low series of **516** on week **13**

High average of **232.67** after bowling week **2**
 Low average of **214.87** after bowling week **13**

High Scores by Game

Game #1: **274** on week **11** Game #2: **258** on week **4** Game #3: **245** on week **2**

