

Note: This report includes information through January 9 which is Week 16 of 32

**Sung Lee's Bowling Record - Team 31: Red Devil**

Week No.	Bowling Date	Old Ave	Old HDCP	Score			Total	HDCP Total	Pins	Gms	---Average Change---			High Game	High Sers	HDCP Game	HDCP Sers		
				-1-	-2-	-3-					New	Old	---> +/-						
1	09/05/17	bk185	31	161	167	138	466	559	466	3	155.33	-	0.00	=	155.33	167	466	198	559
2	09/12/17	bk185	31	204	<b>246</b>	<b>201</b>	651	<b>744</b>	1117	6	186.17	-	155.33	=	<b>30.83</b>	246	651	277	744
3	09/19/17	bk185	31	189	<b>206</b>	160	555	648	1672	9	185.78	-	186.17	=	<b>-0.39</b>	246	651	277	744
4	09/26/17	185	31	158	<b>200</b>	<b>204</b>	562	<b>655</b>	2234	12	186.17	-	185.78	=	<b>0.39</b>	246	651	277	744
5	10/03/17	186	30	182	<b>223</b>	172	577	667	2811	15	187.40	-	186.17	=	<b>1.23</b>	246	651	277	744
6	10/10/17	187	29	a187	a187	a187	561	648	2811	15	187.40	-	187.40	=	<b>0.00</b>	246	651	277	744
7	10/17/17	187	29	<b>185</b>	<b>206</b>	167	558	<b>645</b>	3369	18	187.17	-	187.40	=	<b>-0.23</b>	246	651	277	744
8	10/31/17	187	29	<b>179</b>	150	176	505	592	3874	21	184.48	-	187.17	=	<b>-2.69</b>	246	651	277	744
9	11/07/17	184	32	148	<b>202</b>	<b>228</b>	578	<b>674</b>	4452	24	185.50	-	184.48	=	<b>1.02</b>	246	651	277	744
10	11/14/17	185	31	166	<b>177</b>	158	501	594	4953	27	183.44	-	185.50	=	<b>-2.06</b>	246	651	277	744
11	11/21/17	183	33	162	<b>222</b>	<b>246</b>	630	<b>729</b>	5583	30	186.10	-	183.44	=	<b>2.66</b>	246	651	279	744
12	11/28/17	186	30	<b>182</b>	176	196	554	644	6137	33	185.97	-	186.10	=	<b>-0.13</b>	246	651	279	744
13	12/05/17	185	31	153	150	<b>234</b>	537	630	6674	36	185.39	-	185.97	=	<b>-0.58</b>	246	651	279	744
14	12/12/17	185	31	132	<b>166</b>	<b>238</b>	536	629	7210	39	184.87	-	185.39	=	<b>-0.52</b>	246	651	279	744
15	12/19/17	184	32	163	<b>231</b>	<b>180</b>	574	<b>670</b>	7784	42	185.33	-	184.87	=	<b>0.46</b>	246	651	279	744
16	01/09/18	185	31	179	<b>191</b>	<b>160</b>	530	<b>623</b>	8314	45	184.76	-	185.33	=	<b>-0.58</b>	246	651	279	744

**End of 1st part**



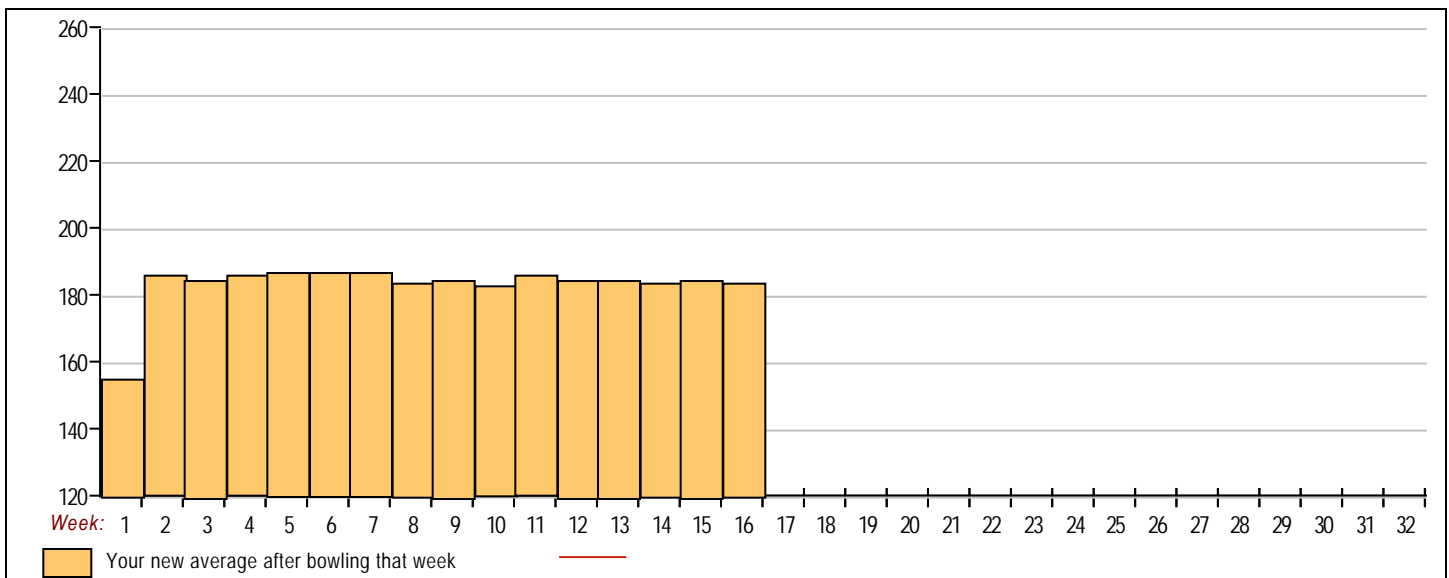
<u>&lt;100</u>	<u>100's</u>	<u>125's</u>	<u>150's</u>	<u>175's</u>	<u>200's</u>	<u>225's</u>	<u>250's</u>	<u>275's</u>	<u>300's</u>
		3	15	12	9	6			
<u>&lt;400</u>	<u>400's</u>	<u>450's</u>	<u>500's</u>	<u>550's</u>	<u>600's</u>	<u>650's</u>	<u>700's</u>	<u>750's</u>	<u>800's</u>
		1	5	7	1	1			

<u>Ave of Game 1</u>	<u>Ave of Game 2</u>	<u>Ave of Game 3</u>
169.53	194.20	190.53

High game of **246** on week **2**      High series of **651** on week **2**      High average of **187.40** after bowling week **5**  
 Low game of **132** on week **14**      Low series of **466** on week **1**      Low average of **155.33** after bowling week **1**

High Scores by Game

Game #1: **204** on week **2**    Game #2: **246** on week **2**    Game #3: **246** on week **11**



Note: This report includes information through January 9 which is Week 16 of 32

**Terry Cho's Bowling Record - Team 31: Red Devil**

Week No.	Bowling Date	Old Ave	Old HDCP	-1-	-2-	-3-	Total	HDCP Total	Pins	Gms	---Average Change---			High Game	High Sers	HDCP Game	HDCP Sers
											New	Old	---> +/-				
1	09/05/17	0	0				0	0	0	0		- 0.00 = 0.00	0	0			
2	09/12/17	0	0				0	0	0	0		- 0.00 = 0.00	0	0			
3	09/19/17	0	0				0	0	0	0		- 0.00 = 0.00	0	0			
4	09/26/17	0	0				0	0	0	0		- 0.00 = 0.00	0	0			
5	10/03/17	0	0				0	0	0	0		- 0.00 = 0.00	0	0			
6	10/10/17	0	0				0	0	0	0		- 0.00 = 0.00	0	0			
7	10/17/17	0	0				0	0	0	0		- 0.00 = 0.00	0	0			
8	10/31/17	0	0				0	0	0	0		- 0.00 = 0.00	0	0			
9	11/07/17	130	81	133	128	130	391	634	391	3	130.33	- 0.00 = 130.33	133	391			
10	11/14/17	158	55	145	209	204	558	723	949	6	158.17	- 130.33 = 27.83	209	558			
11	11/21/17	151	62	116	125	175	416	602	1365	9	151.67	- 158.17 = -6.50	209	558			
12	11/28/17	151	62	168	148	137	453	639	1818	12	151.50	- 151.67 = -0.17	209	558	230	639	
13	12/05/17	151	62	155	113	131	399	585	2217	15	147.80	- 151.50 = -3.70	209	558	230	639	
14	12/12/17	147	65	179	163	209	551	746	2768	18	153.78	- 147.80 = 5.98	209	558	274	746	
15	12/19/17	153	60	191	150	141	482	662	3250	21	154.76	- 153.78 = 0.98	209	558	274	746	
16	01/09/18	154	59	143	162	166	471	648	3721	24	155.04	- 154.76 = 0.28	209	558	274	746	

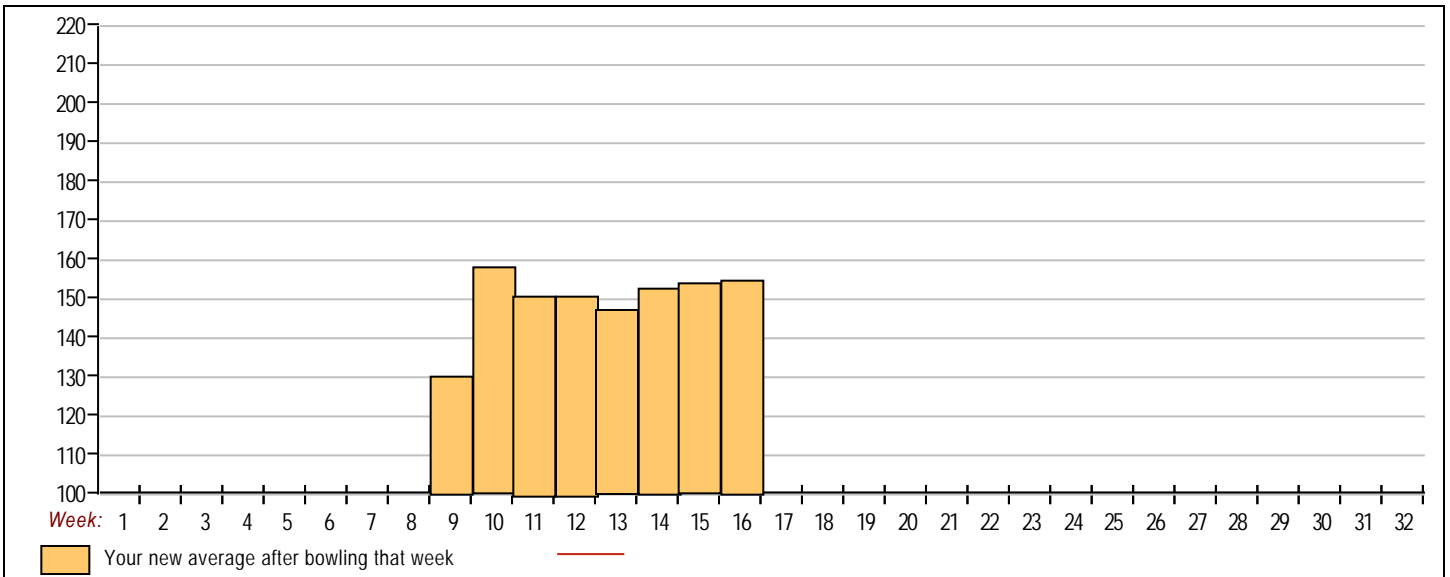
End of 1st part

<u>&lt;100</u>	<u>100's</u>	<u>125's</u>	<u>150's</u>	<u>175's</u>	<u>200's</u>	<u>225's</u>	<u>250's</u>	<u>275's</u>	<u>300's</u>
	2	10	6	3	3				
<u>&lt;400</u>	<u>400's</u>	<u>450's</u>	<u>500's</u>	<u>550's</u>	<u>600's</u>	<u>650's</u>	<u>700's</u>	<u>750's</u>	<u>800's</u>
2	1	3		2					
<u>Ave of Game 1</u>			<u>Ave of Game 2</u>			<u>Ave of Game 3</u>			
153.75			149.75			161.63			

High game of 209 on week 10      High series of 558 on week 10      High average of 158.17 after bowling week 10  
 Low game of 113 on week 13      Low series of 391 on week 9      Low average of 130.33 after bowling week 9

High Scores by Game

Game #1: 191 on week 15    Game #2: 209 on week 10    Game #3: 209 on week 14



Note: This report includes information through January 9 which is Week 16 of 32

**Willy Cho's Bowling Record - Team 31: Red Devil**

Week No.	Bowling Date	Old Ave	Old HDCP	Score			Total	HDCP Total	Pins	Gms	---Average Change---			High Game	High Sers	HDCP Game	HDCP Sers		
				-1-	-2-	-3-					New	Old	---> +/-						
1	09/05/17	bk204	14	267	200	247	714	756	714	3	238.00	-	0.00	=	238.00	267	714	281	756
2	09/12/17	bk204	14	215	190	259	664	706	1378	6	229.67	-	238.00	=	-8.33	267	714	281	756
3	09/19/17	bk204	14	205	193	190	588	630	1966	9	218.44	-	229.67	=	-11.22	267	714	281	756
4	09/26/17	218	1	202	194	222	618	621	2584	12	215.33	-	218.44	=	-3.11	267	714	281	756
5	10/03/17	215	4	171	216	172	559	571	3143	15	209.53	-	215.33	=	-5.80	267	714	281	756
6	10/10/17	209	9	156	203	231	590	617	3733	18	207.39	-	209.53	=	-2.14	267	714	281	756
7	10/17/17	207	11	187	202	189	578	611	4311	21	205.29	-	207.39	=	-2.10	267	714	281	756
8	10/31/17	205	13	199	184	183	566	605	4877	24	203.21	-	205.29	=	-2.08	267	714	281	756
9	11/07/17	203	15	235	218	237	690	735	5567	27	206.19	-	203.21	=	2.98	267	714	281	756
10	11/14/17	206	12	230	180	209	619	655	6186	30	206.20	-	206.19	=	0.01	267	714	281	756
11	11/21/17	206	12	181	185	247	613	649	6799	33	206.03	-	206.20	=	-0.17	267	714	281	756
12	11/28/17	206	12	207	203	205	615	651	7414	36	205.94	-	206.03	=	-0.09	267	714	281	756
13	12/05/17	205	13	257	253	183	693	732	8107	39	207.87	-	205.94	=	1.93	267	714	281	756
14	12/12/17	207	11	248	223	213	684	717	8791	42	209.31	-	207.87	=	1.44	267	714	281	756
15	12/19/17	209	9	237	235	152	624	651	9415	45	209.22	-	209.31	=	-0.09	267	714	281	756
16	01/09/18	209	9	211	226	141	578	605	9993	48	208.19	-	209.22	=	-1.03	267	714	281	756

**End of 1st part**



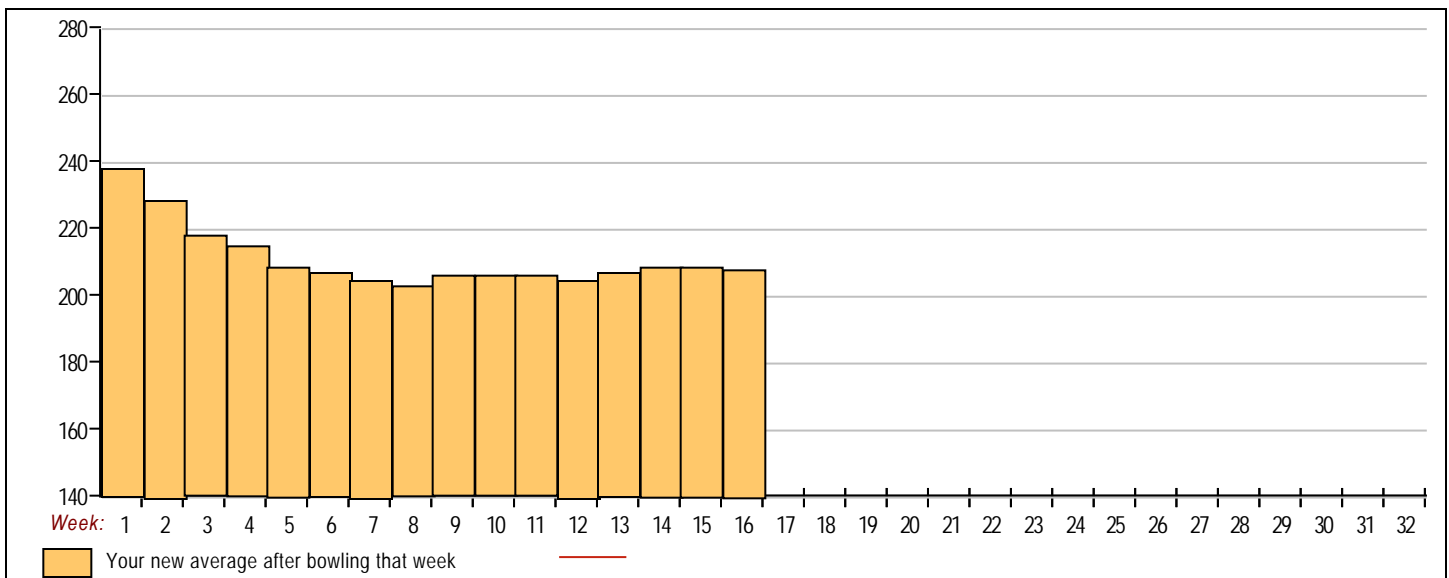
<u>&lt;100</u>	<u>100's</u>	<u>125's</u>	<u>150's</u>	<u>175's</u>	<u>200's</u>	<u>225's</u>	<u>250's</u>	<u>275's</u>	<u>300's</u>
		1	4	13	16	10	4		
<u>&lt;400</u>	<u>400's</u>	<u>450's</u>	<u>500's</u>	<u>550's</u>	<u>600's</u>	<u>650's</u>	<u>700's</u>	<u>750's</u>	<u>800's</u>
			6	5	4	1			

<u>Ave of Game 1</u>	<u>Ave of Game 2</u>	<u>Ave of Game 3</u>
213.00	206.56	205.00

High game of **267** on week **1**      High series of **714** on week **1**      High average of **238.00** after bowling week **1**  
 Low game of **141** on week **16**      Low series of **559** on week **5**      Low average of **203.21** after bowling week **8**

High Scores by Game

Game #1: **267** on week **1**    Game #2: **253** on week **13**    Game #3: **259** on week **2**



Note: This report includes information through January 9 which is Week 16 of 32

**Helio Quiros's Bowling Record - Team 31: Red Devil**

Week No.	Bowling Date	Old Ave	Old HDCP	-			Total	HDCP Total	Pins	Gms	---Average Change---			High Game	High Sers	HDCP Game	HDCP Sers		
				-1-	-2-	-3-					New	Old	---> +/-						
1	09/05/17	bk185	0				0	0	0	0	-	0.00	=	0.00	0	0			
2	09/12/17	bk185	0				0	0	0	0	-	0.00	=	0.00	0	0			
3	09/19/17	bk185	31	140	<b>243</b>	158	541	634	541	3	180.33	-	0.00	=	<b>180.33</b>	243	541	274	634
4	09/26/17	bk185	31	a185	a185	a185	555	648	541	3	180.33	-	180.33	=	0.00	243	541	274	634
5	10/03/17	bk185	31	<b>224</b>	<b>198</b>	<b>174</b>	596	<b>689</b>	1137	6	189.50	-	180.33	=	<b>9.17</b>	243	596	274	689
6	10/10/17	bk185	31	<b>216</b>	<b>204</b>	151	571	<b>664</b>	1708	9	189.78	-	189.50	=	<b>0.28</b>	243	596	274	689
7	10/17/17	189	27	142	179	203	524	605	2232	12	186.00	-	189.78	=	<b>-3.78</b>	243	596	274	689
8	10/31/17	186	30	a186	a186	a186	558	648	2232	12	186.00	-	186.00	=	0.00	243	596	274	689
9	11/07/17	186	0				0	0	2232	12	186.00	-	186.00	=	0.00	243	596	274	689
10	11/14/17	186	0				0	0	2232	12	186.00	-	186.00	=	0.00	243	596	274	689
11	11/21/17	186	0				0	0	2232	12	186.00	-	186.00	=	0.00	243	596	274	689
12	11/28/17	186	0				0	0	2232	12	186.00	-	186.00	=	0.00	243	596	274	689
13	12/05/17	186	0				0	0	2232	12	186.00	-	186.00	=	0.00	243	596	274	689
14	12/12/17	186	0				0	0	2232	12	186.00	-	186.00	=	0.00	243	596	274	689
15	12/19/17	186	0				0	0	2232	12	186.00	-	186.00	=	0.00	243	596	274	689
16	01/09/18	186	30				0	0	2232	12	186.00	-	186.00	=	0.00	243	596	274	689

**End of 1st part**

<u>&lt;100</u>	<u>100's</u>	<u>125's</u>	<u>150's</u>	<u>175's</u>	<u>200's</u>	<u>225's</u>	<u>250's</u>	<u>275's</u>	<u>300's</u>
		2	3	2	4	1			
<u>&lt;400</u>	<u>400's</u>	<u>450's</u>	<u>500's</u>	<u>550's</u>	<u>600's</u>	<u>650's</u>	<u>700's</u>	<u>750's</u>	<u>800's</u>
			2	2					

<u>Ave of Game 1</u>	<u>Ave of Game 2</u>	<u>Ave of Game 3</u>
180.50	206.00	171.50

High game of **243** on week **3**                      High series of **596** on week **5**                      High average of **189.78** after bowling week **6**  
 Low game of **140** on week **3**                      Low series of **524** on week **7**                      Low average of **180.33** after bowling week **3**

High Scores by Game

Game #1: **224** on week **5**    Game #2: **243** on week **3**    Game #3: **203** on week **7**

