

Note: This report includes information through January 9 which is Week 16 of 32

**Gar Truppelli's Bowling Record - Team 34: Honor**

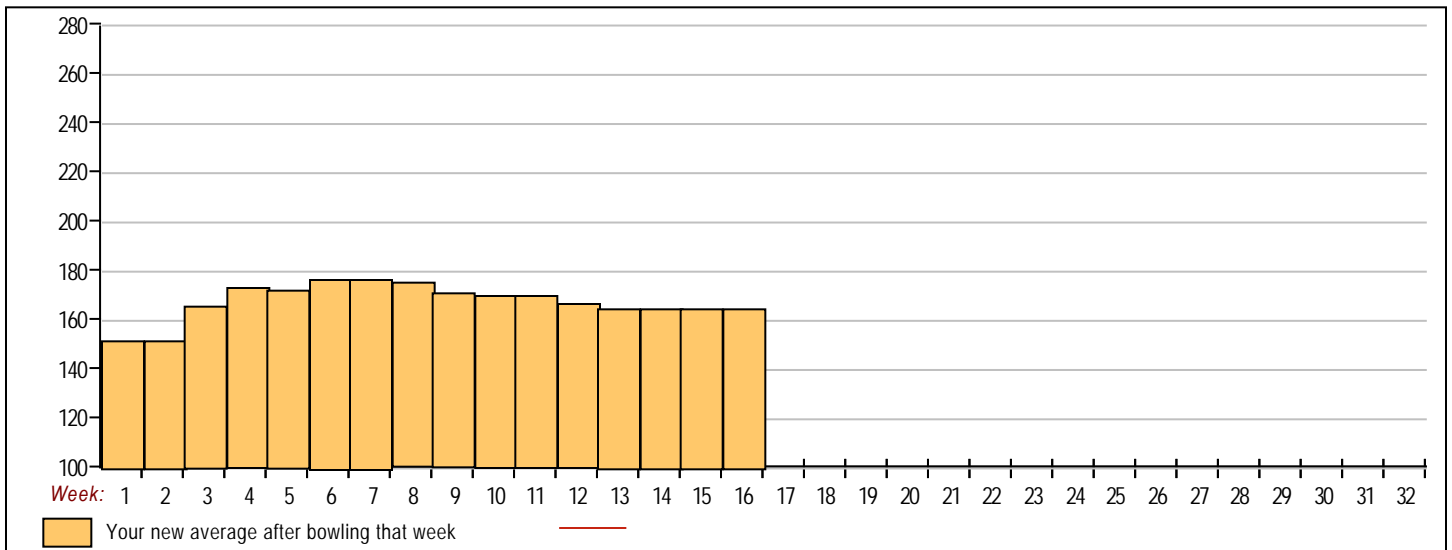
Week No.	Bowling Date	Old Ave	Old HDCP	-			Total	HDCP Total	Pins	Gms	---Average Change---			High Game	High Sers	HDCP Game	HDCP Sers		
				-1-	-2-	-3-					New	Old	---> +/-						
1	09/05/17	bk163	51	146	137	175	458	611	458	3	152.67	-	0.00	=	152.67	175	458	226	611
----- Week 2 was bowled after week 3 -----																			
2	09/12/17	bk163	<b>51</b>	<b>168</b>	<b>149</b>	<b>225</b>	<b>542</b>	<b>695</b>	458	3	152.67	-	0.00	=	152.67	225	542	276	695
----- Week 3 was bowled after week 4 -----																			
Scores were bowled after week 3 for weeks: 2																			
3	09/19/17	178	<b>37</b>	<b>161</b>	<b>153</b>	<b>160</b>	<b>474</b>	<b>585</b>	1000	6	166.67	-	0.00	=	166.67	225	542	276	695
Scores were bowled after week 4 for weeks: 3																			
4	09/26/17	bk163	51	179	167	<b>259</b>	605	<b>758</b>	2079	12	173.25	-	166.67	=	6.58	259	605	310	758
5	10/03/17	173	42	158	a173	a173	504	630	2237	13	172.08	-	173.25	=	-1.17	259	605	310	758
6	10/10/17	172	43	<b>156</b>	<b>266</b>	<b>173</b>	595	<b>724</b>	2832	16	177.00	-	172.08	=	4.92	266	605	310	758
7	10/17/17	177	38	a177	a177	a177	531	645	2832	16	177.00	-	177.00	=	0.00	266	605	310	758
8	10/31/17	177	38	<b>174</b>	198	125	497	611	3329	19	175.21	-	177.00	=	-1.79	266	605	310	758
9	11/07/17	175	40	137	123	180	440	560	3769	22	171.32	-	175.21	=	-3.89	266	605	310	758
10	11/14/17	171	44	198	160	146	504	636	4273	25	170.92	-	171.32	=	-0.40	266	605	310	758
11	11/21/17	170	45	146	<b>189</b>	165	500	635	4773	28	170.46	-	170.92	=	-0.46	266	605	310	758
12	11/28/17	170	45	149	136	119	404	539	5177	31	167.00	-	170.46	=	-3.46	266	605	310	758
13	12/05/17	167	47	143	146	146	435	576	5612	34	165.06	-	167.00	=	-1.94	266	605	310	758
14	12/12/17	165	49	<b>160</b>	190	172	522	<b>669</b>	6134	37	165.78	-	165.06	=	0.72	266	605	310	758
15	12/19/17	165	49	a165	a165	a165	495	642	6134	37	165.78	-	165.78	=	0.00	266	605	310	758
16	01/09/18	165	49	125	<b>205</b>	145	475	622	6609	40	165.23	-	165.78	=	-0.56	266	605	310	758

**End of 1st part**

<u>&lt;100</u>	<u>100's</u>	<u>125's</u>	<u>150's</u>	<u>175's</u>	<u>200's</u>	<u>225's</u>	<u>250's</u>	<u>275's</u>	<u>300's</u>
	2	14	13	7	1	1	2		
<u>&lt;400</u>	<u>400's</u>	<u>450's</u>	<u>500's</u>	<u>550's</u>	<u>600's</u>	<u>650's</u>	<u>700's</u>	<u>750's</u>	<u>800's</u>
	3	4	4	1	1				
			<u>Ave of Game 1</u>	<u>Ave of Game 2</u>	<u>Ave of Game 3</u>				
			157.14	170.69	168.46				

High game of **266** on week **6**                      High series of **605** on week **4**                      High average of **177.00** after bowling week **6**  
 Low game of **119** on week **12**                      Low series of **404** on week **12**                      Low average of **152.67** after bowling week **1**

High Scores by Game  
 Game #1: **198** on week **10** Game #2: **266** on week **6** Game #3: **259** on week **4**



Note: This report includes information through January 9 which is Week 16 of 32

**Shawn Ubaldo's Bowling Record - Team 34: Honor**

Week No.	Bowling Date	Old Ave	Old HDCP	-			Total	HDCP		Pins	Gms	---Average Change---			High Game	High Sers	HDCP Game	HDCP Sers	
				-1-	-2-	-3-		Total	Total			New - Old	--->	+/-					
1	09/05/17	bk184	0				0	0	0	0	-	0.00	=	0.00	0	0			
2	09/12/17	bk184	0				0	0	0	0	-	0.00	=	0.00	0	0			
3	09/19/17	bk184	0				0	0	0	0	-	0.00	=	0.00	0	0			
4	09/26/17	bk184	0				0	0	0	0	-	0.00	=	0.00	0	0			
5	10/03/17	bk184	0				0	0	0	0	-	0.00	=	0.00	0	0			
6	10/10/17	bk184	0				0	0	0	0	-	0.00	=	0.00	0	0			
7	10/17/17	bk184	0				0	0	0	0	-	0.00	=	0.00	0	0			
8	10/31/17	bk184	0				0	0	0	0	-	0.00	=	0.00	0	0			
9	11/07/17	bk184	0				0	0	0	0	-	0.00	=	0.00	0	0			
10	11/14/17	bk184	0				0	0	0	0	-	0.00	=	0.00	0	0			
11	11/21/17	bk184	0				0	0	0	0	-	0.00	=	0.00	0	0			
12	11/28/17	bk184	0				0	0	0	0	-	0.00	=	0.00	0	0			
13	12/05/17	bk184	32	167	150	<b>186</b>	503	599	503	3	167.67	-	0.00	=	167.67	186	503	218	599
14	12/12/17	bk184	32	158	<b>192</b>	<b>180</b>	530	<b>626</b>	1033	6	172.17	-	167.67	=	4.50	192	530	224	626
15	12/19/17	bk184	32	<b>224</b>	177	<b>216</b>	617	<b>713</b>	1650	9	183.33	-	172.17	=	11.17	224	617	256	713
16	01/09/18	183	33	<b>181</b>	180	<b>210</b>	571	<b>670</b>	2221	12	185.08	-	183.33	=	1.75	224	617	256	713

**End of 1st part**

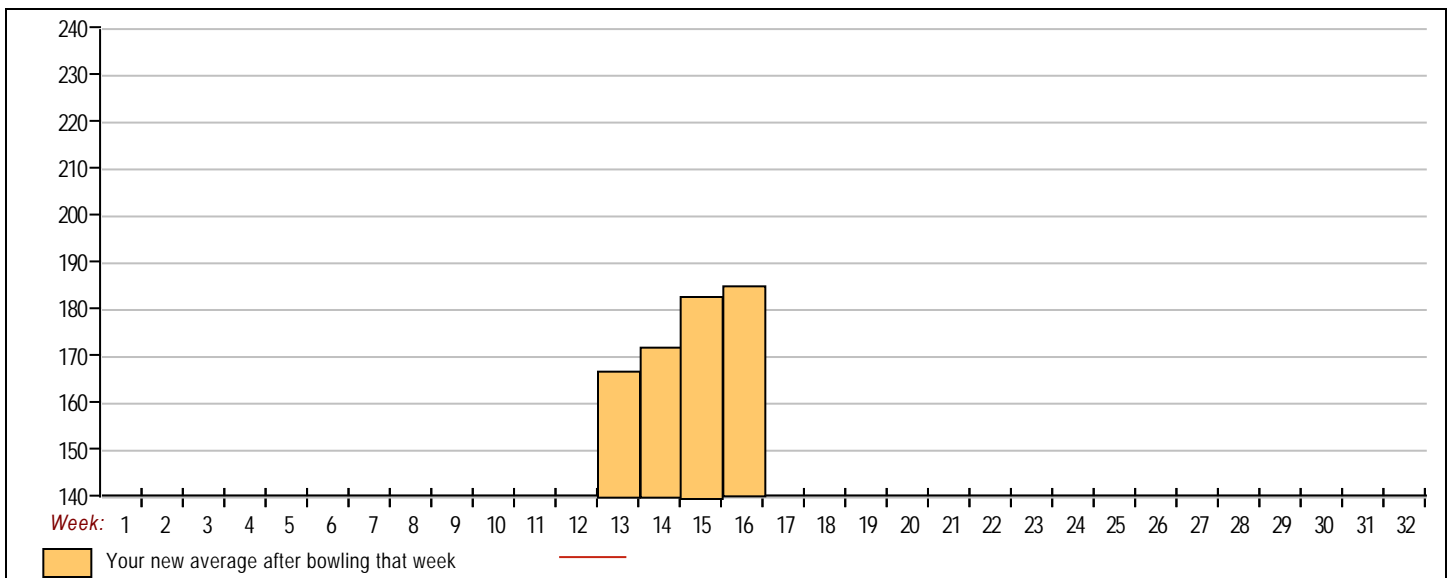
<u>&lt;100</u>	<u>100's</u>	<u>125's</u>	<u>150's</u>	<u>175's</u>	<u>200's</u>	<u>225's</u>	<u>250's</u>	<u>275's</u>	<u>300's</u>
			3	6	3				
<u>&lt;400</u>	<u>400's</u>	<u>450's</u>	<u>500's</u>	<u>550's</u>	<u>600's</u>	<u>650's</u>	<u>700's</u>	<u>750's</u>	<u>800's</u>
			2	1	1				

<u>Ave of Game 1</u>	<u>Ave of Game 2</u>	<u>Ave of Game 3</u>
182.50	174.75	198.00

High game of **224** on week **15**      High series of **617** on week **15**      High average of **185.08** after bowling week **16**  
 Low game of **150** on week **13**      Low series of **503** on week **13**      Low average of **167.67** after bowling week **13**

High Scores by Game

Game #1: **224** on week **15**    Game #2: **192** on week **14**    Game #3: **216** on week **15**



Note: This report includes information through January 9 which is Week 16 of 32

**Brian Connors's Bowling Record - Team 34: Honor**

Week No.	Bowling Date	Old Ave	Old HDCP	-1-	-2-	-3-	Total	HDCP Total	Pins	Gms	---Average Change---			High Game	High Sers	HDCP Game	HDCP Sers		
											New	Old	---> +/-						
1	09/05/17	bk165	0				0	0	0	0	-	0.00	=	0.00	0	0			
----- Week 2 was bowled after week 3 -----																			
2	09/12/17	bk165	49	155	212	150	517	664	0	0	-	0.00	=	0.00	212	517	261	664	
----- Week 3 was bowled after week 4 -----																			
Scores were bowled after week 3 for weeks: 2																			
3	09/19/17	bk165	49	179	125	201	505	652	517	3	172.33	-	0.00	=	172.33	212	517	261	664
Scores were bowled after week 4 for weeks: 3																			
4	09/26/17	bk165	49	127	127	174	428	575	1450	9	161.11	-	172.33	=	-11.22	212	517	261	664
5	10/03/17	161	53	147	133	174	454	613	1904	12	158.67	-	161.11	=	-2.44	212	517	261	664
6	10/10/17	158	55	113	167	208	488	653	2392	15	159.47	-	158.67	=	0.80	212	517	263	664
7	10/17/17	159	54	141	170	195	506	668	2898	18	161.00	-	159.47	=	1.53	212	517	263	668
8	10/31/17	161	53	145	175	162	482	641	3380	21	160.95	-	161.00	=	-0.05	212	517	263	668
9	11/07/17	160	54	215	181	164	560	722	3940	24	164.17	-	160.95	=	3.21	215	560	269	722
10	11/14/17	164	50	172	165	170	507	657	4447	27	164.70	-	164.17	=	0.54	215	560	269	722
11	11/21/17	164	50	172	161	171	504	654	4951	30	165.03	-	164.70	=	0.33	215	560	269	722
12	11/28/17	165	49	178	162	158	498	645	5449	33	165.12	-	165.03	=	0.09	215	560	269	722
13	12/05/17	165	49	157	198	180	535	682	5984	36	166.22	-	165.12	=	1.10	215	560	269	722
14	12/12/17	166	48	223	148	171	542	686	6526	39	167.33	-	166.22	=	1.11	223	560	271	722
15	12/19/17	167	47	193	161	148	502	643	7028	42	167.33	-	167.33	=	0.00	223	560	271	722
16	01/09/18	167	47	157	198	188	543	684	7571	45	168.24	-	167.33	=	0.91	223	560	271	722

**End of 1st part**

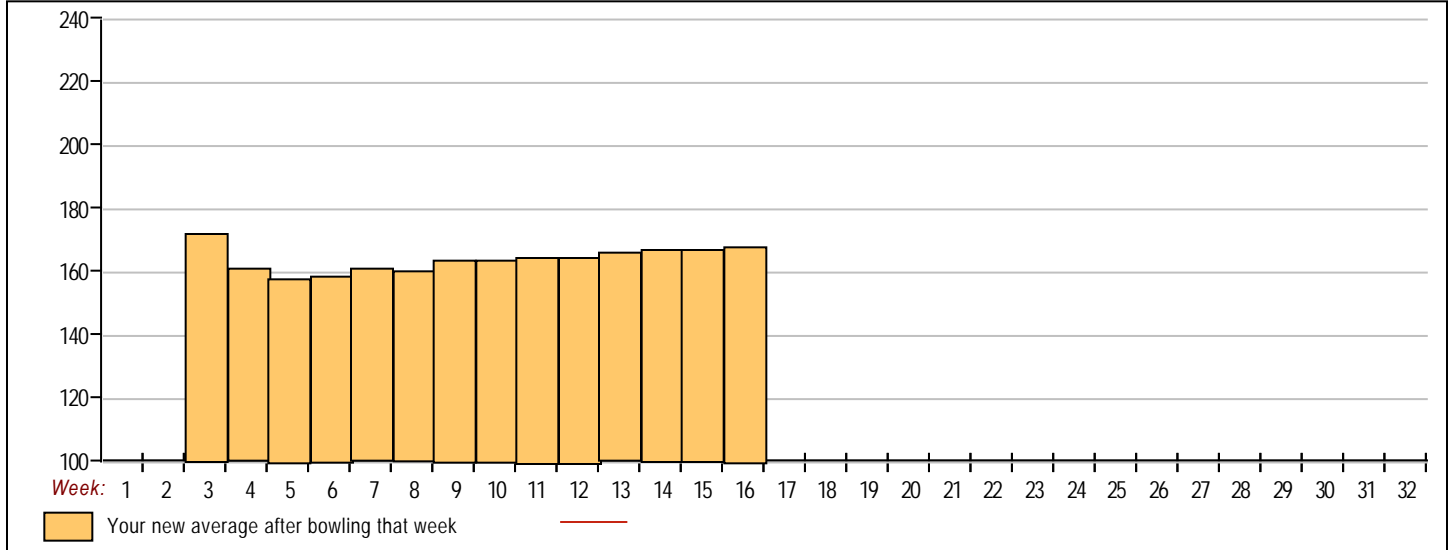


<u>&lt;100</u>	<u>100's</u>	<u>125's</u>	<u>150's</u>	<u>175's</u>	<u>200's</u>	<u>225's</u>	<u>250's</u>	<u>275's</u>	<u>300's</u>
	1	9	20	10	5				
<u>&lt;400</u>	<u>400's</u>	<u>450's</u>	<u>500's</u>	<u>550's</u>	<u>600's</u>	<u>650's</u>	<u>700's</u>	<u>750's</u>	<u>800's</u>
	1	4	9	1					

<u>Ave of Game 1</u>	<u>Ave of Game 2</u>	<u>Ave of Game 3</u>
164.93	165.53	174.27

High game of **223** on week **14**      High series of **560** on week **9**      High average of **172.33** after bowling week **3**  
 Low game of **113** on week **6**      Low series of **428** on week **4**      Low average of **158.67** after bowling week **5**

High Scores by Game  
 Game #1: **223** on week **14**    Game #2: **212** on week **2**    Game #3: **208** on week **6**



Note: This report includes information through January 9 which is Week 16 of 32

**Jim Thirtyacre's Bowling Record - Team 34: Honor**

Week No.	Bowling Date	Old Ave	Old HDCP	-			Total	HDCP Total	Pins	Gms	---Average Change---			High Game	High Sers	HDCP Game	HDCP Sers		
				-1-	-2-	-3-					New	Old	---> +/-						
1	09/05/17	bk156	57	197	163	147	507	678	507	3	169.00	-	0.00	=	169.00	197	507	254	678
----- Week 2 was bowled after week 3 -----																			
2	09/12/17	bk156	57	a156	a156	a156	420	591	507	3	169.00	-	0.00	=	169.00	197	507	254	678
----- Week 3 was bowled after week 4 -----																			
Scores were bowled after week 3 for weeks: 2																			
3	09/19/17	bk156	57	a156	a156	a156	420	591	507	3	169.00	-	0.00	=	169.00	197	507	254	678
Scores were bowled after week 4 for weeks: 3																			
4	09/26/17	bk156	57	a156	a156	a156	468	639	507	3	169.00	-	169.00	=	0.00	197	507	254	678
5	10/03/17	bk156	57	a156	a156	a156	468	639	507	3	169.00	-	169.00	=	0.00	197	507	254	678
6	10/10/17	bk156	57	a156	a156	a156	468	639	507	3	169.00	-	169.00	=	0.00	197	507	254	678
7	10/17/17	bk156	57	183	141	133	457	628	964	6	160.67	-	169.00	=	-8.33	197	507	254	678
8	10/31/17	bk156	57	a156	a156	a156	468	639	964	6	160.67	-	160.67	=	0.00	197	507	254	678
9	11/07/17	bk156	57	a156	a156	a156	468	639	964	6	160.67	-	160.67	=	0.00	197	507	254	678
10	11/14/17	bk156	57	144	151	142	437	608	1401	9	155.67	-	160.67	=	-5.00	197	507	254	678
11	11/21/17	155	58	a155	a155	a155	465	639	1401	9	155.67	-	155.67	=	0.00	197	507	254	678
12	11/28/17	155	58	a155	a155	a155	465	639	1401	9	155.67	-	155.67	=	0.00	197	507	254	678
13	12/05/17	155	0				0	0	1401	9	155.67	-	155.67	=	0.00	197	507	254	678
14	12/12/17	155	0				0	0	1401	9	155.67	-	155.67	=	0.00	197	507	254	678
15	12/19/17	155	0				0	0	1401	9	155.67	-	155.67	=	0.00	197	507	254	678
16	01/09/18	155	58				0	0	1401	9	155.67	-	155.67	=	0.00	197	507	254	678

**End of 1st part**

<u>&lt;100</u>	<u>100's</u>	<u>125's</u>	<u>150's</u>	<u>175's</u>	<u>200's</u>	<u>225's</u>	<u>250's</u>	<u>275's</u>	<u>300's</u>
		5	2	2					
<u>&lt;400</u>	<u>400's</u>	<u>450's</u>	<u>500's</u>	<u>550's</u>	<u>600's</u>	<u>650's</u>	<u>700's</u>	<u>750's</u>	<u>800's</u>
	1	1	1						
			<u>Ave of Game 1</u>	<u>Ave of Game 2</u>	<u>Ave of Game 3</u>				
			174.67	151.67	140.67				

High game of **197** on week **1**      High series of **507** on week **1**      High average of **169.00** after bowling week **1**  
 Low game of **133** on week **7**      Low series of **437** on week **10**      Low average of **155.67** after bowling week **10**

High Scores by Game  
 Game #1: **197** on week **1**    Game #2: **163** on week **1**    Game #3: **147** on week **1**

