

Note: This report includes information through January 9 which is Week 16 of 32

**Cheryl Frey's Bowling Record - Team 36: Team 36**

Week No.	Bowling Date	Old Ave	Old HDCP	-			Total	HDCP Total	Pins	Gms	---Average Change---			High Game	High Sers	HDCP Game	HDCP Sers		
				-1-	-2-	-3-					New	Old	---> +/-						
1	09/05/17	bk158	55	<b>179</b>	135	139	453	618	453	3	151.00	-	0.00	=	151.00	179	453	234	618
2	09/12/17	bk158	55	<b>192</b>	151	156	499	664	952	6	158.67	-	151.00	=	7.67	192	499	247	664
3	09/19/17	bk158	55	<b>142</b>	<b>168</b>	<b>159</b>	469	<b>634</b>	1421	9	157.89	-	158.67	=	-0.78	192	499	247	664
4	09/26/17	157	56	a157	a157	a157	471	639	1421	9	157.89	-	157.89	=	0.00	192	499	247	664
5	10/03/17	157	56	<b>196</b>	<b>135</b>	160	491	659	1912	12	159.33	-	157.89	=	1.44	196	499	252	664
6	10/10/17	159	54	a159	a159	a159	477	639	1912	12	159.33	-	159.33	=	0.00	196	499	252	664
7	10/17/17	159	54	135	<b>164</b>	121	420	582	2332	15	155.47	-	159.33	=	-3.87	196	499	252	664
8	10/31/17	155	58	133	<b>149</b>	<b>150</b>	432	606	2764	18	153.56	-	155.47	=	-1.91	196	499	252	664
9	11/07/17	153	0				0	0	2764	18	153.56	-	153.56	=	0.00	196	499	252	664
10	11/14/17	153	60	<b>148</b>	125	156	429	609	3193	21	152.05	-	153.56	=	-1.51	196	499	252	664
11	11/21/17	152	61	<b>146</b>	140	115	401	584	3594	24	149.75	-	152.05	=	-2.30	196	499	252	664
12	11/28/17	149	0				0	0	3594	24	149.75	-	149.75	=	0.00	196	499	252	664
13	12/05/17	149	63	115	<b>191</b>	126	432	621	4026	27	149.11	-	149.75	=	-0.64	196	499	254	664
14	12/12/17	149	63	132	145	<b>178</b>	455	644	4481	30	149.37	-	149.11	=	0.26	196	499	254	664
15	12/19/17	149	63	<b>162</b>	<b>167</b>	<b>181</b>	510	<b>699</b>	4991	33	151.24	-	149.37	=	1.88	196	510	254	699
16	01/09/18	151	62	138	133	<b>191</b>	462	<b>648</b>	5453	36	151.47	-	151.24	=	0.23	196	510	254	699

**End of 1st part**



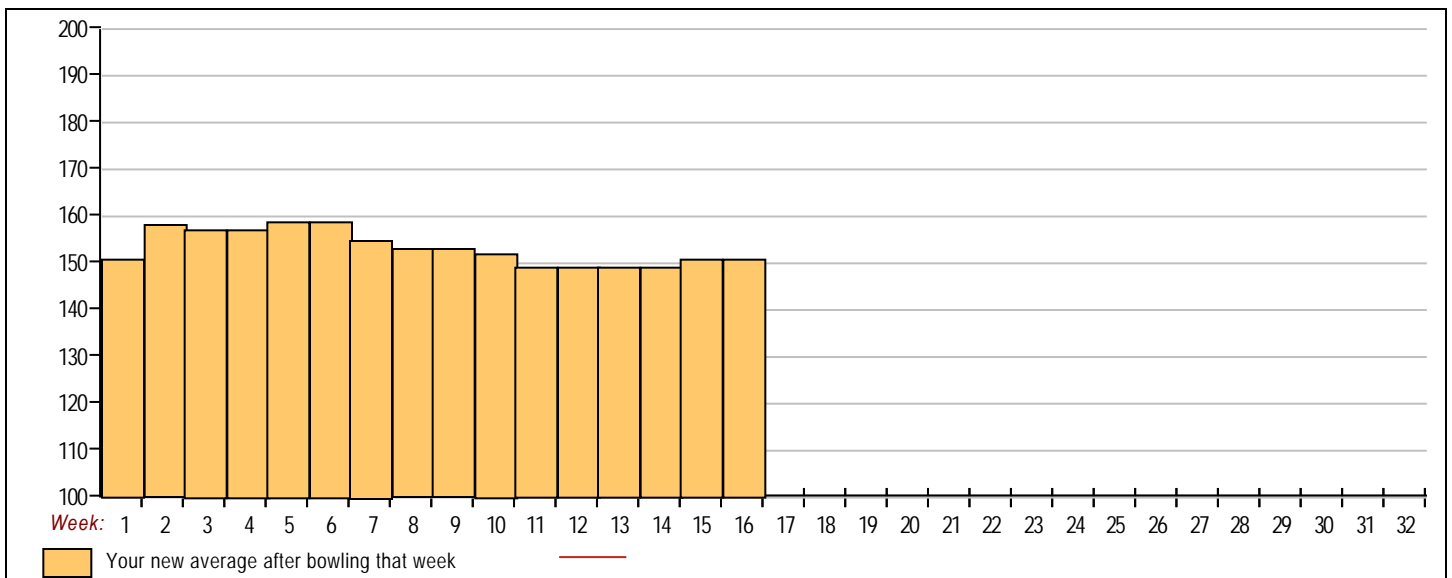
<u>&lt;100</u>	<u>100's</u>	<u>125's</u>	<u>150's</u>	<u>175's</u>	<u>200's</u>	<u>225's</u>	<u>250's</u>	<u>275's</u>	<u>300's</u>
	3	16	10	7					
<u>&lt;400</u>	<u>400's</u>	<u>450's</u>	<u>500's</u>	<u>550's</u>	<u>600's</u>	<u>650's</u>	<u>700's</u>	<u>750's</u>	<u>800's</u>
	5	6	1						

<u>Ave of Game 1</u>	<u>Ave of Game 2</u>	<u>Ave of Game 3</u>
151.50	150.25	152.67

High game of **196** on week **5**      High series of **510** on week **15**      High average of **159.33** after bowling week **5**  
 Low game of **115** on week **11**      Low series of **401** on week **11**      Low average of **149.11** after bowling week **13**

High Scores by Game

Game #1: **196** on week **5**    Game #2: **191** on week **13**    Game #3: **191** on week **16**



Note: This report includes information through January 9 which is Week 16 of 32

**Austin Carpenter's Bowling Record - Team 36: Team 36**

Week No.	Bowling Date	Old Ave	Old HDCP	-			Total	HDCP Total	Pins	Gms	---Average Change---			High Game	High Sers	HDCP Game	HDCP Sers		
				-1-	-2-	-3-					New - Old	--->	+/-						
1	09/05/17	bk155	0				0	0	0	0	-	0.00	=	0.00	0	0			
2	09/12/17	bk155	0				0	0	0	0	-	0.00	=	0.00	0	0			
3	09/19/17	bk155	0				0	0	0	0	-	0.00	=	0.00	0	0			
4	09/26/17	bk155	0				0	0	0	0	-	0.00	=	0.00	0	0			
5	10/03/17	bk155	0				0	0	0	0	-	0.00	=	0.00	0	0			
6	10/10/17	bk155	58	<b>199</b>	153	130	482	656	482	3	160.67	-	0.00	=	160.67	199	482	257	656
7	10/17/17	bk155	58	113	176	140	429	603	911	6	151.83	-	160.67	=	-8.83	199	482	257	656
8	10/31/17	bk155	58	a155	a155	a155	465	639	911	6	151.83	-	151.83	=	0.00	199	482	257	656
9	11/07/17	bk155	58	164	149	128	441	615	1352	9	150.22	-	151.83	=	-1.61	199	482	257	656
10	11/14/17	150	63	121	110	<b>161</b>	392	581	1744	12	145.33	-	150.22	=	-4.89	199	482	257	656
11	11/21/17	145	0				0	0	1744	12	145.33	-	145.33	=	0.00	199	482	257	656
12	11/28/17	145	67	<b>161</b>	<b>137</b>	<b>139</b>	437	<b>638</b>	2181	15	145.40	-	145.33	=	0.07	199	482	257	656
13	12/05/17	145	67	148	133	134	415	616	2596	18	144.22	-	145.40	=	-1.18	199	482	257	656
14	12/12/17	145	0				0	0	2596	18	144.22	-	144.22	=	0.00	199	482	257	656
15	12/19/17	145	0				0	0	2596	18	144.22	-	144.22	=	0.00	199	482	257	656
16	01/09/18	145	67	<b>174</b>	<b>180</b>	<b>224</b>	578	<b>779</b>	3174	21	151.14	-	144.22	=	6.92	224	578	291	779

**End of 1st part**



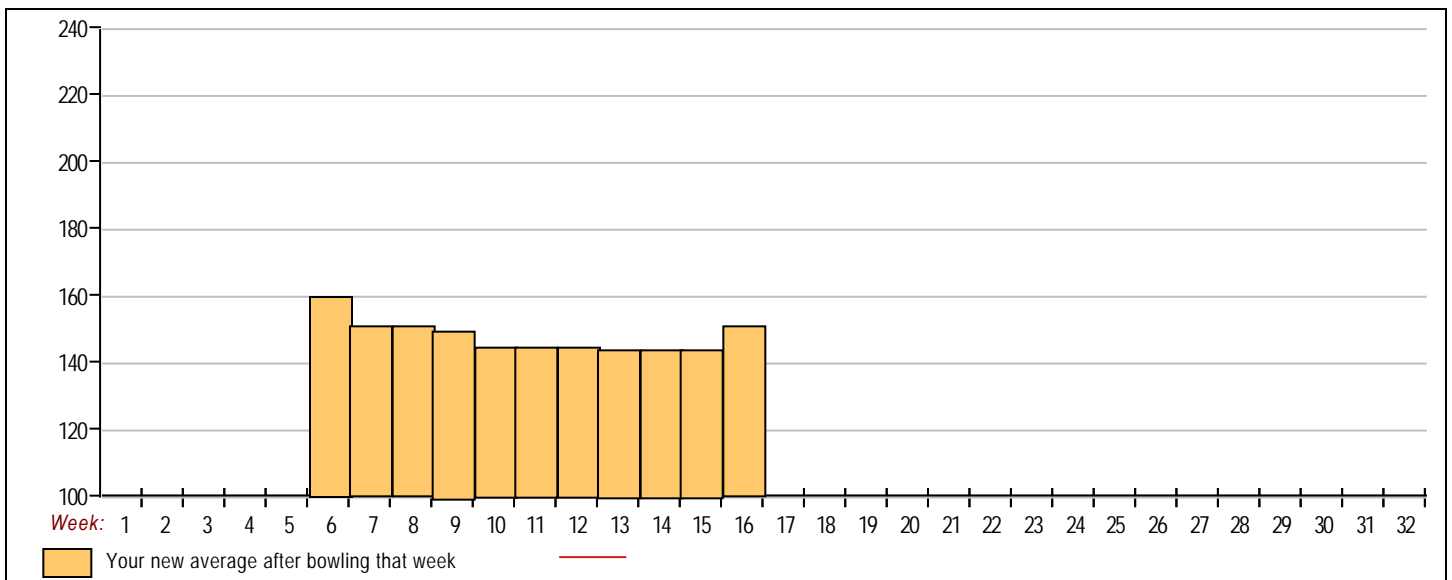
<u>&lt;100</u>	<u>100's</u>	<u>125's</u>	<u>150's</u>	<u>175's</u>	<u>200's</u>	<u>225's</u>	<u>250's</u>	<u>275's</u>	<u>300's</u>
	3	9	5	3	1				
<u>&lt;400</u>	<u>400's</u>	<u>450's</u>	<u>500's</u>	<u>550's</u>	<u>600's</u>	<u>650's</u>	<u>700's</u>	<u>750's</u>	<u>800's</u>
1	4	1		1					

<u>Ave of Game 1</u>	<u>Ave of Game 2</u>	<u>Ave of Game 3</u>
154.29	148.29	150.86

High game of **224** on week **16**      High series of **578** on week **16**      High average of **160.67** after bowling week **6**  
 Low game of **110** on week **10**      Low series of **392** on week **10**      Low average of **144.22** after bowling week **13**

High Scores by Game

Game #1: **199** on week **6**   Game #2: **180** on week **16**   Game #3: **224** on week **16**



Note: This report includes information through January 9 which is Week 16 of 32

**Yoon Park's Bowling Record - Team 36: Team 36**

Week No.	Bowling Date	Old Ave	Old HDCP	-			Total	HDCP Total	Pins	Gms	---Average Change---			High Game	High Sers	HDCP Game	HDCP Sers		
				-1-	-2-	-3-					New - Old	--->	+/-						
1	09/05/17	bk175	0				0	0	0	0	-	0.00	=	0.00	0	0			
2	09/12/17	bk175	0				0	0	0	0	-	0.00	=	0.00	0	0			
3	09/19/17	bk175	0				0	0	0	0	-	0.00	=	0.00	0	0			
4	09/26/17	bk175	0				0	0	0	0	-	0.00	=	0.00	0	0			
5	10/03/17	bk175	0				0	0	0	0	-	0.00	=	0.00	0	0			
6	10/10/17	bk175	0				0	0	0	0	-	0.00	=	0.00	0	0			
7	10/17/17	bk175	0				0	0	0	0	-	0.00	=	0.00	0	0			
8	10/31/17	bk175	0				0	0	0	0	-	0.00	=	0.00	0	0			
9	11/07/17	bk175	0				0	0	0	0	-	0.00	=	0.00	0	0			
10	11/14/17	bk175	0				0	0	0	0	-	0.00	=	0.00	0	0			
11	11/21/17	bk175	0				0	0	0	0	-	0.00	=	0.00	0	0			
12	11/28/17	bk175	0				0	0	0	0	-	0.00	=	0.00	0	0			
13	12/05/17	bk175	0				0	0	0	0	-	0.00	=	0.00	0	0			
14	12/12/17	bk175	0				0	0	0	0	-	0.00	=	0.00	0	0			
15	12/19/17	bk175	0				0	0	0	0	-	0.00	=	0.00	0	0			
16	01/09/18	bk175	40	223	152	172	547	667	547	3	182.33	-	0.00	=	182.33	223	547	263	667

End of 1st part

<u>&lt;100</u>	<u>100's</u>	<u>125's</u>	<u>150's</u>	<u>175's</u>	<u>200's</u>	<u>225's</u>	<u>250's</u>	<u>275's</u>	<u>300's</u>
			2		1				
<u>&lt;400</u>	<u>400's</u>	<u>450's</u>	<u>500's</u>	<u>550's</u>	<u>600's</u>	<u>650's</u>	<u>700's</u>	<u>750's</u>	<u>800's</u>
			1						
			<u>Ave of Game 1</u>	<u>Ave of Game 2</u>	<u>Ave of Game 3</u>				
			223.00	152.00	172.00				

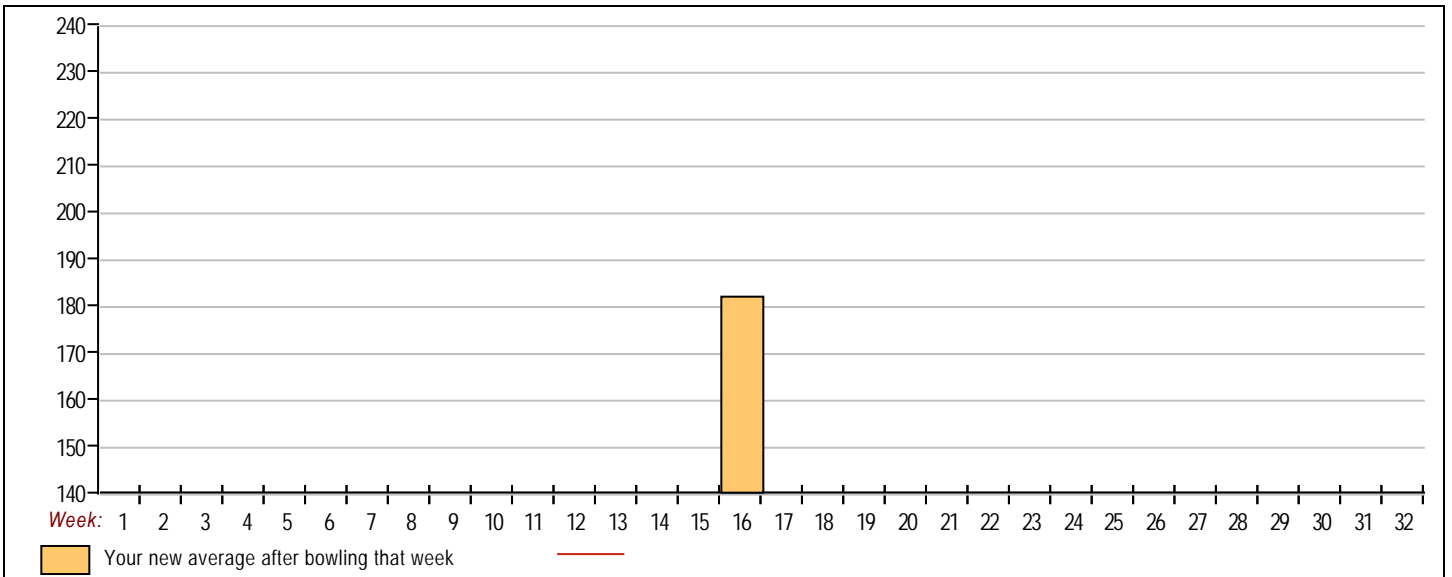
High game of 223 on week 16  
Low game of 152 on week 16

High series of 547 on week 16  
Low series of 547 on week 16

High average of 182.33 after bowling week 16  
Low average of 182.33 after bowling week 16

High Scores by Game

Game #1: 223 on week 16 Game #2: 152 on week 16 Game #3: 172 on week 16



Note: This report includes information through January 9 which is Week 16 of 32

**Dennis Wong's Bowling Record - Team 36: Team 36**

Week No.	Bowling Date	Old Ave	Old HDCP	Series			Total	HDCP Total	Pins	Gms	---Average Change---			High Game	High Sers	HDCP Game	HDCP Sers		
				-1-	-2-	-3-					New - Old	---> +/-							
1	09/05/17	bk167	0				0	0	0	0	-	0.00	=	0.00	0	0			
2	09/12/17	bk167	47	125	124	148	397	538	397	3	132.33	-	0.00	=	132.33	148	397	195	538
3	09/19/17	bk167	47	135	186	176	497	638	894	6	149.00	-	132.33	=	16.67	186	497	233	638
4	09/26/17	bk167	47	<b>172</b>	<b>161</b>	156	489	<b>630</b>	1383	9	153.67	-	149.00	=	4.67	186	497	233	638
5	10/03/17	157	56	a157	a157	a157	471	639	1383	9	153.67	-	153.67	=	0.00	186	497	233	638
6	10/10/17	157	0				0	0	1383	9	153.67	-	153.67	=	0.00	186	497	233	638
7	10/17/17	157	0				0	0	1383	9	153.67	-	153.67	=	0.00	186	497	233	638
8	10/31/17	157	0				0	0	1383	9	153.67	-	153.67	=	0.00	186	497	233	638
9	11/07/17	157	56	<b>136</b>	<b>167</b>	<b>179</b>	482	<b>650</b>	1865	12	155.42	-	153.67	=	1.75	186	497	235	650
10	11/14/17	157	0				0	0	1865	12	155.42	-	155.42	=	0.00	186	497	235	650
11	11/21/17	157	56	<del>147</del>	137	<b>192</b>	446	614	2311	15	154.07	-	155.42	=	-1.35	192	497	248	650
12	11/28/17	157	56	147	140	144	431	599	2742	18	152.33	-	154.07	=	-1.73	192	497	248	650
13	12/05/17	157	0				0	0	2742	18	152.33	-	152.33	=	0.00	192	497	248	650
14	12/12/17	157	56	146	179	164	489	657	3231	21	153.86	-	152.33	=	1.52	192	497	248	657
15	12/19/17	157	56	<b>181</b>	140	<b>158</b>	479	<b>647</b>	3710	24	154.58	-	153.86	=	0.73	192	497	248	657
16	01/09/18	157	56				0	0	3710	24	154.58	-	154.58	=	0.00	192	497	248	657

**End of 1st part**

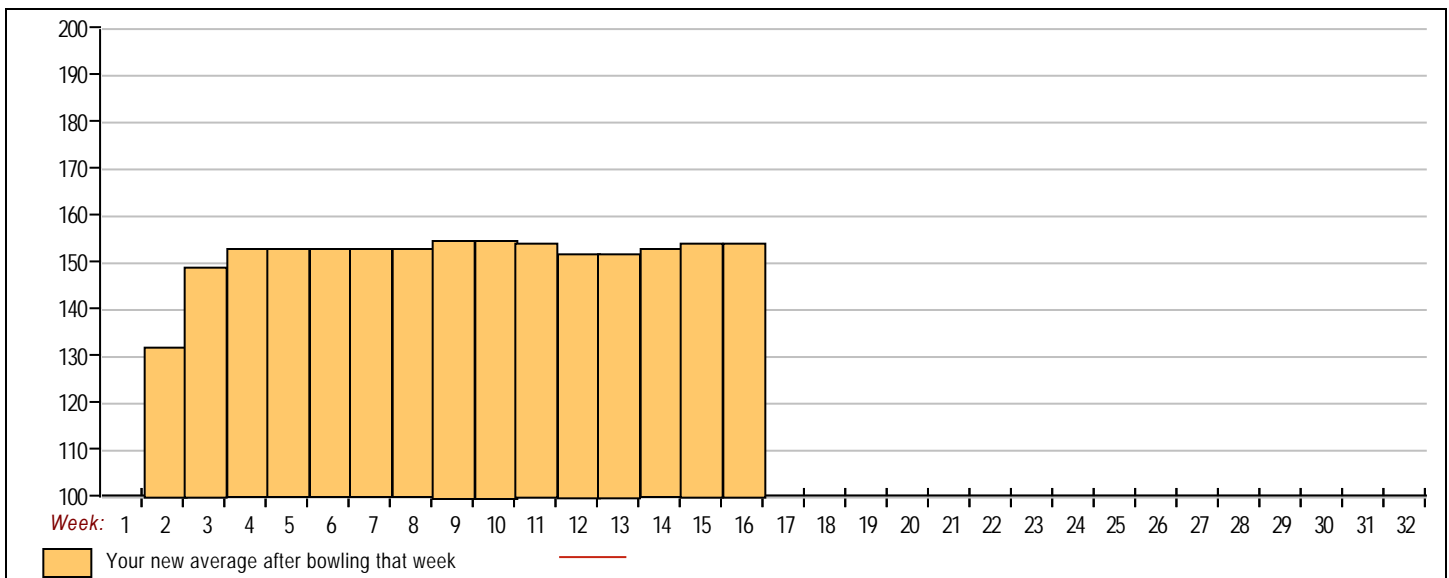
<u>&lt;100</u>	<u>100's</u>	<u>125's</u>	<u>150's</u>	<u>175's</u>	<u>200's</u>	<u>225's</u>	<u>250's</u>	<u>275's</u>	<u>300's</u>
	2	10	6	6					
<u>&lt;400</u>	<u>400's</u>	<u>450's</u>	<u>500's</u>	<u>550's</u>	<u>600's</u>	<u>650's</u>	<u>700's</u>	<u>750's</u>	<u>800's</u>
1	2	5							

<u>Ave of Game 1</u>	<u>Ave of Game 2</u>	<u>Ave of Game 3</u>
144.88	154.25	164.63

High game of **192** on week **11**      High series of **497** on week **3**      High average of **155.42** after bowling week **9**  
 Low game of **117** on week **11**      Low series of **397** on week **2**      Low average of **132.33** after bowling week **2**

High Scores by Game

Game #1: **181** on week **15**   Game #2: **186** on week **3**   Game #3: **192** on week **11**



Note: This report includes information through January 9 which is Week 16 of 32

**Marlena Wong's Bowling Record - Team 36: Team 36**

Week No.	Bowling Date	Old Ave	Old HDCP	-			Total	HDCP Total	Pins	Gms	---Average Change---			High Game	High Sers	HDCP Game	HDCP Sers		
				-1-	-2-	-3-					New	Old	---> +/-						
1	09/05/17	bk164	50	149	142	<b>189</b>	480	630	480	3	160.00	-	0.00	=	160.00	189	480	239	630
2	09/12/17	bk164	50	154	132	134	420	570	900	6	150.00	-	160.00	=	-10.00	189	480	239	630
3	09/19/17	bk164	50	162	156	162	480	630	1380	9	153.33	-	150.00	=	3.33	189	480	239	630
4	09/26/17	154	59	<b>210</b>	<b>171</b>	<b>183</b>	564	<b>741</b>	1944	12	162.00	-	153.33	=	8.67	210	564	269	741
5	10/03/17	162	52	<b>168</b>	<b>160</b>	149	477	<b>633</b>	2421	15	161.40	-	162.00	=	-0.60	210	564	269	741
6	10/10/17	161	53	<b>178</b>	164	<b>188</b>	530	<b>689</b>	2951	18	163.94	-	161.40	=	2.54	210	564	269	741
7	10/17/17	163	51	<b>163</b>	147	<b>176</b>	486	<b>639</b>	3437	21	163.67	-	163.94	=	-0.28	210	564	269	741
8	10/31/17	163	51	144	169	124	437	590	3874	24	161.42	-	163.67	=	-2.25	210	564	269	741
9	11/07/17	161	53	<b>169</b>	146	139	454	<b>613</b>	4328	27	160.30	-	161.42	=	-1.12	210	564	269	741
10	11/14/17	160	54	<b>165</b>	<b>204</b>	<b>181</b>	550	<b>712</b>	4878	30	162.60	-	160.30	=	2.30	210	564	269	741
11	11/21/17	162	52	<b>172</b>	149	<b>190</b>	511	<b>667</b>	5389	33	163.30	-	162.60	=	0.70	210	564	269	741
12	11/28/17	163	51	178	148	156	482	635	5871	36	163.08	-	163.30	=	-0.22	210	564	269	741
13	12/05/17	163	51	<b>176</b>	160	<b>147</b>	483	<b>636</b>	6354	39	162.92	-	163.08	=	-0.16	210	564	269	741
14	12/12/17	162	52	172	168	178	518	674	6872	42	163.62	-	162.92	=	0.70	210	564	269	741
15	12/19/17	163	51	<b>145</b>	172	156	473	626	7345	45	163.22	-	163.62	=	-0.40	210	564	269	741
16	01/09/18	163	51				0	0	7345	45	163.22	-	163.22	=	0.00	210	564	269	741

**End of 1st part**

<u>&lt;100</u>	<u>100's</u>	<u>125's</u>	<u>150's</u>	<u>175's</u>	<u>200's</u>	<u>225's</u>	<u>250's</u>	<u>275's</u>	<u>300's</u>
	1	13	19	10	2				
<u>&lt;400</u>	<u>400's</u>	<u>450's</u>	<u>500's</u>	<u>550's</u>	<u>600's</u>	<u>650's</u>	<u>700's</u>	<u>750's</u>	<u>800's</u>
	2	8	3	2					
<u>Ave of Game 1</u>			<u>Ave of Game 2</u>			<u>Ave of Game 3</u>			
167.00			159.20			163.47			

High game of **210** on week **4**      High series of **564** on week **4**      High average of **163.94** after bowling week **6**  
 Low game of **124** on week **8**      Low series of **420** on week **2**      Low average of **150.00** after bowling week **2**

High Scores by Game

Game #1: **210** on week **4**    Game #2: **204** on week **10**    Game #3: **190** on week **11**

