

Note: This report includes information through January 9 which is Week 16 of 32

Ve Truong's Bowling Record - Team 38: Oh Really

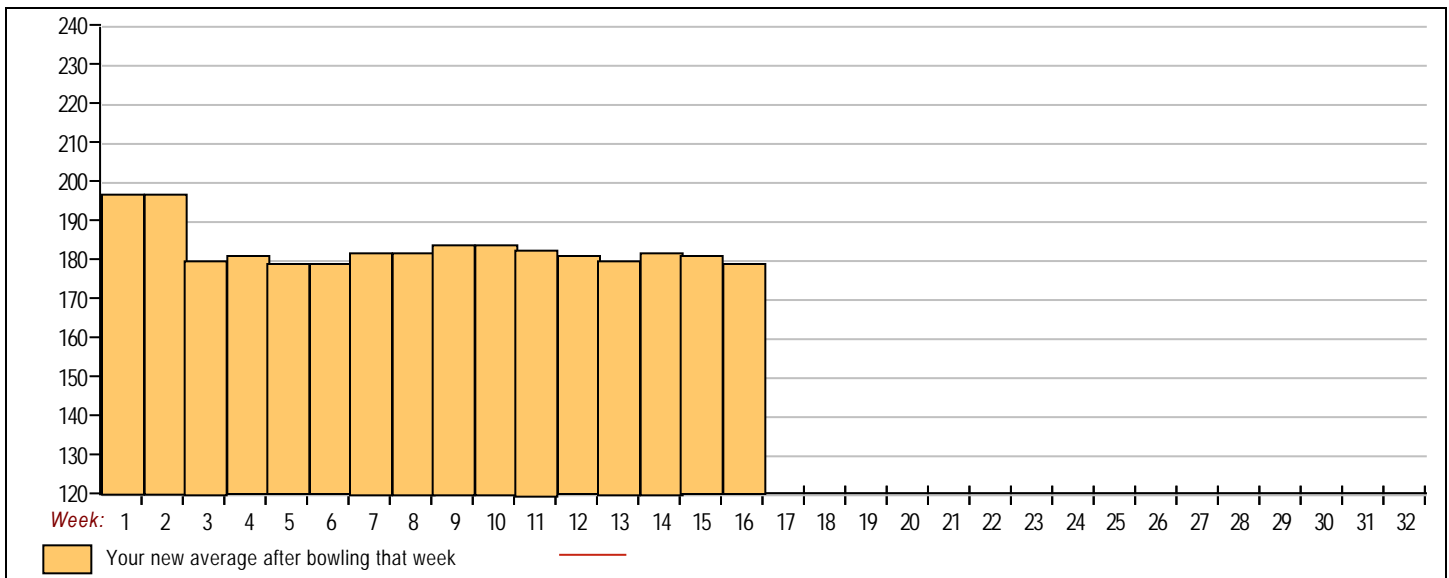
Week No.	Bowling Date	Old Ave	Old HDCP	-			Total	HDCP Total	Pins	Gms	---Average Change---			High Game	High Sers	HDCP Game	HDCP Sers		
				-1-	-2-	-3-					New	Old	---> +/-						
1	09/05/17	bk178	37	201	188	203	592	703	592	3	197.33	-	0.00	=	197.33	203	592	240	703
2	09/12/17	bk178	37	a178	a178	a178	534	645	592	3	197.33	-	197.33	=	0.00	203	592	240	703
3	09/19/17	bk178	37	150	170	170	490	601	1082	6	180.33	-	197.33	=	-17.00	203	592	240	703
4	09/26/17	bk178	37	214	157	177	548	659	1630	9	181.11	-	180.33	=	0.78	214	592	251	703
5	10/03/17	181	35	149	183	188	520	625	2150	12	179.17	-	181.11	=	-1.94	214	592	251	703
6	10/10/17	179	36	163	166	213	542	650	2692	15	179.47	-	179.17	=	0.30	214	592	251	703
7	10/17/17	179	36	176	185	235	596	704	3288	18	182.67	-	179.47	=	3.20	235	596	271	704
8	10/31/17	182	34	194	195	163	552	654	3840	21	182.86	-	182.67	=	0.19	235	596	271	704
9	11/07/17	182	34	174	196	215	585	687	4425	24	184.38	-	182.86	=	1.52	235	596	271	704
----- Week 10 was bowled after week 11 -----																			
10	11/14/17	184	32	169	190	157	516	612	4425	24	184.38	-	0.00	=	184.38	235	596	271	704
Scores were bowled after week 11 for weeks: 10																			
11	11/21/17	184	32	163	235	168	566	662	5507	30	183.57	-	184.38	=	-0.81	235	596	271	704
12	11/28/17	183	33	157	177	163	497	596	6004	33	181.94	-	183.57	=	-1.63	235	596	271	704
13	12/05/17	181	35	181	170	136	487	592	6491	36	180.31	-	181.94	=	-1.63	235	596	271	704
14	12/12/17	180	36	212	214	183	609	717	7100	39	182.05	-	180.31	=	1.75	235	609	271	717
15	12/19/17	182	34	201	191	150	542	644	7642	42	181.95	-	182.05	=	-0.10	235	609	271	717
16	01/09/18	181	35	152	159	144	455	560	8097	45	179.93	-	181.95	=	-2.02	235	609	271	717

End of 1st part

<u><100</u>	<u>100's</u>	<u>125's</u>	<u>150's</u>	<u>175's</u>	<u>200's</u>	<u>225's</u>	<u>250's</u>	<u>275's</u>	<u>300's</u>
		3	18	14	8	2			
<u><400</u>	<u>400's</u>	<u>450's</u>	<u>500's</u>	<u>550's</u>	<u>600's</u>	<u>650's</u>	<u>700's</u>	<u>750's</u>	<u>800's</u>
		4	5	5	1				
<u>Ave of Game 1</u>			<u>Ave of Game 2</u>			<u>Ave of Game 3</u>			
177.07			185.07			177.67			

High game of **235** on week **7** High series of **609** on week **14** High average of **197.33** after bowling week **1**
 Low game of **136** on week **13** Low series of **455** on week **16** Low average of **179.17** after bowling week **5**

High Scores by Game
 Game #1: **214** on week **4** Game #2: **235** on week **11** Game #3: **235** on week **7**



Note: This report includes information through January 9 which is Week 16 of 32

Joey Ngo's Bowling Record - Team 38: Oh Really

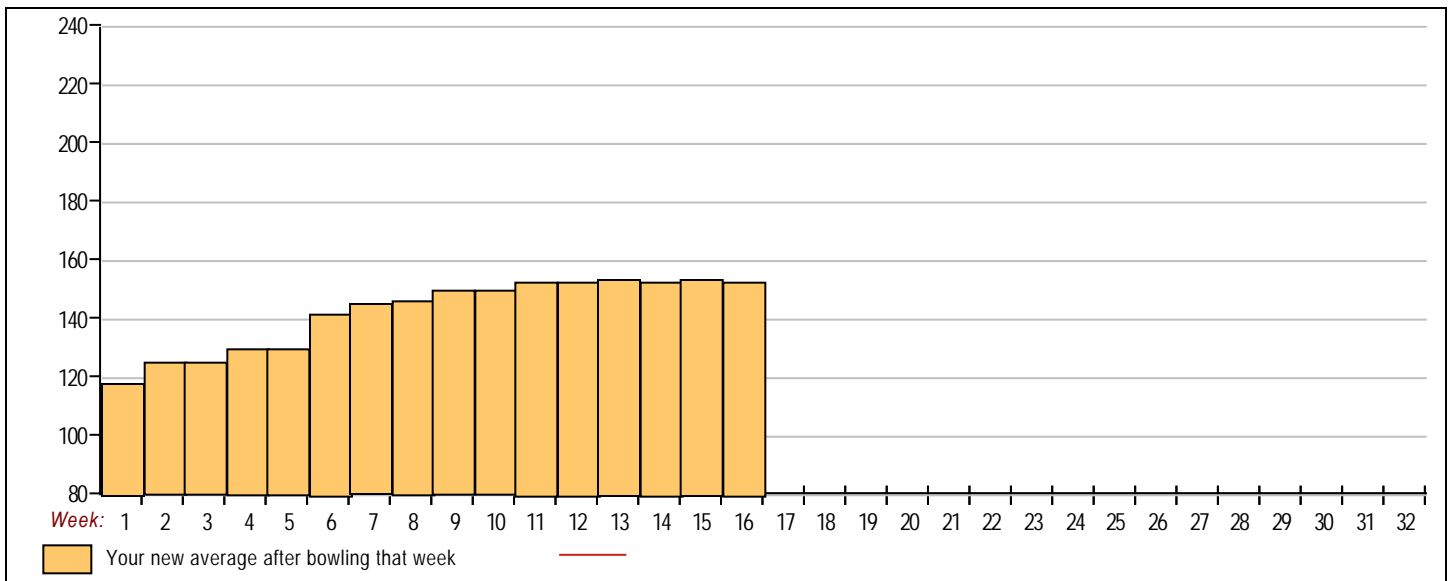
Week No.	Bowling Date	Old Ave	Old HDCP	-			Total	HDCP Total	Pins	Gms	---Average Change---			High Game	High Sers	HDCP Game	HDCP Sers		
				-1-	-2-	-3-					New - Old	--->	+/-						
1	09/05/17	bk146	66	120	143	91	354	552	354	3	118.00	-	0.00	=	118.00	143	354	209	552
2	09/12/17	bk146	66	161	104	136	401	599	755	6	125.83	-	118.00	=	7.83	161	401	227	599
3	09/19/17	bk146	66	a146	a146	a146	438	636	755	6	125.83	-	125.83	=	0.00	161	401	227	599
4	09/26/17	bk146	66	140	156	123	419	617	1174	9	130.44	-	125.83	=	4.61	161	419	227	617
5	10/03/17	136	75	a136	a136	a136	408	633	1174	9	130.44	-	130.44	=	0.00	161	419	227	617
6	10/10/17	136	75	164	220	148	532	757	1706	12	142.17	-	130.44	=	11.72	220	532	295	757
7	10/17/17	142	70	138	175	163	476	686	2182	15	145.47	-	142.17	=	3.30	220	532	295	757
8	10/31/17	145	67	138	161	163	462	663	2644	18	146.89	-	145.47	=	1.42	220	532	295	757
9	11/07/17	146	66	212	167	146	525	723	3169	21	150.90	-	146.89	=	4.02	220	532	295	757
----- Week 10 was bowled after week 11 -----																			
10	11/14/17	152	61	157	137	196	490	673	3169	21	150.90	-	0.00	=	150.90	220	532	295	757
Scores were bowled after week 11 for weeks: 10																			
11	11/21/17	150	63	130	184	180	494	683	4153	27	153.81	-	150.90	=	2.91	220	532	295	757
12	11/28/17	153	60	164	137	162	463	643	4616	30	153.87	-	153.81	=	0.05	220	532	295	757
13	12/05/17	153	60	168	148	168	484	664	5100	33	154.55	-	153.87	=	0.68	220	532	295	757
14	12/12/17	154	59	117	134	160	411	588	5511	36	153.08	-	154.55	=	-1.46	220	532	295	757
15	12/19/17	153	60	179	151	180	510	690	6021	39	154.38	-	153.08	=	1.30	220	532	295	757
16	01/09/18	154	59	128	116	166	410	587	6431	42	153.12	-	154.38	=	-1.27	220	532	295	757

End of 1st part

<u><100</u>	<u>100's</u>	<u>125's</u>	<u>150's</u>	<u>175's</u>	<u>200's</u>	<u>225's</u>	<u>250's</u>	<u>275's</u>	<u>300's</u>
1	5	13	15	6	2				
<u><400</u>	<u>400's</u>	<u>450's</u>	<u>500's</u>	<u>550's</u>	<u>600's</u>	<u>650's</u>	<u>700's</u>	<u>750's</u>	<u>800's</u>
1	4	6	3						
<u>Ave of Game 1</u>			<u>Ave of Game 2</u>			<u>Ave of Game 3</u>			
151.14			152.36			155.86			

High game of 220 on week 6 High series of 532 on week 6 High average of 154.55 after bowling week 13
 Low game of 91 on week 1 Low series of 354 on week 1 Low average of 118.00 after bowling week 1

High Scores by Game
 Game #1: 212 on week 9 Game #2: 220 on week 6 Game #3: 196 on week 10



Note: This report includes information through January 9 which is Week 16 of 32

Larry Domingo's Bowling Record - Team 38: Oh Really

Week No.	Bowling Date	Old Ave	Old HDCP	-			Total	HDCP Total	Pins	Gms	---Average Change---			High Game	High Sers	HDCP Game	HDCP Sers		
				-1-	-2-	-3-					New	Old	---> +/-						
1	09/05/17	bk176	39	181	216	201	598	715	598	3	199.33	-	0.00	=	199.33	216	598	255	715
2	09/12/17	bk176	39	160	191	205	556	673	1154	6	192.33	-	199.33	=	-7.00	216	598	255	715
3	09/19/17	bk176	39	143	162	179	484	601	1638	9	182.00	-	192.33	=	-10.33	216	598	255	715
4	09/26/17	182	34	165	137	212	514	616	2152	12	179.33	-	182.00	=	-2.67	216	598	255	715
5	10/03/17	179	36	237	170	190	597	705	2749	15	183.27	-	179.33	=	3.93	237	598	273	715
6	10/10/17	183	33	157	216	171	544	643	3293	18	182.94	-	183.27	=	-0.32	237	598	273	715
7	10/17/17	182	34	171	185	149	505	607	3798	21	180.86	-	182.94	=	-2.09	237	598	273	715
8	10/31/17	180	36	a180	a180	a180	540	648	3798	21	180.86	-	180.86	=	0.00	237	598	273	715
9	11/07/17	180	0				0	0	3798	21	180.86	-	180.86	=	0.00	237	598	273	715
----- Week 10 was bowled after week 11 -----																			
10	11/14/17	177	38	199	175	189	563	677	3798	21	180.86	-	0.00	=	180.86	237	598	273	715
Scores were bowled after week 11 for weeks: 10																			
11	11/21/17	180	36	145	165	159	469	577	4830	27	178.89	-	180.86	=	-1.97	237	598	273	715
12	11/28/17	178	37	160	186	194	540	651	5370	30	179.00	-	178.89	=	0.11	237	598	273	715
13	12/05/17	179	36	184	173	176	533	641	5903	33	178.88	-	179.00	=	-0.12	237	598	273	715
14	12/12/17	178	37	161	183	124	468	579	6371	36	176.97	-	178.88	=	-1.91	237	598	273	715
15	12/19/17	176	39	157	173	156	486	603	6857	39	175.82	-	176.97	=	-1.15	237	598	273	715
16	01/09/18	175	40	145	130	152	427	547	7284	42	173.43	-	175.82	=	-2.39	237	598	273	715

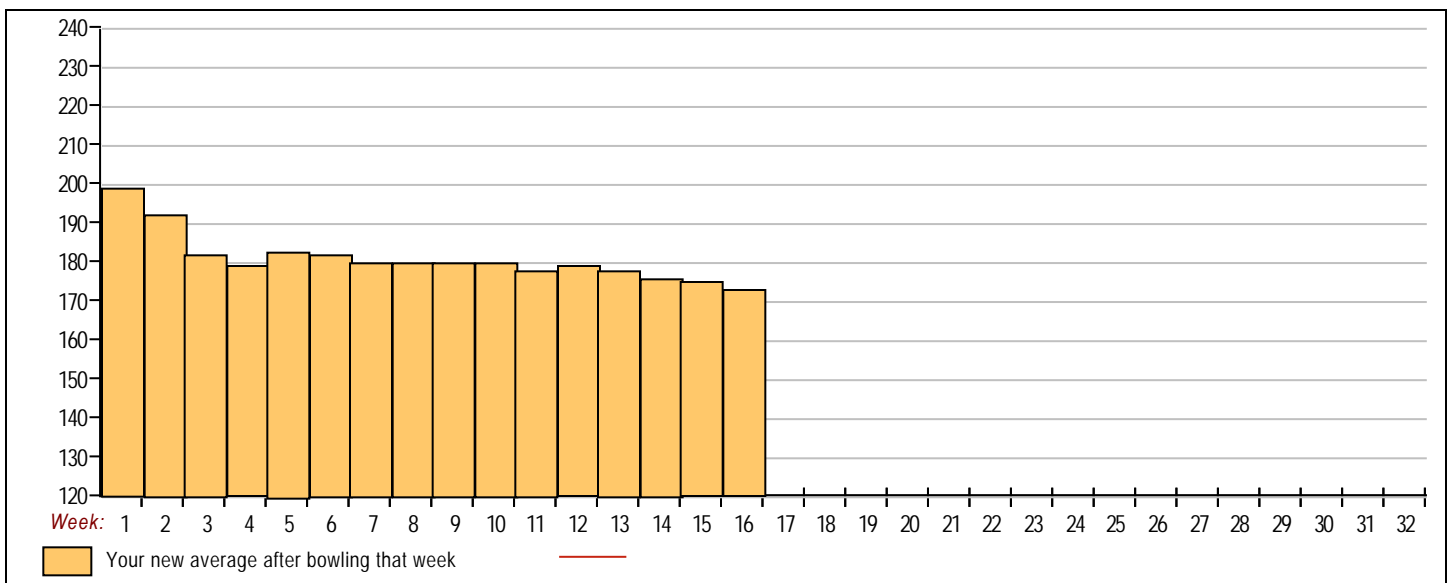
End of 1st part



<u><100</u>	<u>100's</u>	<u>125's</u>	<u>150's</u>	<u>175's</u>	<u>200's</u>	<u>225's</u>	<u>250's</u>	<u>275's</u>	<u>300's</u>
	1	6	16	13	5	1			
<u><400</u>	<u>400's</u>	<u>450's</u>	<u>500's</u>	<u>550's</u>	<u>600's</u>	<u>650's</u>	<u>700's</u>	<u>750's</u>	<u>800's</u>
	1	4	5	4					
<u>Ave of Game 1</u>			<u>Ave of Game 2</u>			<u>Ave of Game 3</u>			
168.93			175.86			175.50			

High game of 237 on week 5 High series of 598 on week 1 High average of 199.33 after bowling week 1
 Low game of 124 on week 14 Low series of 427 on week 16 Low average of 173.43 after bowling week 16

High Scores by Game
 Game #1: 237 on week 5 Game #2: 216 on week 1 Game #3: 212 on week 4



Note: This report includes information through January 9 which is Week 16 of 32

Henry Eng's Bowling Record - Team 38: Oh Really

Week No.	Bowling Date	Old Ave	Old HDCP	-			Total	HDCP Total	Pins	Gms	---Average Change---			High Game	High Sers	HDCP Game	HDCP Sers		
				-1-	-2-	-3-					New	Old	---> +/-						
1	09/05/17	bk124	0				0	0	0	0	-	0.00	=	0.00	0	0			
2	09/12/17	bk124	0				0	0	0	0	-	0.00	=	0.00	0	0			
3	09/19/17	bk124	0				0	0	0	0	-	0.00	=	0.00	0	0			
4	09/26/17	bk124	0				0	0	0	0	-	0.00	=	0.00	0	0			
5	10/03/17	bk124	0				0	0	0	0	-	0.00	=	0.00	0	0			
6	10/10/17	bk124	0				0	0	0	0	-	0.00	=	0.00	0	0			
7	10/17/17	bk124	0				0	0	0	0	-	0.00	=	0.00	0	0			
8	10/31/17	bk124	0				0	0	0	0	-	0.00	=	0.00	0	0			
9	11/07/17	bk124	86	138	143	162	443	701	443	3	147.67	-	0.00	=	147.67	162	443	248	701
10	11/14/17	bk124	0				0	0	443	3	147.67	-	147.67	=	0.00	162	443	248	701
11	11/21/17	bk124	0				0	0	443	3	147.67	-	147.67	=	0.00	162	443	248	701
12	11/28/17	bk124	0				0	0	443	3	147.67	-	147.67	=	0.00	162	443	248	701
13	12/05/17	bk124	0				0	0	443	3	147.67	-	147.67	=	0.00	162	443	248	701
14	12/12/17	bk124	0				0	0	443	3	147.67	-	147.67	=	0.00	162	443	248	701
15	12/19/17	bk124	0				0	0	443	3	147.67	-	147.67	=	0.00	162	443	248	701
16	01/09/18	bk124	86				0	0	443	3	147.67	-	147.67	=	0.00	162	443	248	701

End of 1st part

<u><100</u>	<u>100's</u>	<u>125's</u>	<u>150's</u>	<u>175's</u>	<u>200's</u>	<u>225's</u>	<u>250's</u>	<u>275's</u>	<u>300's</u>
		2	1						
<u><400</u>	<u>400's</u>	<u>450's</u>	<u>500's</u>	<u>550's</u>	<u>600's</u>	<u>650's</u>	<u>700's</u>	<u>750's</u>	<u>800's</u>
	1								

<u>Ave of Game 1</u>	<u>Ave of Game 2</u>	<u>Ave of Game 3</u>
138.00	143.00	162.00

High game of 162 on week 9 High series of 443 on week 9 High average of 147.67 after bowling week 9
 Low game of 138 on week 9 Low series of 443 on week 9 Low average of 147.67 after bowling week 9

High Scores by Game

Game #1: 138 on week 9 Game #2: 143 on week 9 Game #3: 162 on week 9

