

Note: This report includes information through January 9 which is Week 16 of 32

Steve Tran's Bowling Record - Team 4: P&P

Week No.	Bowling Date	Old Ave	Old HDCP	-1-	-2-	-3-	Total	HDCP Total	Pins	Gms	---Average Change---			High Game	High Sers	HDCP Game	HDCP Sers		
											New	Old	---> +/-						
1	09/05/17	bk162	0				0	0	0	0	-	0.00	=	0.00	0	0			
2	09/12/17	bk162	52	162	134	191	487	643	487	3	162.33	-	0.00	=	162.33	191	487	243	643
3	09/19/17	bk162	52	132	167	150	449	605	936	6	156.00	-	162.33	=	-6.33	191	487	243	643
4	09/26/17	bk162	52	181	196	214	591	747	1527	9	169.67	-	156.00	=	13.67	214	591	266	747
5	10/03/17	169	45	178	129	185	492	627	2019	12	168.25	-	169.67	=	-1.42	214	591	266	747
6	10/10/17	168	46	204	192	251	647	785	2666	15	177.73	-	168.25	=	9.48	251	647	297	785
7	10/17/17	177	38	150	189	156	495	609	3161	18	175.61	-	177.73	=	-2.12	251	647	297	785
8	10/31/17	175	40	a175	a175	a175	525	645	3161	18	175.61	-	175.61	=	0.00	251	647	297	785
9	11/07/17	175	40	a175	a175	a175	525	645	3161	18	175.61	-	175.61	=	0.00	251	647	297	785
10	11/14/17	175	40	a175	a175	a175	525	645	3161	18	175.61	-	175.61	=	0.00	251	647	297	785
11	11/21/17	175	40	157	168	107	432	552	3593	21	171.10	-	175.61	=	-4.52	251	647	297	785
12	11/28/17	171	44	179	146	143	468	600	4061	24	169.21	-	171.10	=	-1.89	251	647	297	785
13	12/05/17	169	45	a169	a169	a169	507	642	4061	24	169.21	-	169.21	=	0.00	251	647	297	785
14	12/12/17	169	0				0	0	4061	24	169.21	-	169.21	=	0.00	251	647	297	785
15	12/19/17	169	45	106	166	184	456	591	4517	27	167.30	-	169.21	=	-1.91	251	647	297	785
16	01/09/18	167	47	171	160	179	510	651	5027	30	167.57	-	167.30	=	0.27	251	647	297	785

End of 1st part



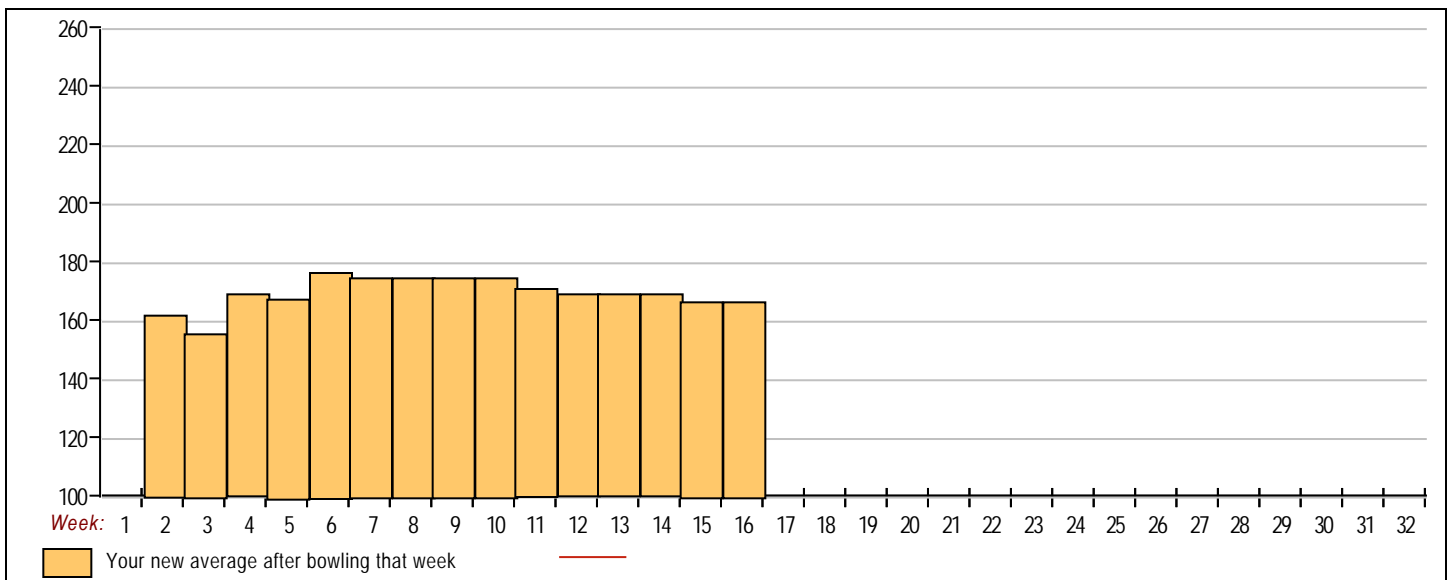
<u><100</u>	<u>100's</u>	<u>125's</u>	<u>150's</u>	<u>175's</u>	<u>200's</u>	<u>225's</u>	<u>250's</u>	<u>275's</u>	<u>300's</u>
	2	5	10	10	2		1		
<u><400</u>	<u>400's</u>	<u>450's</u>	<u>500's</u>	<u>550's</u>	<u>600's</u>	<u>650's</u>	<u>700's</u>	<u>750's</u>	<u>800's</u>
	2	5	1	1	1				

<u>Ave of Game 1</u>	<u>Ave of Game 2</u>	<u>Ave of Game 3</u>
162.00	164.70	176.00

High game of **251** on week **6** High series of **647** on week **6** High average of **177.73** after bowling week **6**
 Low game of **106** on week **15** Low series of **432** on week **11** Low average of **156.00** after bowling week **3**

High Scores by Game

Game #1: **204** on week **6** Game #2: **196** on week **4** Game #3: **251** on week **6**



Note: This report includes information through January 9 which is Week 16 of 32

Santya Luu's Bowling Record - Team 4: P&P

Week No.	Bowling Date	Old Ave	Old HDCP	Handicap			Total	HDCP Total	Pins	Gms	---Average Change---			High Game	High Sers	HDCP Game	HDCP Sers		
				-1-	-2-	-3-					New	Old	---> +/-						
1	09/05/17	bk170	45	149	146	155	450	585	450	3	150.00	-	0.00	=	150.00	155	450	200	585
2	09/12/17	bk170	45	173	121	175	469	604	919	6	153.17	-	150.00	=	3.17	175	469	220	604
3	09/19/17	bk170	45	137	180	190	507	642	1426	9	158.44	-	153.17	=	5.28	190	507	235	642
4	09/26/17	160	54	a160	a160	a160	480	642	1426	9	158.44	-	158.44	=	0.00	190	507	235	642
5	10/03/17	160	54	170	220	179	569	731	1995	12	166.25	-	158.44	=	7.81	220	569	274	731
6	10/10/17	166	48	187	166	201	554	698	2549	15	169.93	-	166.25	=	3.68	220	569	274	731
7	10/17/17	169	45	178	191	169	538	673	3087	18	171.50	-	169.93	=	1.57	220	569	274	731
8	10/31/17	171	44	165	126	170	461	593	3548	21	168.95	-	171.50	=	-2.55	220	569	274	731
9	11/07/17	168	46	172	194	204	570	708	4118	24	171.58	-	168.95	=	2.63	220	570	274	731
10	11/14/17	171	44	124	186	137	447	579	4565	27	169.07	-	171.58	=	-2.51	220	570	274	731
11	11/21/17	169	45	217	188	172	577	712	5142	30	171.40	-	169.07	=	2.33	220	577	274	731
12	11/28/17	171	44	192	136	209	537	669	5679	33	172.09	-	171.40	=	0.69	220	577	274	731
13	12/05/17	172	43	190	157	213	560	689	6239	36	173.31	-	172.09	=	1.21	220	577	274	731
14	12/12/17	173	42	179	193	143	515	641	6754	39	173.18	-	173.31	=	-0.13	220	577	274	731
15	12/19/17	173	42	203	191	186	580	706	7334	42	174.62	-	173.18	=	1.44	220	580	274	731
16	01/09/18	174	41	193	161	182	536	659	7870	45	174.89	-	174.62	=	0.27	220	580	274	731

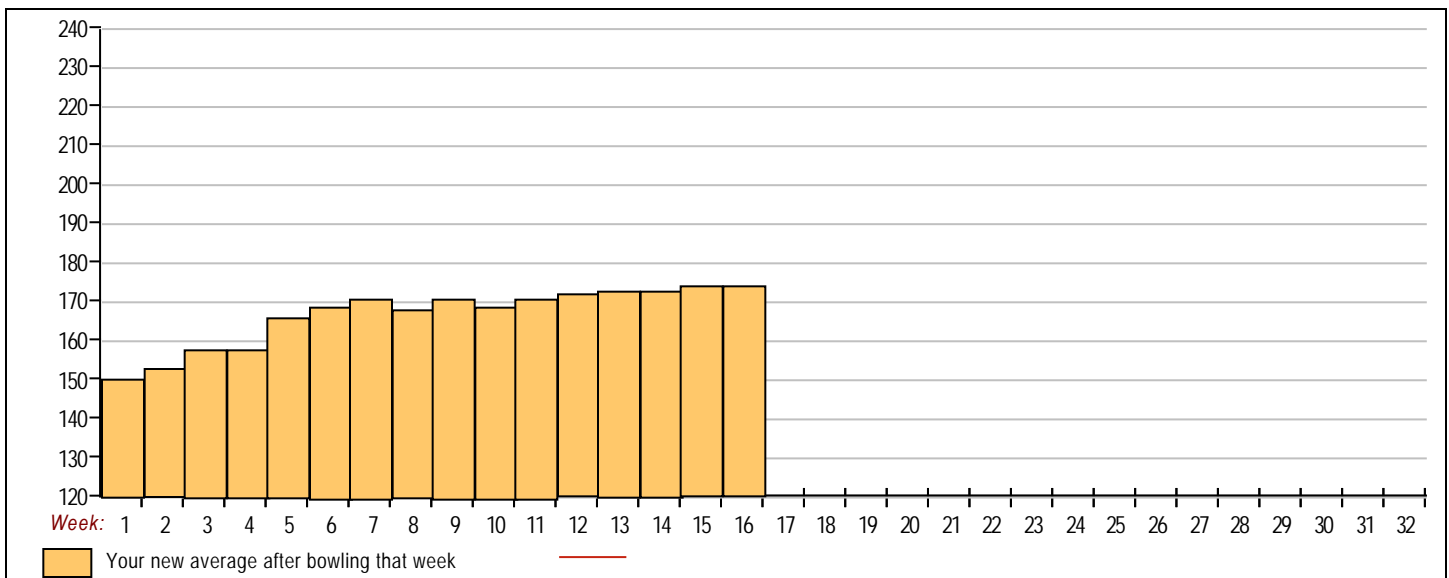
End of 1st part

<u><100</u>	<u>100's</u>	<u>125's</u>	<u>150's</u>	<u>175's</u>	<u>200's</u>	<u>225's</u>	<u>250's</u>	<u>275's</u>	<u>300's</u>
	2	7	11	18	7				
<u><400</u>	<u>400's</u>	<u>450's</u>	<u>500's</u>	<u>550's</u>	<u>600's</u>	<u>650's</u>	<u>700's</u>	<u>750's</u>	<u>800's</u>
	1	3	5	6					
<u>Ave of Game 1</u>			<u>Ave of Game 2</u>			<u>Ave of Game 3</u>			
175.27			170.40			179.00			

High game of **220** on week **5** High series of **580** on week **15** High average of **174.89** after bowling week **16**
 Low game of **121** on week **2** Low series of **447** on week **10** Low average of **150.00** after bowling week **1**

High Scores by Game

Game #1: **217** on week **11** Game #2: **220** on week **5** Game #3: **213** on week **13**



Note: This report includes information through January 9 which is Week 16 of 32

Michael Truong's Bowling Record - Team 4: P&P

Week No.	Bowling Date	Old Ave	Old HDCP	Score			Total	HDCP Total	Pins	Gms	---Average Change---			High Game	High Sers	HDCP Game	HDCP Sers		
				-1-	-2-	-3-					New	Old	---> +/-						
1	09/05/17	bk208	10	211	207	205	623	653	623	3	207.67	-	0.00	=	207.67	211	623	221	653
2	09/12/17	bk208	10	172	231	178	581	611	1204	6	200.67	-	207.67	=	-7.00	231	623	241	653
3	09/19/17	bk208	10	214	183	181	578	608	1782	9	198.00	-	200.67	=	-2.67	231	623	241	653
4	09/26/17	198	19	208	203	205	616	673	2398	12	199.83	-	198.00	=	1.83	231	623	241	673
5	10/03/17	199	18	202	198	226	626	680	3024	15	201.60	-	199.83	=	1.77	231	626	244	680
6	10/10/17	201	17	191	210	178	579	630	3603	18	200.17	-	201.60	=	-1.43	231	626	244	680
7	10/17/17	200	18	216	207	197	620	674	4223	21	201.10	-	200.17	=	0.93	231	626	244	680
8	10/31/17	201	17	171	179	212	562	613	4785	24	199.38	-	201.10	=	-1.72	231	626	244	680
9	11/07/17	199	18	182	222	248	652	706	5437	27	201.37	-	199.38	=	2.00	248	652	266	706
10	11/14/17	201	17	212	202	183	597	648	6034	30	201.13	-	201.37	=	-0.24	248	652	266	706
11	11/21/17	201	17	242	184	246	672	723	6706	33	203.21	-	201.13	=	2.08	248	672	266	723
12	11/28/17	203	15	170	185	160	515	560	7221	36	200.58	-	203.21	=	-2.63	248	672	266	723
13	12/05/17	200	18	189	179	246	614	668	7835	39	200.90	-	200.58	=	0.31	248	672	266	723
14	12/12/17	200	18	207	180	177	564	618	8399	42	199.98	-	200.90	=	-0.92	248	672	266	723
15	12/19/17	199	18	196	213	180	589	643	8988	45	199.73	-	199.98	=	-0.24	248	672	266	723
16	01/09/18	199	18	147	180	266	593	647	9581	48	199.60	-	199.73	=	-0.13	266	672	284	723

End of 1st part

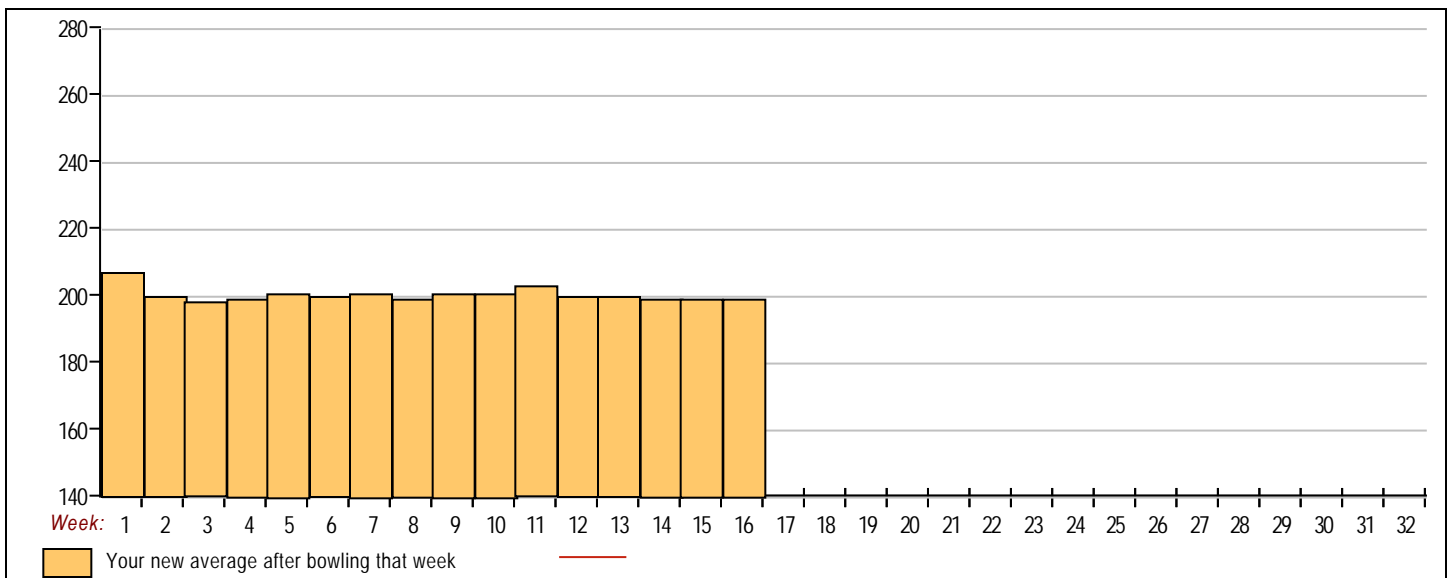


<u><100</u>	<u>100's</u>	<u>125's</u>	<u>150's</u>	<u>175's</u>	<u>200's</u>	<u>225's</u>	<u>250's</u>	<u>275's</u>	<u>300's</u>
		1	4	19	17	6	1		
<u><400</u>	<u>400's</u>	<u>450's</u>	<u>500's</u>	<u>550's</u>	<u>600's</u>	<u>650's</u>	<u>700's</u>	<u>750's</u>	<u>800's</u>
			1	8	5	2			
			<u>Ave of Game 1</u>	<u>Ave of Game 2</u>	<u>Ave of Game 3</u>				
			195.63	197.69	205.50				

High game of 266 on week 16 High series of 672 on week 11 High average of 207.67 after bowling week 1
 Low game of 147 on week 16 Low series of 515 on week 12 Low average of 198.00 after bowling week 3

High Scores by Game

Game #1: 242 on week 11 Game #2: 231 on week 2 Game #3: 266 on week 16



Note: This report includes information through January 9 which is Week 16 of 32

Bernald Lam's Bowling Record - Team 4: P&P

Week No.	Bowling Date	Old Ave	Old HDCP	-1- -2- -3-			HDCP Total		Pins	Gms	---Average Change---			High Game	High Sers	HDCP Game	HDCP Sers		
				Total	Total	Total	Total	Total			New	Old	---> +/-						
1	09/05/17	bk162	0				0	0	0	0	-	0.00	=	0.00	0	0			
2	09/12/17	bk162	0				0	0	0	0	-	0.00	=	0.00	0	0			
3	09/19/17	bk162	0				0	0	0	0	-	0.00	=	0.00	0	0			
4	09/26/17	bk162	0				0	0	0	0	-	0.00	=	0.00	0	0			
5	10/03/17	bk162	0				0	0	0	0	-	0.00	=	0.00	0	0			
6	10/10/17	bk162	0				0	0	0	0	-	0.00	=	0.00	0	0			
7	10/17/17	bk162	0				0	0	0	0	-	0.00	=	0.00	0	0			
8	10/31/17	bk162	0				0	0	0	0	-	0.00	=	0.00	0	0			
9	11/07/17	bk162	0				0	0	0	0	-	0.00	=	0.00	0	0			
10	11/14/17	bk162	0				0	0	0	0	-	0.00	=	0.00	0	0			
11	11/21/17	bk162	0				0	0	0	0	-	0.00	=	0.00	0	0			
12	11/28/17	bk162	0				0	0	0	0	-	0.00	=	0.00	0	0			
13	12/05/17	bk162	0				0	0	0	0	-	0.00	=	0.00	0	0			
14	12/12/17	bk162	52	170	208	127	505	661	505	3	168.33	-	0.00	=	168.33	208	505	260	661
15	12/19/17	bk162	0				0	0	505	3	168.33	-	168.33	=	0.00	208	505	260	661
16	01/09/18	bk162	52				0	0	505	3	168.33	-	168.33	=	0.00	208	505	260	661

End of 1st part

<u><100</u>	<u>100's</u>	<u>125's</u>	<u>150's</u>	<u>175's</u>	<u>200's</u>	<u>225's</u>	<u>250's</u>	<u>275's</u>	<u>300's</u>
		1	1		1				
<u><400</u>	<u>400's</u>	<u>450's</u>	<u>500's</u>	<u>550's</u>	<u>600's</u>	<u>650's</u>	<u>700's</u>	<u>750's</u>	<u>800's</u>
			1						
			<u>Ave of Game 1</u>	<u>Ave of Game 2</u>	<u>Ave of Game 3</u>				
			170.00	208.00	127.00				

High game of **208** on week **14** High series of **505** on week **14** High average of **168.33** after bowling week **14**
 Low game of **127** on week **14** Low series of **505** on week **14** Low average of **168.33** after bowling week **14**

High Scores by Game

Game #1: **170** on week **14** Game #2: **208** on week **14** Game #3: **127** on week **14**

