

Note: This report includes information through January 9 which is Week 16 of 32

**Sara Tao's Bowling Record - Team 5: Team 5**

Week No.	Bowling Date	Old Ave	Old HDCP	Score			Total	HDCP Total	Pins	Gms	---Average Change---			High Game	High Sers	HDCP Game	HDCP Sers
				-1-	-2-	-3-					New - Old	---> +/-					
1	09/05/17	bk137	74	150	<b>150</b>	143	443	665	443	3	147.67	- 0.00	= 147.67	150	443	224	665
2	09/12/17	bk137	0				0	0	443	3	147.67	- 147.67	= 0.00	150	443	224	665
3	09/19/17	bk137	74	116	<b>139</b>	103	358	580	801	6	133.50	- 147.67	= -14.17	150	443	224	665
4	09/26/17	bk137	74	<b>145</b>	<b>136</b>	<b>140</b>	421	<b>643</b>	1222	9	135.78	- 133.50	= 2.28	150	443	224	665
5	10/03/17	135	0				0	0	1222	9	135.78	- 135.78	= 0.00	150	443	224	665
6	10/10/17	135	0				0	0	1222	9	135.78	- 135.78	= 0.00	150	443	224	665
7	10/17/17	135	0				0	0	1222	9	135.78	- 135.78	= 0.00	150	443	224	665
8	10/31/17	135	76	121	115	126	362	590	1584	12	132.00	- 135.78	= -3.78	150	443	224	665
9	11/07/17	132	79	<b>139</b>	<b>140</b>	134	413	650	1997	15	133.13	- 132.00	= 1.13	150	443	224	665
10	11/14/17	133	78	107	<b>131</b>	118	356	590	2353	18	130.72	- 133.13	= -2.41	150	443	224	665
11	11/21/17	130	0				0	0	2353	18	130.72	- 130.72	= 0.00	150	443	224	665
12	11/28/17	130	81	<b>188</b>	<b>181</b>	<b>159</b>	528	<b>771</b>	2881	21	137.19	- 130.72	= 6.47	188	528	269	771
13	12/05/17	137	74	<b>137</b>	129	<b>180</b>	446	<b>668</b>	3327	24	138.63	- 137.19	= 1.43	188	528	269	771
14	12/12/17	138	0				0	0	3327	24	138.63	- 138.63	= 0.00	188	528	269	771
15	12/19/17	138	73	<b>180</b>	<b>152</b>	<b>158</b>	490	<b>709</b>	3817	27	141.37	- 138.63	= 2.75	188	528	269	771
16	01/09/18	141	71	<b>168</b>	<b>135</b>	<b>128</b>	431	<b>644</b>	4248	30	141.60	- 141.37	= 0.23	188	528	269	771

**End of 1st part**

<u>&lt;100</u>	<u>100's</u>	<u>125's</u>	<u>150's</u>	<u>175's</u>	<u>200's</u>	<u>225's</u>	<u>250's</u>	<u>275's</u>	<u>300's</u>
	6	14	6	4					
<u>&lt;400</u>	<u>400's</u>	<u>450's</u>	<u>500's</u>	<u>550's</u>	<u>600's</u>	<u>650's</u>	<u>700's</u>	<u>750's</u>	<u>800's</u>
3	5	1	1						

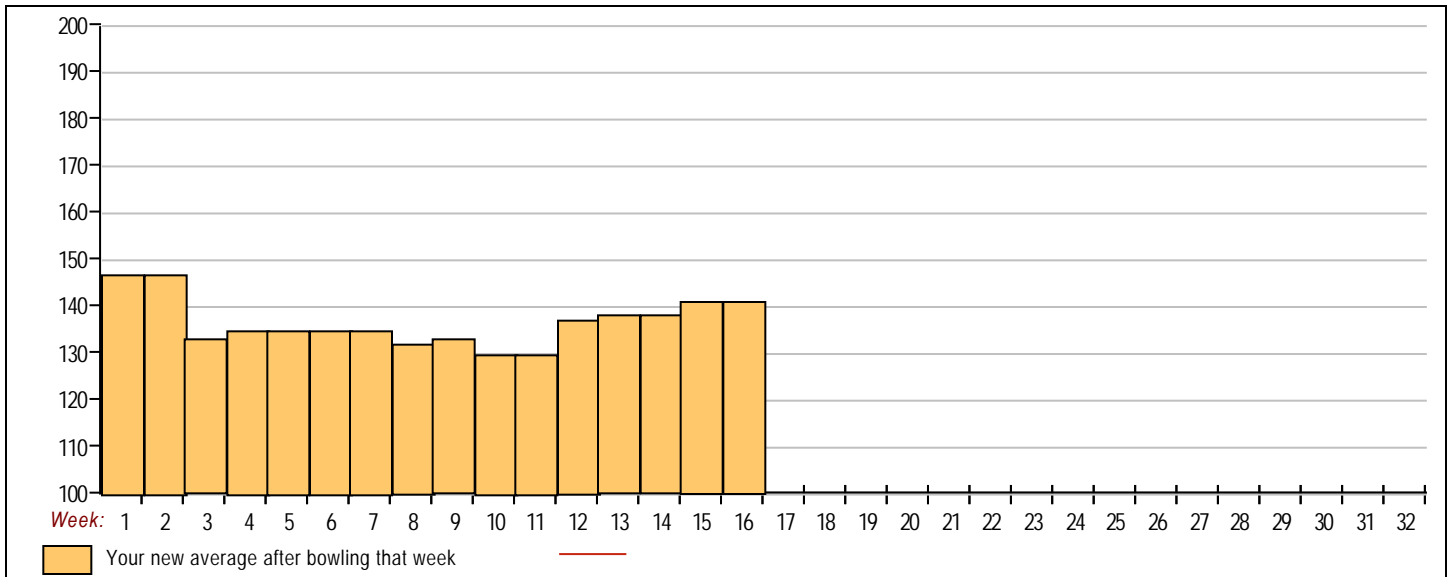
  

<u>Ave of Game 1</u>	<u>Ave of Game 2</u>	<u>Ave of Game 3</u>
145.10	140.80	138.90

High game of **188** on week **12**      High series of **528** on week **12**      High average of **147.67** after bowling week **1**  
 Low game of **103** on week **3**      Low series of **356** on week **10**      Low average of **130.72** after bowling week **10**

High Scores by Game

Game #1: **188** on week **12**   Game #2: **181** on week **12**   Game #3: **180** on week **13**



Note: This report includes information through January 9 which is Week 16 of 32

**Edwin Malfarta's Bowling Record - Team 5: Team 5**

Week No.	Bowling Date	Old Ave	Old HDCP	Series			Total	HDCP Total	Pins	Gms	---Average Change---			High Game	High Sers	HDCP Game	HDCP Sers		
				-1-	-2-	-3-					New - Old	--->	+/-						
1	09/05/17	bk148	0				0	0	0	0	-	0.00	=	0.00	0	0			
2	09/12/17	bk148	64	102	119	<b>236</b>	457	649	457	3	152.33	-	0.00	=	152.33	236	457	300	649
3	09/19/17	bk148	0				0	0	457	3	152.33	-	152.33	=	0.00	236	457	300	649
4	09/26/17	bk148	64	140	139	<b>159</b>	438	630	895	6	149.17	-	152.33	=	-3.17	236	457	300	649
5	10/03/17	bk148	64	<b>179</b>	137	<b>187</b>	503	<b>695</b>	1398	9	155.33	-	149.17	=	6.17	236	503	300	695
6	10/10/17	155	58	<b>160</b>	143	<b>145</b>	448	<b>622</b>	1846	12	153.83	-	155.33	=	-1.50	236	503	300	695
7	10/17/17	153	60	139	<b>133</b>	<b>171</b>	443	<b>623</b>	2289	15	152.60	-	153.83	=	-1.23	236	503	300	695
8	10/31/17	152	0				0	0	2289	15	152.60	-	152.60	=	0.00	236	503	300	695
9	11/07/17	152	61	175	151	<b>168</b>	494	677	2783	18	154.61	-	152.60	=	2.01	236	503	300	695
10	11/14/17	154	0				0	0	2783	18	154.61	-	154.61	=	0.00	236	503	300	695
11	11/21/17	154	59	<b>160</b>	172	133	465	642	3248	21	154.67	-	154.61	=	0.06	236	503	300	695
12	11/28/17	154	0				0	0	3248	21	154.67	-	154.67	=	0.00	236	503	300	695
13	12/05/17	154	0				0	0	3248	21	154.67	-	154.67	=	0.00	236	503	300	695
14	12/12/17	154	0				0	0	3248	21	154.67	-	154.67	=	0.00	236	503	300	695
15	12/19/17	154	0				0	0	3248	21	154.67	-	154.67	=	0.00	236	503	300	695
16	01/09/18	154	59	<b>163</b>	<b>146</b>	144	453	<b>630</b>	3701	24	154.21	-	154.67	=	-0.46	236	503	300	695

**End of 1st part**



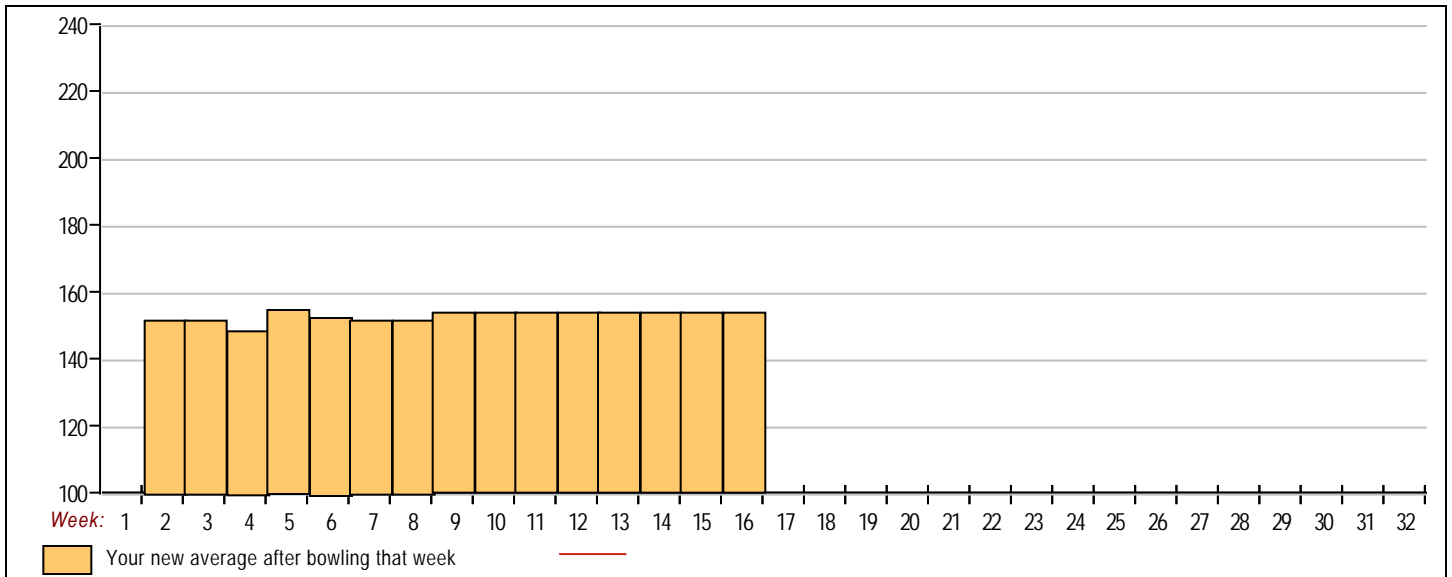
<u>&lt;100</u>	<u>100's</u>	<u>125's</u>	<u>150's</u>	<u>175's</u>	<u>200's</u>	<u>225's</u>	<u>250's</u>	<u>275's</u>	<u>300's</u>
	2	10	8	3		1			
<u>&lt;400</u>	<u>400's</u>	<u>450's</u>	<u>500's</u>	<u>550's</u>	<u>600's</u>	<u>650's</u>	<u>700's</u>	<u>750's</u>	<u>800's</u>
	3	4	1						

<u>Ave of Game 1</u>	<u>Ave of Game 2</u>	<u>Ave of Game 3</u>
152.25	142.50	167.88

High game of **236** on week **2**      High series of **503** on week **5**      High average of **155.33** after bowling week **5**  
 Low game of **102** on week **2**      Low series of **438** on week **4**      Low average of **149.17** after bowling week **4**

High Scores by Game

Game #1: **179** on week **5**    Game #2: **172** on week **11**    Game #3: **236** on week **2**



Note: This report includes information through January 9 which is Week 16 of 32

**Benton Wong's Bowling Record - Team 5: Team 5**

Week No.	Bowling Date	Old Ave	Old HDCP	Score			Total	HDCP Total	Pins	Gms	---Average Change---			High Game	High Sers	HDCP Game	HDCP Sers		
				-1-	-2-	-3-					New	Old	---> +/-						
1	09/05/17	bk166	48	<b>204</b>	<b>175</b>	146	525	<b>669</b>	525	3	175.00	-	0.00	=	175.00	204	525	252	669
2	09/12/17	bk166	48	<b>209</b>	163	166	538	<b>682</b>	1063	6	177.17	-	175.00	=	2.17	209	538	257	682
3	09/19/17	bk166	48	137	<b>256</b>	<b>249</b>	642	<b>786</b>	1705	9	189.44	-	177.17	=	12.28	256	642	304	786
4	09/26/17	189	27	142	<b>235</b>	170	547	628	2252	12	187.67	-	189.44	=	-1.78	256	642	304	786
5	10/03/17	187	29	<b>244</b>	116	159	519	606	2771	15	184.73	-	187.67	=	-2.93	256	642	304	786
6	10/10/17	184	32	170	145	135	450	546	3221	18	178.94	-	184.73	=	-5.79	256	642	304	786
7	10/17/17	178	37	<b>216</b>	<b>193</b>	<b>196</b>	605	<b>716</b>	3826	21	182.19	-	178.94	=	3.25	256	642	304	786
8	10/31/17	182	34	<b>159</b>	<b>210</b>	154	523	<b>625</b>	4349	24	181.21	-	182.19	=	-0.98	256	642	304	786
9	11/07/17	181	35	142	184	177	503	608	4852	27	179.70	-	181.21	=	-1.50	256	642	304	786
10	11/14/17	179	0				0	0	4852	27	179.70	-	179.70	=	0.00	256	642	304	786
11	11/21/17	179	0				0	0	4852	27	179.70	-	179.70	=	0.00	256	642	304	786
12	11/28/17	179	36	181	180	190	551	659	5403	30	180.10	-	179.70	=	0.40	256	642	304	786
13	12/05/17	180	36	165	<b>189</b>	144	498	606	5901	33	178.82	-	180.10	=	-1.28	256	642	304	786
14	12/12/17	178	37	<b>175</b>	<b>222</b>	<b>167</b>	564	<b>675</b>	6465	36	179.58	-	178.82	=	0.77	256	642	304	786
15	12/19/17	179	36	205	<b>216</b>	<b>205</b>	626	<b>734</b>	7091	39	181.82	-	179.58	=	2.24	256	642	304	786
16	01/09/18	181	35	158	143	<b>175</b>	476	581	7567	42	180.17	-	181.82	=	-1.65	256	642	304	786

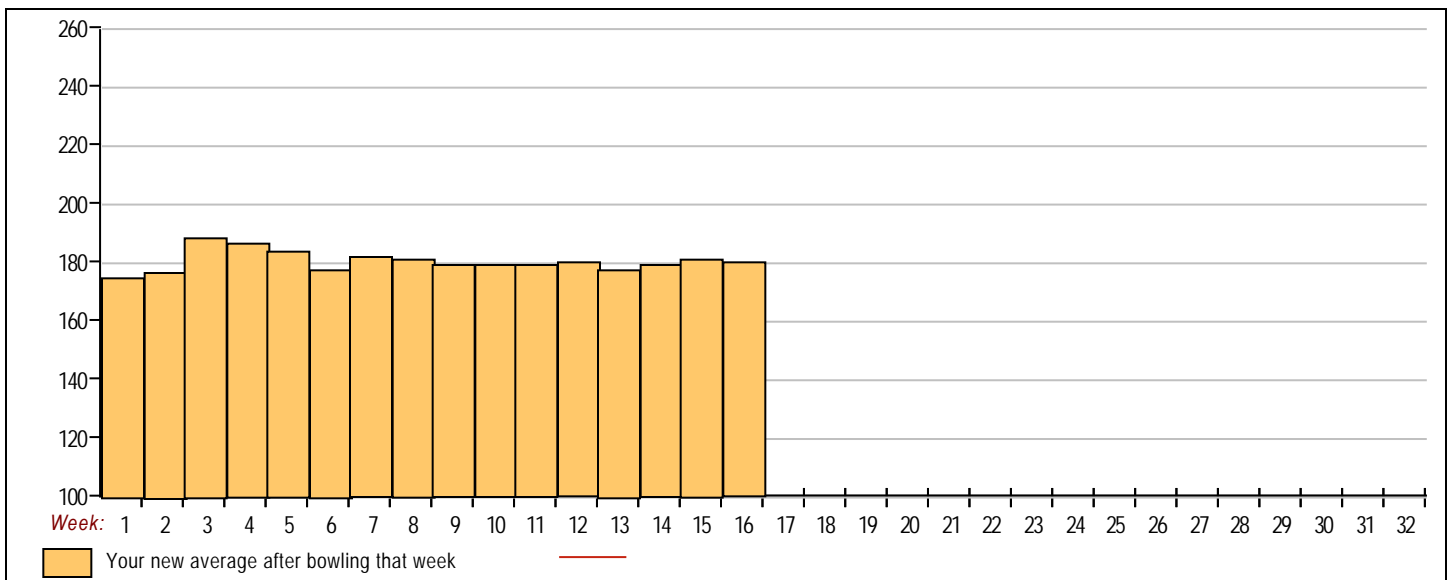
**End of 1st part**

<u>&lt;100</u>	<u>100's</u>	<u>125's</u>	<u>150's</u>	<u>175's</u>	<u>200's</u>	<u>225's</u>	<u>250's</u>	<u>275's</u>	<u>300's</u>
	1	8	10	11	8	3	1		
<u>&lt;400</u>	<u>400's</u>	<u>450's</u>	<u>500's</u>	<u>550's</u>	<u>600's</u>	<u>650's</u>	<u>700's</u>	<u>750's</u>	<u>800's</u>
		3	6	2	3				
<u>Ave of Game 1</u>			<u>Ave of Game 2</u>			<u>Ave of Game 3</u>			
179.07			187.64			173.79			

High game of **256** on week **3**      High series of **642** on week **3**      High average of **189.44** after bowling week **3**  
 Low game of **116** on week **5**      Low series of **450** on week **6**      Low average of **175.00** after bowling week **1**

High Scores by Game

Game #1: **244** on week **5**    Game #2: **256** on week **3**    Game #3: **249** on week **3**



Note: This report includes information through January 9 which is Week 16 of 32

**David Ling's Bowling Record - Team 5: Team 5**

Week No.	Bowling Date	Old Ave	Old HDCP	-1-	-2-	-3-	Total	HDCP		---Average Change---			High Game	High Sers	HDCP Game	HDCP Sers			
								Total	Pins	Gms	New	Old					---> +/-		
1	09/05/17	bk159	0				0	0	0	0	-	0.00	=	0.00	0	0			
2	09/12/17	bk159	0				0	0	0	0	-	0.00	=	0.00	0	0			
3	09/19/17	bk159	0				0	0	0	0	-	0.00	=	0.00	0	0			
4	09/26/17	bk159	0				0	0	0	0	-	0.00	=	0.00	0	0			
5	10/03/17	bk159	0				0	0	0	0	-	0.00	=	0.00	0	0			
6	10/10/17	bk159	0				0	0	0	0	-	0.00	=	0.00	0	0			
7	10/17/17	bk159	0				0	0	0	0	-	0.00	=	0.00	0	0			
8	10/31/17	bk159	0				0	0	0	0	-	0.00	=	0.00	0	0			
9	11/07/17	bk159	0				0	0	0	0	-	0.00	=	0.00	0	0			
10	11/14/17	bk159	54	<b>174</b>	<b>170</b>	<b>152</b>	496	<b>658</b>	496	3	165.33	-	0.00	=	<b>165.33</b>	174	496	228	658
11	11/21/17	bk159	54	139	<b>214</b>	<b>196</b>	549	<b>711</b>	1045	6	174.17	-	165.33	=	<b>8.83</b>	214	549	268	711
12	11/28/17	bk159	54	<b>169</b>	<b>176</b>	168	513	<b>675</b>	1558	9	173.11	-	174.17	=	<b>-1.06</b>	214	549	268	711
13	12/05/17	173	42	<b>183</b>	<b>178</b>	<b>177</b>	538	<b>664</b>	2096	12	174.67	-	173.11	=	<b>1.56</b>	214	549	268	711
14	12/12/17	174	41	<b>173</b>	<b>173</b>	<b>175</b>	521	<b>644</b>	2617	15	174.47	-	174.67	=	<b>-0.20</b>	214	549	268	711
15	12/19/17	174	41	<b>166</b>	137	124	427	550	3044	18	169.11	-	174.47	=	<b>-5.36</b>	214	549	268	711
16	01/09/18	169	45				0	0	3044	18	169.11	-	169.11	=	<b>0.00</b>	214	549	268	711

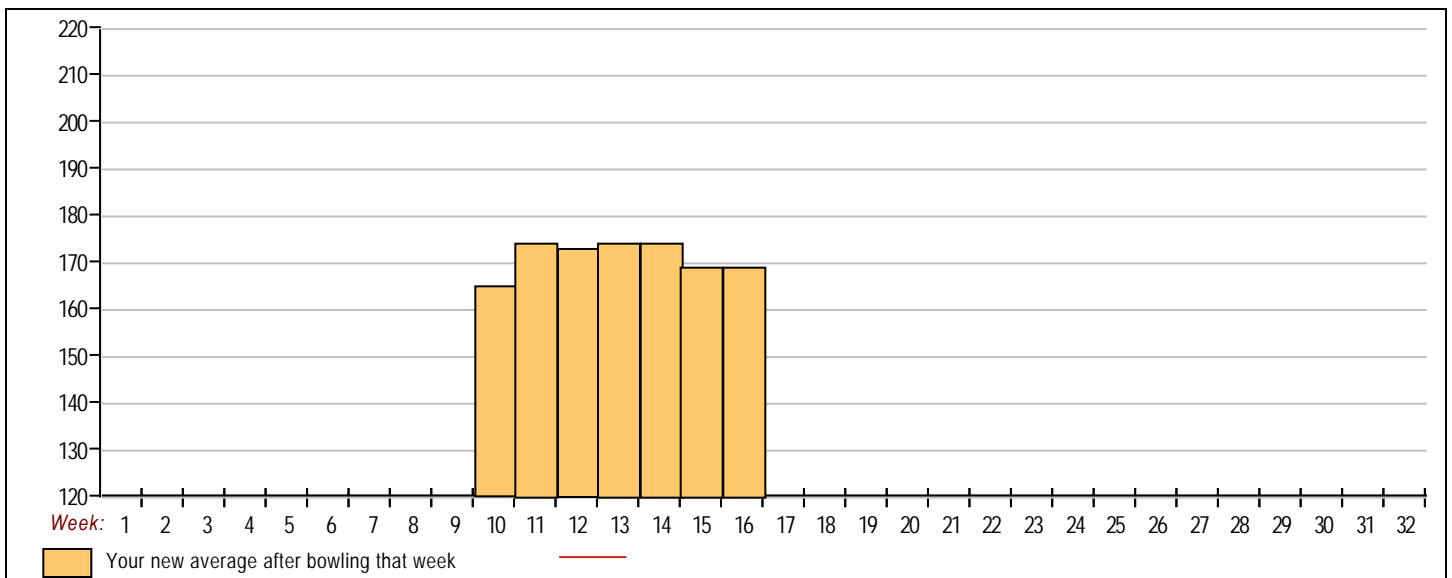
**End of 1st part**

<u>&lt;100</u>	<u>100's</u>	<u>125's</u>	<u>150's</u>	<u>175's</u>	<u>200's</u>	<u>225's</u>	<u>250's</u>	<u>275's</u>	<u>300's</u>
	1	2	8	6	1				
<u>&lt;400</u>	<u>400's</u>	<u>450's</u>	<u>500's</u>	<u>550's</u>	<u>600's</u>	<u>650's</u>	<u>700's</u>	<u>750's</u>	<u>800's</u>
	1	1	4						
			<u>Ave of Game 1</u>	<u>Ave of Game 2</u>	<u>Ave of Game 3</u>				
			167.33	174.67	165.33				

High game of **214** on week **11**      High series of **549** on week **11**      High average of **174.67** after bowling week **13**  
 Low game of **124** on week **15**      Low series of **427** on week **15**      Low average of **165.33** after bowling week **10**

High Scores by Game

Game #1: **183** on week **13**    Game #2: **214** on week **11**    Game #3: **196** on week **11**



Note: This report includes information through January 9 which is Week 16 of 32

**Arthur Ow's Bowling Record - Team 5: Team 5**

Week No.	Bowling Date	Old Ave	Old HDCP	-1- -2- -3-			Total	HDCP Total	Pins	Gms	---Average Change---			High Game	High Sers	HDCP Game	HDCP Sers
											New - Old	---> +/-					
1	09/05/17	bk157	56	159	162	139	460	628	460	3	153.33	- 0.00	= 153.33	162	460	218	628
2	09/12/17	bk157	56	212	169	159	540	708	1000	6	166.67	- 153.33	= 13.33	212	540	268	708
3	09/19/17	bk157	56	152	161	180	493	661	1493	9	165.89	- 166.67	= -0.78	212	540	268	708
4	09/26/17	165	0				0	0	1493	9	165.89	- 165.89	= 0.00	212	540	268	708
5	10/03/17	165	49	130	149	125	404	551	1897	12	158.08	- 165.89	= -7.81	212	540	268	708
6	10/10/17	158	55	154	116	176	446	611	2343	15	156.20	- 158.08	= -1.88	212	540	268	708
7	10/17/17	156	57	156	135	130	421	592	2764	18	153.56	- 156.20	= -2.64	212	540	268	708
8	10/31/17	153	60	138	155	143	436	616	3200	21	152.38	- 153.56	= -1.17	212	540	268	708
9	11/07/17	152	0				0	0	3200	21	152.38	- 152.38	= 0.00	212	540	268	708
10	11/14/17	152	61	148	178	168	494	677	3694	24	153.92	- 152.38	= 1.54	212	540	268	708
11	11/21/17	153	60	150	121	130	401	581	4095	27	151.67	- 153.92	= -2.25	212	540	268	708
12	11/28/17	151	0				0	0	4095	27	151.67	- 151.67	= 0.00	212	540	268	708
13	12/05/17	151	0				0	0	4095	27	151.67	- 151.67	= 0.00	212	540	268	708
14	12/12/17	151	62	189	186	155	530	716	4625	30	154.17	- 151.67	= 2.50	212	540	268	716
15	12/19/17	154	0				0	0	4625	30	154.17	- 154.17	= 0.00	212	540	268	716
16	01/09/18	154	59				0	0	4625	30	154.17	- 154.17	= 0.00	212	540	268	716

**End of 1st part**

<u>&lt;100</u>	<u>100's</u>	<u>125's</u>	<u>150's</u>	<u>175's</u>	<u>200's</u>	<u>225's</u>	<u>250's</u>	<u>275's</u>	<u>300's</u>
	2	10	12	5	1				
<u>&lt;400</u>	<u>400's</u>	<u>450's</u>	<u>500's</u>	<u>550's</u>	<u>600's</u>	<u>650's</u>	<u>700's</u>	<u>750's</u>	<u>800's</u>
	5	3	2						

<u>Ave of Game 1</u>	<u>Ave of Game 2</u>	<u>Ave of Game 3</u>
158.80	153.20	150.50

High game of 212 on week 2      High series of 540 on week 2      High average of 166.67 after bowling week 2  
 Low game of 116 on week 6      Low series of 401 on week 11      Low average of 151.67 after bowling week 11

High Scores by Game

Game #1: 212 on week 2    Game #2: 186 on week 14    Game #3: 180 on week 3

