

Note: This report includes information through January 9 which is Week 16 of 32

**Andrew Eng's Bowling Record - Team 7: Team 7**

Week No.	Bowling Date	Old Ave	Old HDCP	Score			Total	HDCP Total	Pins	Gms	---Average Change---			High Game	High Sers	HDCP Game	HDCP Sers
				-1-	-2-	-3-					New - Old	---> +/-					
1	09/05/17	bk182	34	190	<b>191</b>	202	583	685	583	3	194.33	- 0.00	= 194.33	202	583	236	685
2	09/12/17	bk182	0				0	0	583	3	194.33	- 194.33	= 0.00	202	583	236	685
3	09/19/17	bk182	34	<b>241</b>	<b>173</b>	169	583	<b>685</b>	1166	6	194.33	- 194.33	= 0.00	241	583	275	685
4	09/26/17	bk182	34	143	129	159	431	533	1597	9	177.44	- 194.33	= -16.89	241	583	275	685
5	10/03/17	177	38	153	<b>179</b>	188	520	634	2117	12	176.42	- 177.44	= -1.03	241	583	275	685
6	10/10/17	176	39	<b>171</b>	152	<b>208</b>	531	648	2648	15	176.53	- 176.42	= 0.12	241	583	275	685
7	10/17/17	176	39	160	<b>218</b>	<b>199</b>	577	<b>694</b>	3225	18	179.17	- 176.53	= 2.63	241	583	275	694
8	10/31/17	179	36	<b>202</b>	<b>203</b>	<b>185</b>	590	<b>698</b>	3815	21	181.67	- 179.17	= 2.50	241	590	275	698
9	11/07/17	181	35	144	<b>235</b>	<b>223</b>	602	<b>707</b>	4417	24	184.04	- 181.67	= 2.38	241	602	275	707
10	11/14/17	184	32	160	156	<b>225</b>	541	<b>637</b>	4958	27	183.63	- 184.04	= -0.41	241	602	275	707
11	11/21/17	183	33	207	<b>182</b>	164	553	652	5511	30	183.70	- 183.63	= 0.07	241	602	275	707
12	11/28/17	183	33	<b>188</b>	<b>278</b>	193	659	<b>758</b>	6170	33	186.97	- 183.70	= 3.27	278	659	311	758
13	12/05/17	186	30	167	<b>179</b>	<b>227</b>	573	<b>663</b>	6743	36	187.31	- 186.97	= 0.34	278	659	311	758
14	12/12/17	187	29	<b>160</b>	152	<b>200</b>	512	<b>599</b>	7255	39	186.03	- 187.31	= -1.28	278	659	311	758
15	12/19/17	186	30	<b>195</b>	173	196	564	654	7819	42	186.17	- 186.03	= 0.14	278	659	311	758
16	01/09/18	186	30	137	165	156	458	548	8277	45	183.93	- 186.17	= -2.23	278	659	311	758

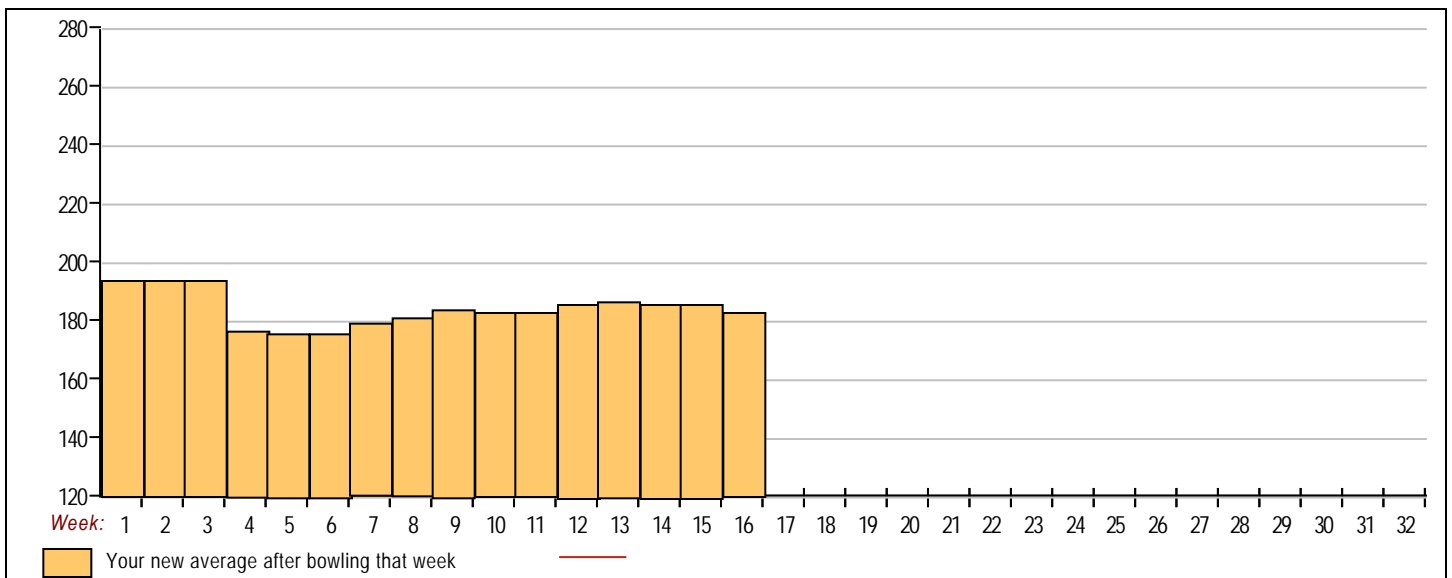
**End of 1st part**



<u>&lt;100</u>	<u>100's</u>	<u>125's</u>	<u>150's</u>	<u>175's</u>	<u>200's</u>	<u>225's</u>	<u>250's</u>	<u>275's</u>	<u>300's</u>
		4	16	12	8	4		1	
<u>&lt;400</u>	<u>400's</u>	<u>450's</u>	<u>500's</u>	<u>550's</u>	<u>600's</u>	<u>650's</u>	<u>700's</u>	<u>750's</u>	<u>800's</u>
	1	1	4	7	1	1			
		<u>Ave of Game 1</u>			<u>Ave of Game 2</u>		<u>Ave of Game 3</u>		
		174.53			184.33		192.93		

High game of 278 on week 12      High series of 659 on week 12      High average of 194.33 after bowling week 1  
 Low game of 129 on week 4      Low series of 431 on week 4      Low average of 176.42 after bowling week 5

High Scores by Game  
 Game #1: 241 on week 3    Game #2: 278 on week 12    Game #3: 227 on week 13



Note: This report includes information through January 9 which is Week 16 of 32

### Johnson Hui's Bowling Record - Team 7: Team 7

Week No.	Bowling Date	Old Ave	Old HDCP	-			Total	HDCP Total	Pins	Gms	---Average Change---			High Game	High Sers	HDCP Game	HDCP Sers		
				-1-	-2-	-3-					New	Old	---> +/-						
1	09/05/17	bk177	38	254	159	192	605	719	605	3	201.67	-	0.00	=	201.67	254	605	292	719
2	09/12/17	bk177	38	171	170	156	497	611	1102	6	183.67	-	201.67	=	-18.00	254	605	292	719
3	09/19/17	bk177	38	192	227	152	571	685	1673	9	185.89	-	183.67	=	2.22	254	605	292	719
4	09/26/17	185	0				0	0	1673	9	185.89	-	185.89	=	0.00	254	605	292	719
5	10/03/17	185	31	169	152	212	533	626	2206	12	183.83	-	185.89	=	-2.06	254	605	292	719
6	10/10/17	183	33	216	233	173	622	721	2828	15	188.53	-	183.83	=	4.70	254	622	292	721
7	10/17/17	188	0				0	0	2828	15	188.53	-	188.53	=	0.00	254	622	292	721
8	10/31/17	188	28	220	224	185	629	713	3457	18	192.06	-	188.53	=	3.52	254	629	292	721
9	11/07/17	192	25	146	177	193	516	591	3973	21	189.19	-	192.06	=	-2.87	254	629	292	721
10	11/14/17	189	27	195	184	161	540	621	4513	24	188.04	-	189.19	=	-1.15	254	629	292	721
11	11/21/17	188	28	211	209	220	640	724	5153	27	190.85	-	188.04	=	2.81	254	640	292	724
12	11/28/17	190	27	235	178	160	573	654	5726	30	190.87	-	190.85	=	0.01	254	640	292	724
13	12/05/17	190	27	192	193	162	547	628	6273	33	190.09	-	190.87	=	-0.78	254	640	292	724
14	12/12/17	190	27	235	180	150	565	646	6838	36	189.94	-	190.09	=	-0.15	254	640	292	724
15	12/19/17	189	27	147	169	167	483	564	7321	39	187.72	-	189.94	=	-2.23	254	640	292	724
16	01/09/18	187	29	120	207	212	539	626	7860	42	187.14	-	187.72	=	-0.58	254	640	292	724

End of 1st part

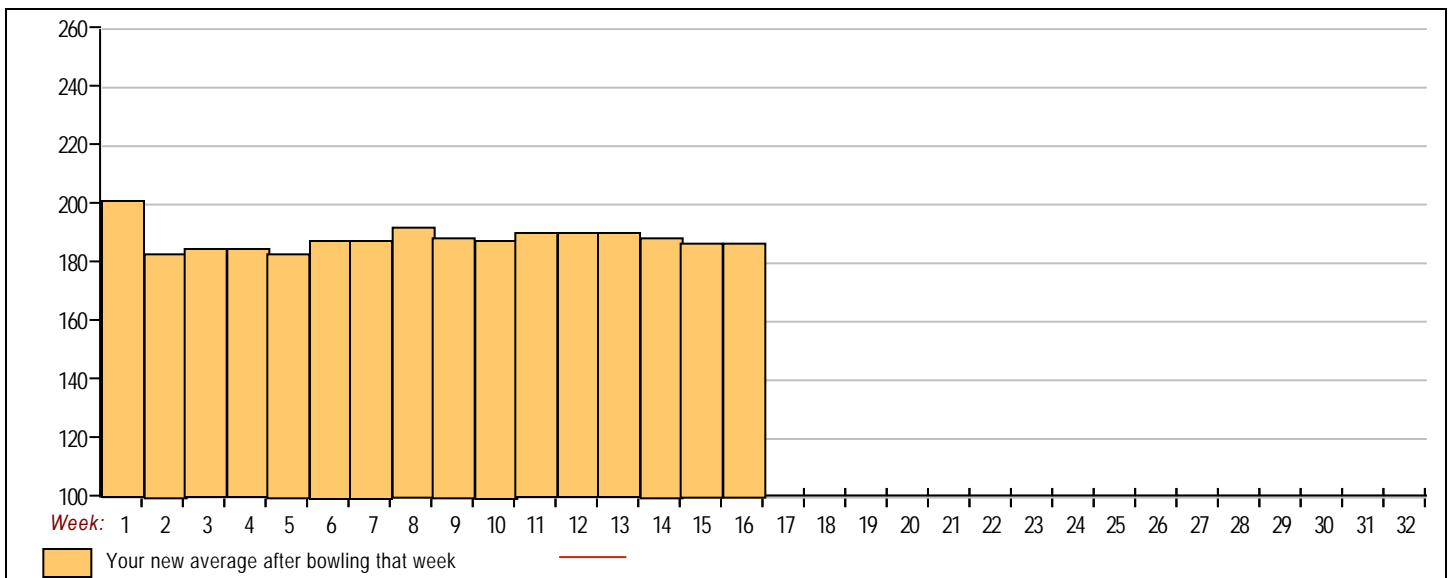


<u>&lt;100</u>	<u>100's</u>	<u>125's</u>	<u>150's</u>	<u>175's</u>	<u>200's</u>	<u>225's</u>	<u>250's</u>	<u>275's</u>	<u>300's</u>
	1	2	14	11	9	4	1		
<u>&lt;400</u>	<u>400's</u>	<u>450's</u>	<u>500's</u>	<u>550's</u>	<u>600's</u>	<u>650's</u>	<u>700's</u>	<u>750's</u>	<u>800's</u>
		2	5	3	4				
			<u>Ave of Game 1</u>	<u>Ave of Game 2</u>	<u>Ave of Game 3</u>				
			193.07	190.14	178.21				

High game of 254 on week 1      High series of 640 on week 11      High average of 201.67 after bowling week 1  
 Low game of 120 on week 16      Low series of 483 on week 15      Low average of 183.67 after bowling week 2

**High Scores by Game**

Game #1: 254 on week 1    Game #2: 233 on week 6    Game #3: 220 on week 11



Note: This report includes information through January 9 which is Week 16 of 32

### Tim Lui's Bowling Record - Team 7: Team 7

Week No.	Bowling Date	Old Ave	Old HDCP	-1- -2- -3-			Total	HDCP Total	Pins	Gms	---Average Change---			High Game	High Sers	HDCP Game	HDCP Sers
											New - Old	---> +/-					
1	09/05/17	bk180	36	117	<b>166</b>	158	441	549	441	3	147.00	- 0.00	= 147.00	166	441	202	549
2	09/12/17	bk180	36	<b>218</b>	143	159	520	<b>628</b>	961	6	160.17	- 147.00	= 13.17	218	520	254	628
3	09/19/17	bk180	36	<b>175</b>	158	<b>171</b>	504	612	1465	9	162.78	- 160.17	= 2.61	218	520	254	628
4	09/26/17	170	45	<b>167</b>	<b>168</b>	<b>194</b>	529	<b>664</b>	1994	12	166.17	- 162.78	= 3.39	218	529	254	664
5	10/03/17	170	45	<b>189</b>	<b>171</b>	138	498	633	2492	15	166.13	- 166.17	= -0.03	218	529	254	664
6	10/10/17	170	45	169	152	<b>239</b>	560	<b>695</b>	3052	18	169.56	- 166.13	= 3.42	239	560	284	695
7	10/17/17	170	45	153	169	<b>193</b>	515	650	3567	21	169.86	- 169.56	= 0.30	239	560	284	695
8	10/31/17	170	45	<b>197</b>	<b>182</b>	<b>172</b>	551	<b>686</b>	4118	24	171.58	- 169.86	= 1.73	239	560	284	695
9	11/07/17	171	44	<b>201</b>	152	<b>204</b>	557	<b>689</b>	4675	27	173.15	- 171.58	= 1.56	239	560	284	695
10	11/14/17	173	42	<b>137</b>	166	142	445	571	5120	30	170.67	- 173.15	= -2.48	239	560	284	695
11	11/21/17	170	45	172	<b>256</b>	<b>151</b>	579	<b>714</b>	5699	33	172.70	- 170.67	= 2.03	256	579	301	714
12	11/28/17	172	43	152	<b>190</b>	<b>195</b>	537	<b>666</b>	6236	36	173.22	- 172.70	= 0.53	256	579	301	714
13	12/05/17	173	42	177	<b>213</b>	<b>178</b>	568	<b>694</b>	6804	39	174.46	- 173.22	= 1.24	256	579	301	714
14	12/12/17	174	41	<b>179</b>	<b>144</b>	139	462	585	7266	42	173.00	- 174.46	= -1.46	256	579	301	714
15	12/19/17	173	42	<b>154</b>	<b>201</b>	<b>180</b>	535	<b>661</b>	7801	45	173.36	- 173.00	= 0.36	256	579	301	714
16	01/09/18	173	42	173	<b>225</b>	158	556	<b>682</b>	8357	48	174.10	- 173.36	= 0.75	256	579	301	714

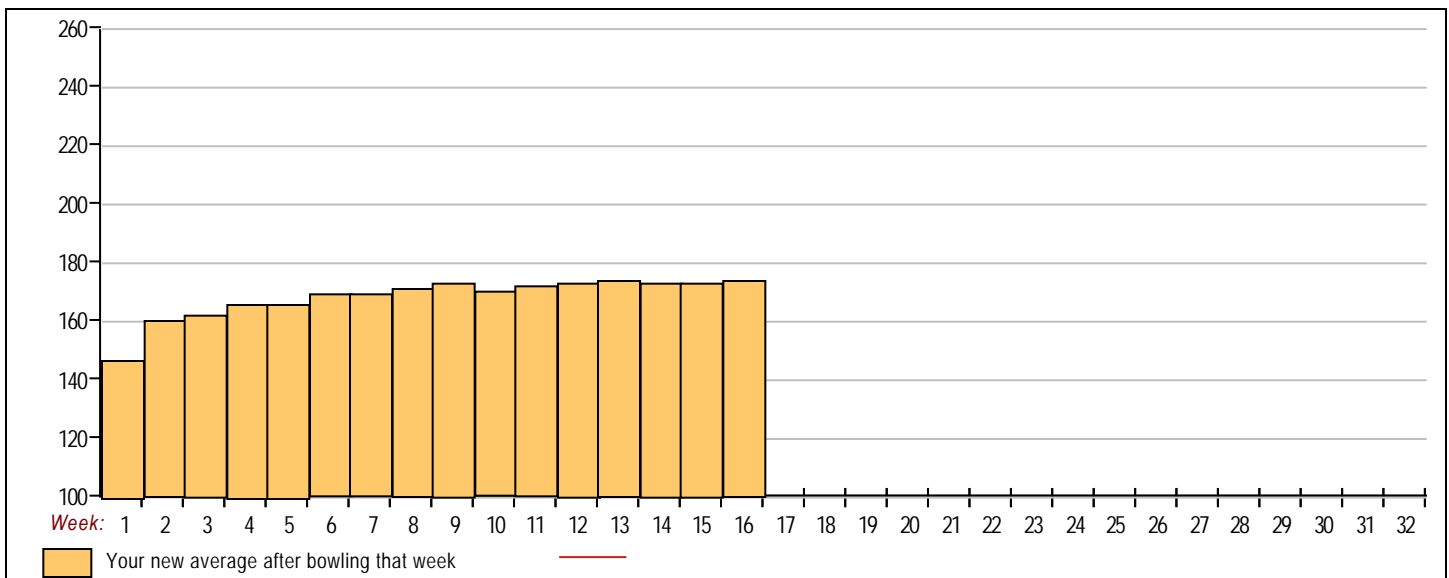
### End of 1st part

<u>&lt;100</u>	<u>100's</u>	<u>125's</u>	<u>150's</u>	<u>175's</u>	<u>200's</u>	<u>225's</u>	<u>250's</u>	<u>275's</u>	<u>300's</u>
	1	6	21	12	5	2	1		
<u>&lt;400</u>	<u>400's</u>	<u>450's</u>	<u>500's</u>	<u>550's</u>	<u>600's</u>	<u>650's</u>	<u>700's</u>	<u>750's</u>	<u>800's</u>
	2	2	6	6					
			<u>Ave of Game 1</u>	<u>Ave of Game 2</u>	<u>Ave of Game 3</u>				
			170.63	178.50	173.19				

High game of **256** on week **11**      High series of **579** on week **11**      High average of **174.46** after bowling week **13**  
 Low game of **117** on week **1**      Low series of **441** on week **1**      Low average of **147.00** after bowling week **1**

High Scores by Game

Game #1: **218** on week **2**    Game #2: **256** on week **11**    Game #3: **239** on week **6**



Note: This report includes information through January 9 which is Week 16 of 32

**Matthew Yee's Bowling Record - Team 7: Team 7**

Week No.	Bowling Date	Old Ave	Old HDCP	-			Total	HDCP Total	Pins	Gms	---Average Change---			High Game	High Sers	HDCP Game	HDCP Sers		
				-1-	-2-	-3-					New - Old	---> +/-							
1	09/05/17	bk160	0				0	0	0	0	-	0.00	=	0.00	0	0			
2	09/12/17	bk160	54	<b>169</b>	<b>165</b>	134	468	<b>630</b>	468	3	156.00	-	0.00	=	156.00	169	468	223	630
3	09/19/17	bk160	0				0	0	468	3	156.00	-	156.00	=	0.00	169	468	223	630
4	09/26/17	bk160	54	<b>158</b>	<b>173</b>	138	469	<b>631</b>	937	6	156.17	-	156.00	=	0.17	173	469	227	631
5	10/03/17	bk160	0				0	0	937	6	156.17	-	156.17	=	0.00	173	469	227	631
6	10/10/17	bk160	0				0	0	937	6	156.17	-	156.17	=	0.00	173	469	227	631
7	10/17/17	bk160	54	a160	a160	a160	480	642	937	6	156.17	-	156.17	=	0.00	173	469	227	631
8	10/31/17	bk160	0				0	0	937	6	156.17	-	156.17	=	0.00	173	469	227	631
9	11/07/17	bk160	0				0	0	937	6	156.17	-	156.17	=	0.00	173	469	227	631
10	11/14/17	bk160	0				0	0	937	6	156.17	-	156.17	=	0.00	173	469	227	631
11	11/21/17	bk160	0				0	0	937	6	156.17	-	156.17	=	0.00	173	469	227	631
12	11/28/17	bk160	0				0	0	937	6	156.17	-	156.17	=	0.00	173	469	227	631
13	12/05/17	bk160	0				0	0	937	6	156.17	-	156.17	=	0.00	173	469	227	631
14	12/12/17	bk160	0				0	0	937	6	156.17	-	156.17	=	0.00	173	469	227	631
15	12/19/17	bk160	0				0	0	937	6	156.17	-	156.17	=	0.00	173	469	227	631
16	01/09/18	bk160	54				0	0	937	6	156.17	-	156.17	=	0.00	173	469	227	631

**End of 1st part**



<u>&lt;100</u>	<u>100's</u>	<u>125's</u>	<u>150's</u>	<u>175's</u>	<u>200's</u>	<u>225's</u>	<u>250's</u>	<u>275's</u>	<u>300's</u>	
		2	4							
<u>&lt;400</u>	<u>400's</u>	<u>450's</u>	<u>500's</u>	<u>550's</u>	<u>600's</u>	<u>650's</u>	<u>700's</u>	<u>750's</u>	<u>800's</u>	
		2								
		<u>Ave of Game 1</u>			<u>Ave of Game 2</u>			<u>Ave of Game 3</u>		
		163.50			169.00			136.00		

High game of **173** on week **4**      High series of **469** on week **4**      High average of **156.17** after bowling week **4**  
 Low game of **134** on week **2**      Low series of **468** on week **2**      Low average of **156.00** after bowling week **2**

High Scores by Game

Game #1: **169** on week **2**   Game #2: **173** on week **4**   Game #3: **138** on week **4**

