

Note: This report includes information through January 10 which is Week 16 of 33

**Daniel Mui's Bowling Record - Team 10: Not So Perfect 10**

Week No.	Bowling Date	Old Ave	Old HDCP	-1-	-2-	-3-	Total	HDCP		---Average Change---			High Game	High Sers	HDCP Game	HDCP Sers			
								Total	Pins	Gms	New	Old					---> +/-		
1	09/06/17	0	0				0	0	0	0	-	0.00	=	0.00	0	0			
2	09/13/17	0	0				0	0	0	0	-	0.00	=	0.00	0	0			
3	09/20/17	0	0				0	0	0	0	-	0.00	=	0.00	0	0			
4	09/27/17	0	0				0	0	0	0	-	0.00	=	0.00	0	0			
5	10/04/17	0	0				0	0	0	0	-	0.00	=	0.00	0	0			
6	10/11/17	0	0				0	0	0	0	-	0.00	=	0.00	0	0			
7	10/18/17	0	0				0	0	0	0	-	0.00	=	0.00	0	0			
8	10/25/17	124	86	133	110	131	374	632	374	3	124.67	-	0.00	=	124.67	133	374		
9	11/01/17	133	78	144	158	126	428	662	802	6	133.67	-	124.67	=	9.00	158	428		
10	11/08/17	135	76	143	119	152	414	642	1216	9	135.11	-	133.67	=	1.44	158	428		
11	11/15/17	135	0				0	0	1216	9	135.11	-	135.11	=	0.00	158	428		
12	11/29/17	135	0				0	0	1216	9	135.11	-	135.11	=	0.00	158	428		
13	12/06/17	135	76	159	141	127	427	655	1643	12	136.92	-	135.11	=	1.81	159	428	235	655
14	12/13/17	136	0				0	0	1643	12	136.92	-	136.92	=	0.00	159	428	235	655
15	12/20/17	136	0				0	0	1643	12	136.92	-	136.92	=	0.00	159	428	235	655
16	01/10/18	136	75	134	197	203	534	759	2177	15	145.13	-	136.92	=	8.22	203	534	278	759

**End of 1st part**

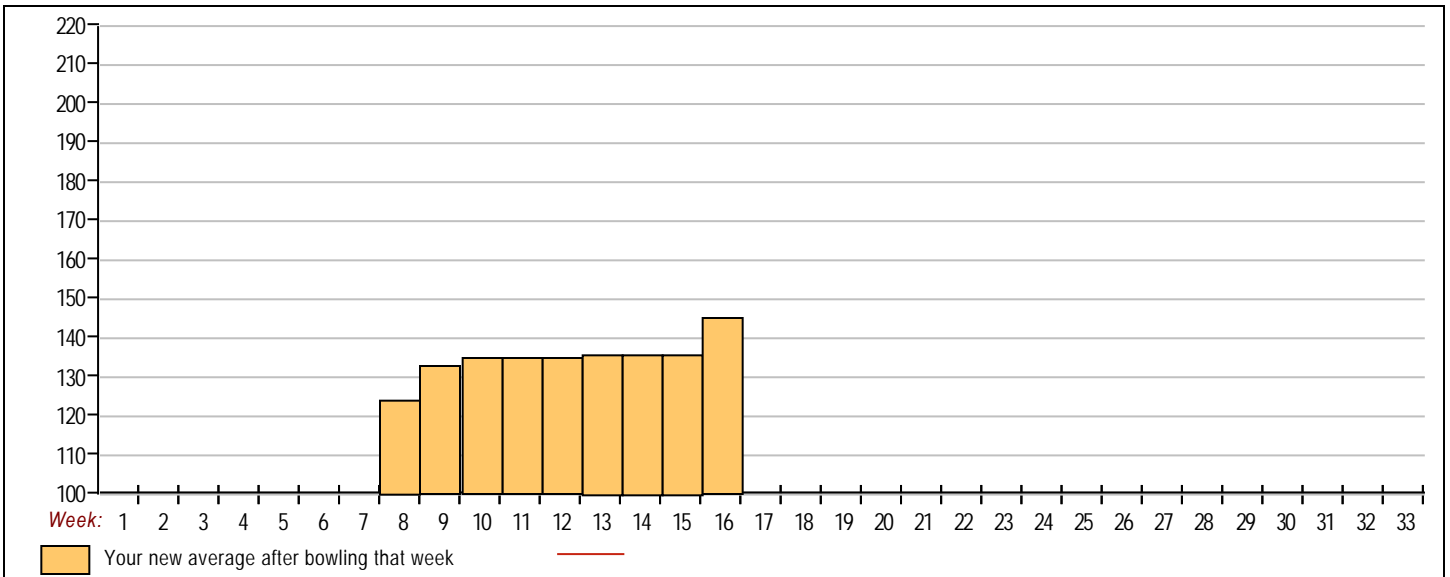
<u>&lt;100</u>	<u>100's</u>	<u>125's</u>	<u>150's</u>	<u>175's</u>	<u>200's</u>	<u>225's</u>	<u>250's</u>	<u>275's</u>	<u>300's</u>
	2	8	3	1	1				
<u>&lt;400</u>	<u>400's</u>	<u>450's</u>	<u>500's</u>	<u>550's</u>	<u>600's</u>	<u>650's</u>	<u>700's</u>	<u>750's</u>	<u>800's</u>
1	3		1						

<u>Ave of Game 1</u>	<u>Ave of Game 2</u>	<u>Ave of Game 3</u>
142.60	145.00	147.80

High game of 203 on week 16      High series of 534 on week 16      High average of 145.13 after bowling week 16  
 Low game of 110 on week 8      Low series of 374 on week 8      Low average of 124.67 after bowling week 8

High Scores by Game

Game #1: 159 on week 13    Game #2: 197 on week 16    Game #3: 203 on week 16



Note: This report includes information through January 10 which is Week 16 of 33

### Samantha Mui's Bowling Record - Team 10: Not So Perfect 10

Week No.	Bowling Date	Old Ave	Old HDCP	-1-	-2-	-3-	HDCP		Pins	Gms	---Average Change---			High Game	High Sers	HDCP Game	HDCP Sers		
							Total	Total			New - Old	---> +/-							
1	09/06/17	bk141	0				0	0	0	0	-	0.00	=	0.00	0	0			
2	09/13/17	bk141	0				0	0	0	0	-	0.00	=	0.00	0	0			
3	09/20/17	bk141	0				0	0	0	0	-	0.00	=	0.00	0	0			
4	09/27/17	bk141	0				0	0	0	0	-	0.00	=	0.00	0	0			
5	10/04/17	bk141	0				0	0	0	0	-	0.00	=	0.00	0	0			
6	10/11/17	bk141	0				0	0	0	0	-	0.00	=	0.00	0	0			
7	10/18/17	bk141	0				0	0	0	0	-	0.00	=	0.00	0	0			
8	10/25/17	bk141	0				0	0	0	0	-	0.00	=	0.00	0	0			
9	11/01/17	bk141	0				0	0	0	0	-	0.00	=	0.00	0	0			
10	11/08/17	bk141	0				0	0	0	0	-	0.00	=	0.00	0	0			
11	11/15/17	bk141	71	149	155	164	468	681	468	3	156.00	-	0.00	=	156.00	164	468	235	681
12	11/29/17	bk141	71	167	150	111	428	641	896	6	149.33	-	156.00	=	-6.67	167	468	238	681
13	12/06/17	bk141	0				0	0	896	6	149.33	-	149.33	=	0.00	167	468	238	681
14	12/13/17	bk141	71	155	178	168	501	714	1397	9	155.22	-	149.33	=	5.89	178	501	249	714
15	12/20/17	155	58	146	215	154	515	689	1912	12	159.33	-	155.22	=	4.11	215	515	273	714
16	01/10/18	159	54	156	162	174	492	654	2404	15	160.27	-	159.33	=	0.93	215	515	273	714

### End of 1st part

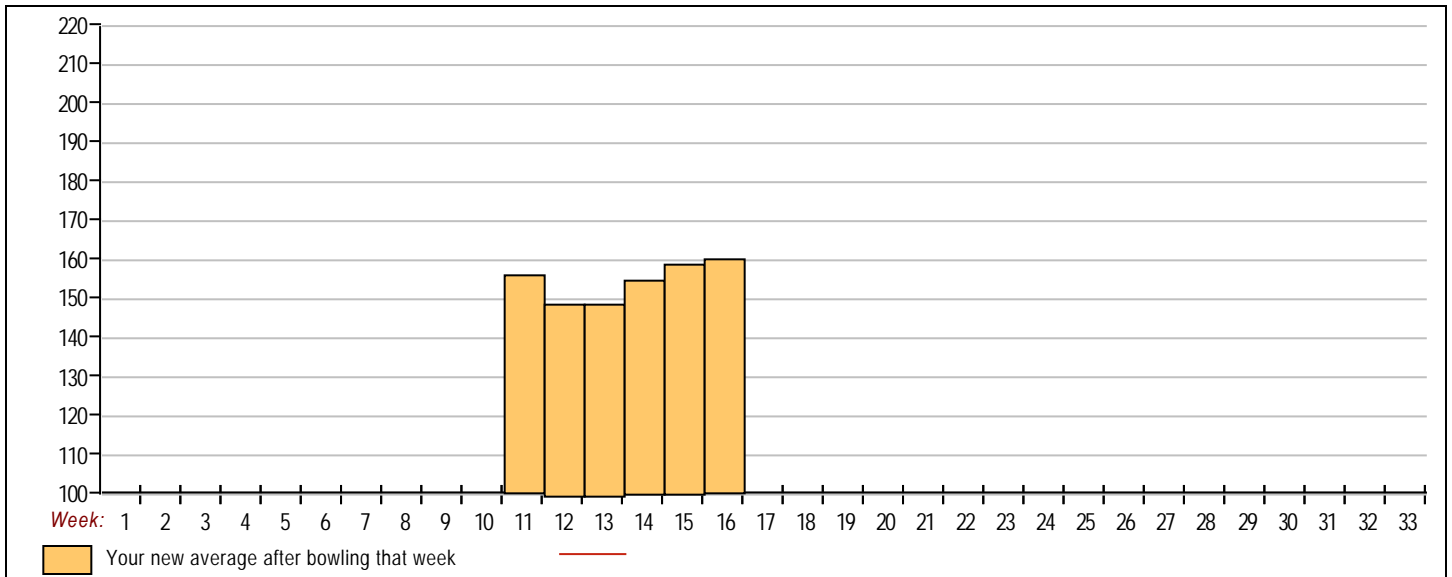
<u>&lt;100</u>	<u>100's</u>	<u>125's</u>	<u>150's</u>	<u>175's</u>	<u>200's</u>	<u>225's</u>	<u>250's</u>	<u>275's</u>	<u>300's</u>
	1	2	10	1	1				
<u>&lt;400</u>	<u>400's</u>	<u>450's</u>	<u>500's</u>	<u>550's</u>	<u>600's</u>	<u>650's</u>	<u>700's</u>	<u>750's</u>	<u>800's</u>
	1	2	2						

<u>Ave of Game 1</u>	<u>Ave of Game 2</u>	<u>Ave of Game 3</u>
154.60	172.00	154.20

High game of 215 on week 15      High series of 515 on week 15      High average of 160.27 after bowling week 16  
 Low game of 111 on week 12      Low series of 428 on week 12      Low average of 149.33 after bowling week 12

#### High Scores by Game

Game #1: 167 on week 12    Game #2: 215 on week 15    Game #3: 174 on week 16



Note: This report includes information through January 10 which is Week 16 of 33

**Kevin Fong's Bowling Record - Team 10: Not So Perfect 10**

Week No.	Bowling Date	Old Ave	Old HDCP	-1-	-2-	-3-	Total	HDCP		---Average Change---			High Game	High Sers	HDCP Game	HDCP Sers			
								Total	Pins	Gms	New - Old	---> +/-							
1	09/06/17	bk176	0				0	0	0	0	-	0.00	=	0.00	0	0			
2	09/13/17	bk176	0				0	0	0	0	-	0.00	=	0.00	0	0			
3	09/20/17	bk176	0				0	0	0	0	-	0.00	=	0.00	0	0			
4	09/27/17	bk176	39	<b>220</b>	<b>279</b>	<b>169</b>	668	<b>785</b>	668	3	222.67	-	0.00	=	222.67	279	668	318	785
5	10/04/17	bk176	39	152	190	174	516	633	1184	6	197.33	-	222.67	=	-25.33	279	668	318	785
6	10/11/17	bk176	39	<b>233</b>	157	183	573	690	1757	9	195.22	-	197.33	=	-2.11	279	668	318	785
7	10/18/17	195	22	168	202	<b>180</b>	550	<b>616</b>	2307	12	192.25	-	195.22	=	-2.97	279	668	318	785
8	10/25/17	192	25	141	169	<b>221</b>	531	606	2838	15	189.20	-	192.25	=	-3.05	279	668	318	785
9	11/01/17	189	27	<b>199</b>	180	153	532	613	3370	18	187.22	-	189.20	=	-1.98	279	668	318	785
10	11/08/17	187	29	<b>183</b>	<b>225</b>	171	579	666	3949	21	188.05	-	187.22	=	0.83	279	668	318	785
11	11/15/17	188	28	187	<b>168</b>	<b>198</b>	553	<b>637</b>	4502	24	187.58	-	188.05	=	-0.46	279	668	318	785
12	11/29/17	187	29	<b>214</b>	149	146	509	596	5011	27	185.59	-	187.58	=	-1.99	279	668	318	785
13	12/06/17	185	31	111	184	<b>200</b>	495	<b>588</b>	5506	30	183.53	-	185.59	=	-2.06	279	668	318	785
14	12/13/17	183	33	<b>177</b>	<b>190</b>	<b>181</b>	548	<b>647</b>	6054	33	183.45	-	183.53	=	-0.08	279	668	318	785
15	12/20/17	183	33	<b>179</b>	159	162	500	599	6554	36	182.06	-	183.45	=	-1.40	279	668	318	785
16	01/10/18	182	34	<b>213</b>	<b>214</b>	172	599	<b>701</b>	7153	39	183.41	-	182.06	=	1.35	279	668	318	785

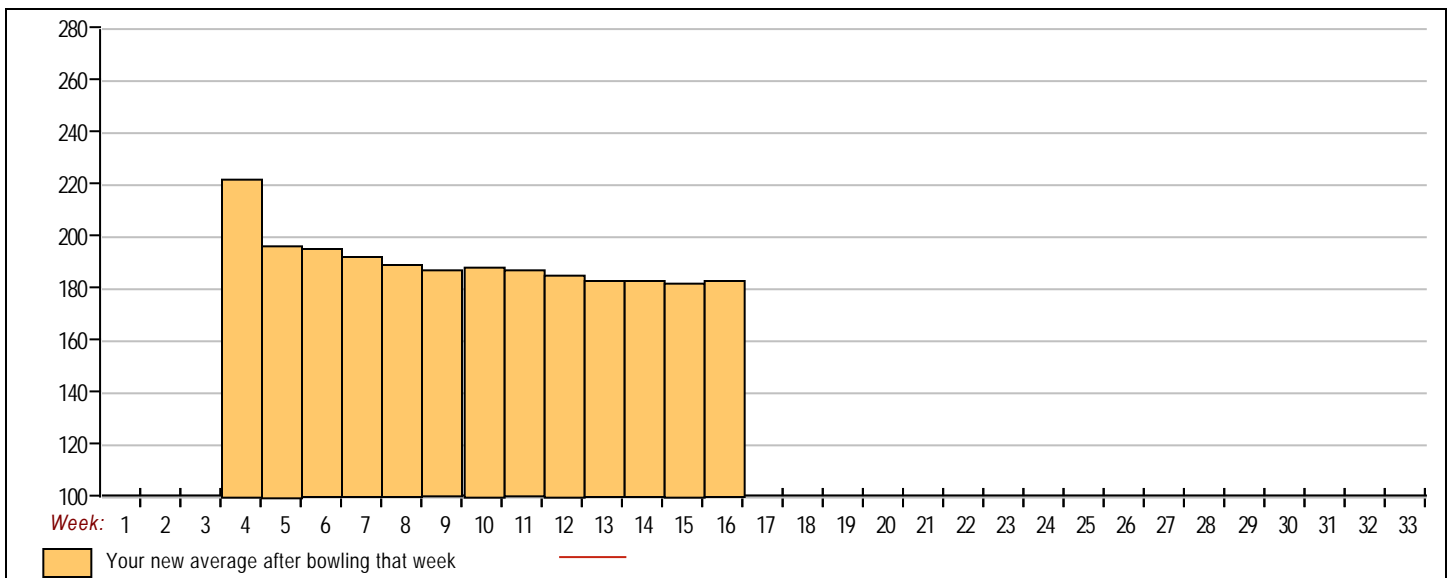
**End of 1st part**

<u>&lt;100</u>	<u>100's</u>	<u>125's</u>	<u>150's</u>	<u>175's</u>	<u>200's</u>	<u>225's</u>	<u>250's</u>	<u>275's</u>	<u>300's</u>
	1	3	12	13	7	2		1	
<u>&lt;400</u>	<u>400's</u>	<u>450's</u>	<u>500's</u>	<u>550's</u>	<u>600's</u>	<u>650's</u>	<u>700's</u>	<u>750's</u>	<u>800's</u>
		1	6	5		1			
<u>Ave of Game 1</u>			<u>Ave of Game 2</u>			<u>Ave of Game 3</u>			
182.85			189.69			177.69			

High game of 279 on week 4      High series of 668 on week 4      High average of 222.67 after bowling week 4  
 Low game of 111 on week 13      Low series of 495 on week 13      Low average of 182.06 after bowling week 15

High Scores by Game

Game #1: 233 on week 6    Game #2: 279 on week 4    Game #3: 221 on week 8



Note: This report includes information through January 10 which is Week 16 of 33

**Sabrina Mui's Bowling Record - Team 10: Not So Perfect 10**

Week No.	Bowling Date	Old Ave	Old HDCP	-			Total	HDCP Total	Pins	Gms	---Average Change---			High Game	High Sers	HDCP Game	HDCP Sers
				-1-	-2-	-3-					New - Old	---> +/-					
1	09/06/17	bk158	55	131	<b>136</b>	<b>146</b>	413	578	413	3	137.67	- 0.00	= 137.67	146	413	201	578
2	09/13/17	bk158	55	<b>168</b>	140	<b>182</b>	490	<b>655</b>	903	6	150.50	- 137.67	= 12.83	182	490	237	655
3	09/20/17	bk158	55	208	137	<b>159</b>	504	669	1407	9	156.33	- 150.50	= 5.83	208	504	263	669
4	09/27/17	156	57	<b>166</b>	153	<b>138</b>	457	628	1864	12	155.33	- 156.33	= -1.00	208	504	263	669
5	10/04/17	155	58	<b>173</b>	<b>176</b>	148	497	<b>671</b>	2361	15	157.40	- 155.33	= 2.07	208	504	263	671
6	10/11/17	157	56	<b>193</b>	159	<b>165</b>	517	<b>685</b>	2878	18	159.89	- 157.40	= 2.49	208	517	263	685
7	10/18/17	159	54	<b>166</b>	142	<b>177</b>	485	647	3363	21	160.14	- 159.89	= 0.25	208	517	263	685
8	10/25/17	160	54	<b>190</b>	144	<b>181</b>	515	<b>677</b>	3878	24	161.58	- 160.14	= 1.44	208	517	263	685
9	11/01/17	161	53	<b>162</b>	<b>175</b>	<b>180</b>	517	<b>676</b>	4395	27	162.78	- 161.58	= 1.19	208	517	263	685
10	11/08/17	162	52	<b>170</b>	<b>223</b>	<b>204</b>	597	<b>753</b>	4992	30	166.40	- 162.78	= 3.62	223	597	275	753
11	11/15/17	166	48	<b>189</b>	130	<b>211</b>	530	<b>674</b>	5522	33	167.33	- 166.40	= 0.93	223	597	275	753
12	11/29/17	167	47	147	<b>175</b>	<b>185</b>	507	<b>648</b>	6029	36	167.47	- 167.33	= 0.14	223	597	275	753
13	12/06/17	167	47	<b>193</b>	<b>178</b>	<b>164</b>	535	<b>676</b>	6564	39	168.31	- 167.47	= 0.84	223	597	275	753
14	12/13/17	168	46	<b>185</b>	185	<b>147</b>	517	655	7081	42	168.60	- 168.31	= 0.29	223	597	275	753
15	12/20/17	168	46	166	139	155	460	598	7541	45	167.58	- 168.60	= -1.02	223	597	275	753
16	01/10/18	167	47				0	0	7541	45	167.58	- 167.58	= 0.00	223	597	275	753

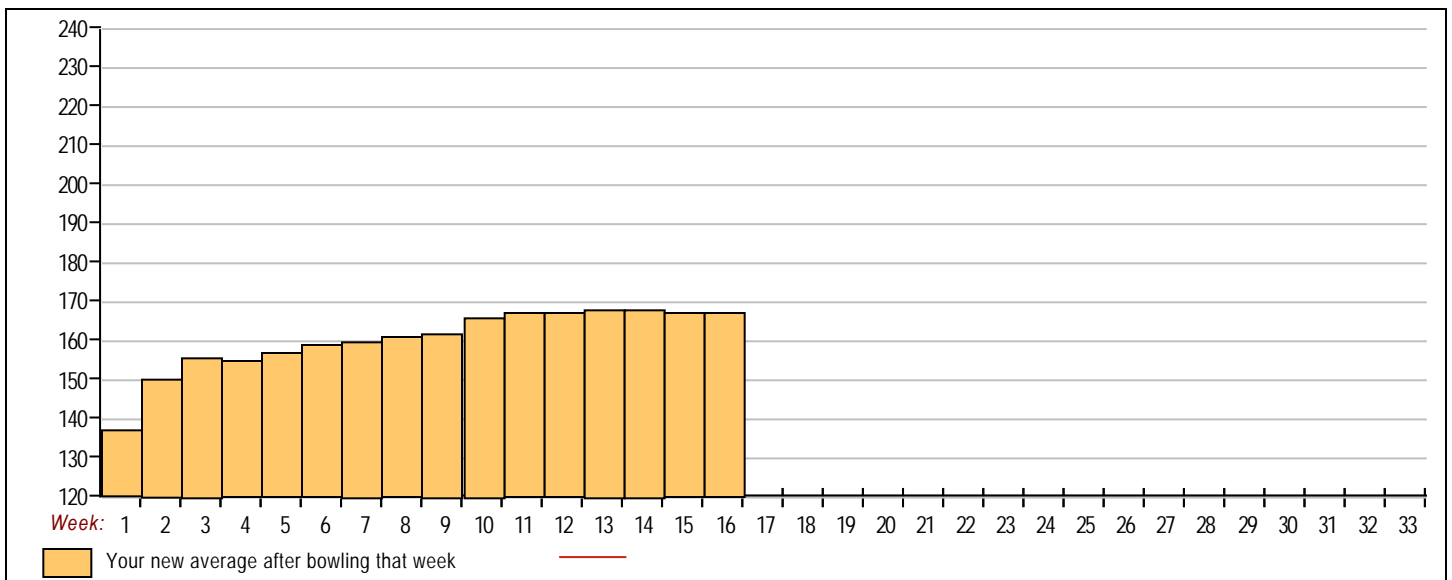
**End of 1st part**

<u>&lt;100</u>	<u>100's</u>	<u>125's</u>	<u>150's</u>	<u>175's</u>	<u>200's</u>	<u>225's</u>	<u>250's</u>	<u>275's</u>	<u>300's</u>
		13	13	15	4				
<u>&lt;400</u>	<u>400's</u>	<u>450's</u>	<u>500's</u>	<u>550's</u>	<u>600's</u>	<u>650's</u>	<u>700's</u>	<u>750's</u>	<u>800's</u>
	1	5	8	1					
			<u>Ave of Game 1</u>	<u>Ave of Game 2</u>	<u>Ave of Game 3</u>				
			173.80	159.47	169.47				

High game of 223 on week 10      High series of 597 on week 10      High average of 168.60 after bowling week 14  
 Low game of 130 on week 11      Low series of 413 on week 1      Low average of 137.67 after bowling week 1

High Scores by Game

Game #1: 208 on week 3    Game #2: 223 on week 10    Game #3: 211 on week 11



Note: This report includes information through January 10 which is Week 16 of 33

**Kody Fong's Bowling Record - Team 10: Not So Perfect 10**

Week No.	Bowling Date	Old Ave	Old HDCP	Scores			Total	HDCP Total	Pins	Gms	---Average Change---			High Game	High Sers	HDCP Game	HDCP Sers		
				-1-	-2-	-3-					New	Old	---> +/-						
1	09/06/17	bk152	61	125	<b>225</b>	<b>155</b>	505	<b>688</b>	505	3	168.33	-	0.00	=	168.33	225	505	286	688
2	09/13/17	bk152	61	<b>159</b>	153	<b>195</b>	507	<b>690</b>	1012	6	168.67	-	168.33	=	0.33	225	507	286	690
3	09/20/17	bk152	61	127	136	<b>145</b>	408	591	1420	9	157.78	-	168.67	=	<b>-10.89</b>	225	507	286	690
4	09/27/17	157	0				0	0	1420	9	157.78	-	157.78	=	0.00	225	507	286	690
5	10/04/17	157	0				0	0	1420	9	157.78	-	157.78	=	0.00	225	507	286	690
6	10/11/17	157	0				0	0	1420	9	157.78	-	157.78	=	0.00	225	507	286	690
7	10/18/17	157	0				0	0	1420	9	157.78	-	157.78	=	0.00	225	507	286	690
8	10/25/17	157	0				0	0	1420	9	157.78	-	157.78	=	0.00	225	507	286	690
9	11/01/17	157	0				0	0	1420	9	157.78	-	157.78	=	0.00	225	507	286	690
10	11/08/17	157	0				0	0	1420	9	157.78	-	157.78	=	0.00	225	507	286	690
11	11/15/17	157	0				0	0	1420	9	157.78	-	157.78	=	0.00	225	507	286	690
12	11/29/17	157	0				0	0	1420	9	157.78	-	157.78	=	0.00	225	507	286	690
13	12/06/17	157	0				0	0	1420	9	157.78	-	157.78	=	0.00	225	507	286	690
14	12/13/17	157	0				0	0	1420	9	157.78	-	157.78	=	0.00	225	507	286	690
15	12/20/17	157	0				0	0	1420	9	157.78	-	157.78	=	0.00	225	507	286	690
16	01/10/18	157	56				0	0	1420	9	157.78	-	157.78	=	0.00	225	507	286	690

**End of 1st part**

<u>&lt;100</u>	<u>100's</u>	<u>125's</u>	<u>150's</u>	<u>175's</u>	<u>200's</u>	<u>225's</u>	<u>250's</u>	<u>275's</u>	<u>300's</u>
		4	3	1		1			
<u>&lt;400</u>	<u>400's</u>	<u>450's</u>	<u>500's</u>	<u>550's</u>	<u>600's</u>	<u>650's</u>	<u>700's</u>	<u>750's</u>	<u>800's</u>
	1		2						

<u>Ave of Game 1</u>	<u>Ave of Game 2</u>	<u>Ave of Game 3</u>
137.00	171.33	165.00

High game of 225 on week 1      High series of 507 on week 2      High average of 168.67 after bowling week 2  
 Low game of 125 on week 1      Low series of 408 on week 3      Low average of 157.78 after bowling week 3

High Scores by Game

Game #1: 159 on week 2   Game #2: 225 on week 1   Game #3: 195 on week 2

