

Note: This report includes information through January 10 which is Week 16 of 33

### Sue Moffatt's Bowling Record - Team 12: Our Lane Our Way

Week No.	Bowling Date	Old Ave	Old HDCP	-			Total	HDCP Total	Pins	Gms	---Average Change---			High Game	High Sers	HDCP Game	HDCP Sers		
				-1-	-2-	-3-					New	Old	---> +/-						
1	09/06/17	bk128	82	122	120	125	367	613	367	3	122.33	-	0.00	=	122.33	125	367	207	613
2	09/13/17	bk128	82	104	117	121	342	588	709	6	118.17	-	122.33	=	-4.17	125	367	207	613
3	09/20/17	bk128	82	128	145	107	380	626	1089	9	121.00	-	118.17	=	2.83	145	380	227	626
4	09/27/17	121	89	123	125	142	390	657	1479	12	123.25	-	121.00	=	2.25	145	390	231	657
5	10/04/17	123	87	112	124	167	403	664	1882	15	125.47	-	123.25	=	2.22	167	403	254	664
6	10/11/17	125	85	150	145	122	417	672	2299	18	127.72	-	125.47	=	2.26	167	417	254	672
7	10/18/17	127	83	126	170	136	432	681	2731	21	130.05	-	127.72	=	2.33	170	432	254	681
8	10/25/17	130	81	103	112	87	302	545	3033	24	126.38	-	130.05	=	-3.67	170	432	254	681
9	11/01/17	126	84	178	123	136	437	689	3470	27	128.52	-	126.38	=	2.14	178	437	262	689
10	11/08/17	128	82	130	134	120	384	630	3854	30	128.47	-	128.52	=	-0.05	178	437	262	689
11	11/15/17	128	82	132	156	124	412	658	4266	33	129.27	-	128.47	=	0.81	178	437	262	689
12	11/29/17	129	81	128	135	142	405	648	4671	36	129.75	-	129.27	=	0.48	178	437	262	689
13	12/06/17	129	81	153	154	178	485	728	5156	39	132.21	-	129.75	=	2.46	178	485	262	728
14	12/13/17	132	0				0	0	5156	39	132.21	-	132.21	=	0.00	178	485	262	728
15	12/20/17	132	79	149	143	154	446	683	5602	42	133.38	-	132.21	=	1.18	178	485	262	728
16	01/10/18	133	78	165	93	a133	391	625	5860	44	133.18	-	133.38	=	-0.20	178	485	262	728

### End of 1st part

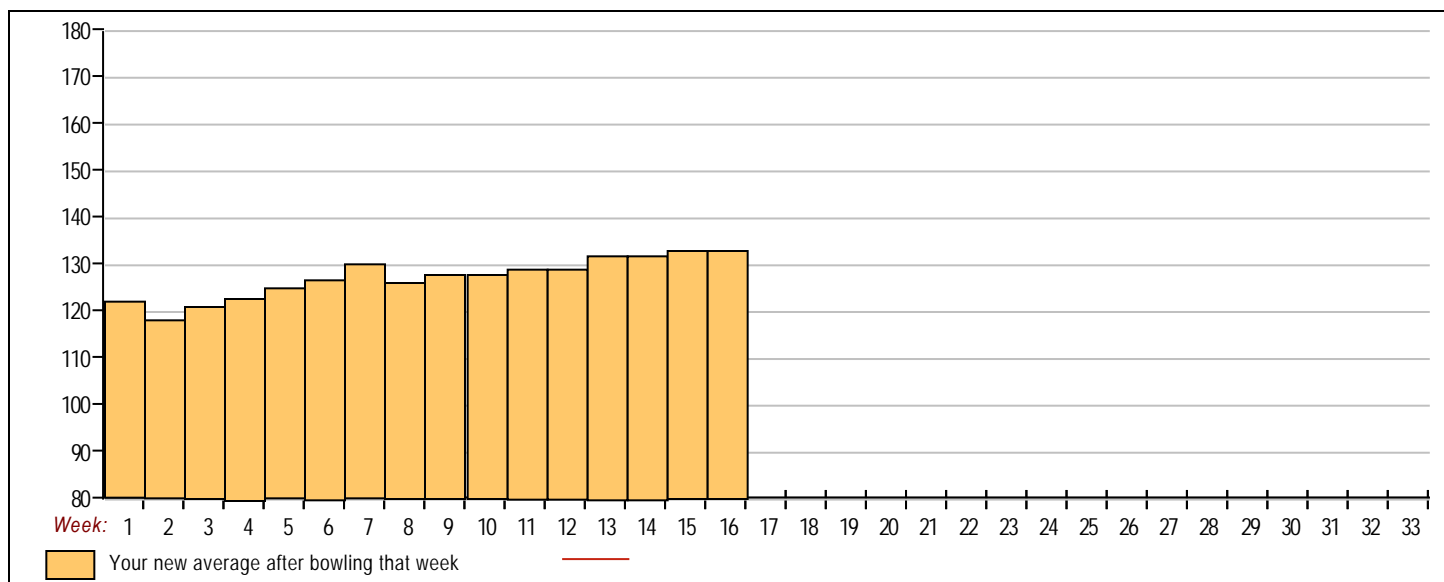
<u>&lt;100</u>	<u>100's</u>	<u>125's</u>	<u>150's</u>	<u>175's</u>	<u>200's</u>	<u>225's</u>	<u>250's</u>	<u>275's</u>	<u>300's</u>
2	15	17	8	2					
<u>&lt;400</u>	<u>400's</u>	<u>450's</u>	<u>500's</u>	<u>550's</u>	<u>600's</u>	<u>650's</u>	<u>700's</u>	<u>750's</u>	<u>800's</u>
6	7	1							

<u>Ave of Game 1</u>	<u>Ave of Game 2</u>	<u>Ave of Game 3</u>
133.53	133.07	132.93

High game of 178 on week 9      High series of 485 on week 13      High average of 133.38 after bowling week 15  
 Low game of 87 on week 8      Low series of 302 on week 8      Low average of 118.17 after bowling week 2

#### High Scores by Game

Game #1: 178 on week 9    Game #2: 170 on week 7    Game #3: 178 on week 13



Note: This report includes information through January 10 which is Week 16 of 33

**Hans Zhong's Bowling Record - Team 12: Our Lane Our Way**

Week No.	Bowling Date	Old Ave	Old HDCP	HDCP			Total	HDCP Total	Pins	Gms	---Average Change---			High Game	High Sers	HDCP Game	HDCP Sers		
				-1-	-2-	-3-					New - Old	--->	+/-						
1	09/06/17	bk136	0				0	0	0	0	-	0.00	=	0.00	0	0			
2	09/13/17	bk136	0				0	0	0	0	-	0.00	=	0.00	0	0			
3	09/20/17	bk136	0				0	0	0	0	-	0.00	=	0.00	0	0			
4	09/27/17	bk136	0				0	0	0	0	-	0.00	=	0.00	0	0			
5	10/04/17	bk136	0				0	0	0	0	-	0.00	=	0.00	0	0			
6	10/11/17	bk136	0				0	0	0	0	-	0.00	=	0.00	0	0			
7	10/18/17	bk136	0				0	0	0	0	-	0.00	=	0.00	0	0			
8	10/25/17	bk136	0				0	0	0	0	-	0.00	=	0.00	0	0			
9	11/01/17	bk136	0				0	0	0	0	-	0.00	=	0.00	0	0			
10	11/08/17	bk136	0				0	0	0	0	-	0.00	=	0.00	0	0			
11	11/15/17	bk136	0				0	0	0	0	-	0.00	=	0.00	0	0			
12	11/29/17	bk136	75	106	99	122	327	552	327	3	109.00	-	0.00	=	109.00	122	327	197	552
13	12/06/17	bk136	75	a136	a136	a136	408	633	327	3	109.00	-	109.00	=	0.00	122	327	197	552
14	12/13/17	bk136	75	a136	a136	a136	408	633	327	3	109.00	-	109.00	=	0.00	122	327	197	552
15	12/20/17	bk136	75	114	157	117	388	613	715	6	119.17	-	109.00	=	10.17	157	388	232	613
16	01/10/18	bk136	75	104	126	144	374	599	1089	9	121.00	-	119.17	=	1.83	157	388	232	613

**End of 1st part**

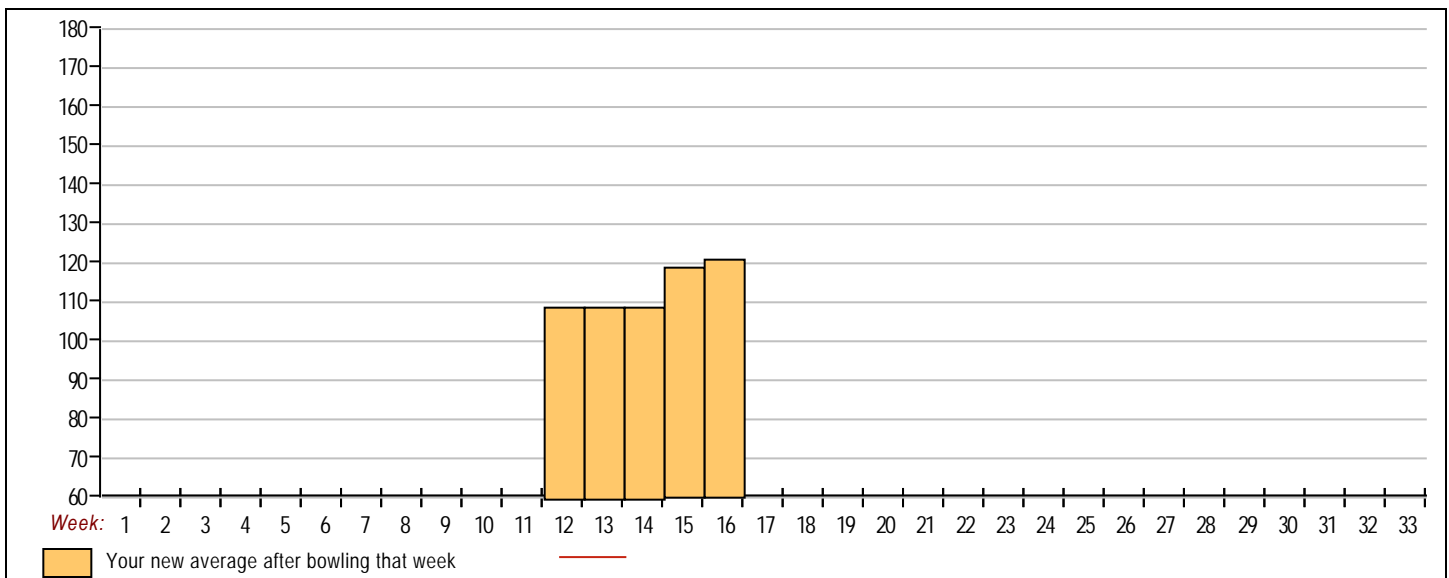
<u>&lt;100</u>	<u>100's</u>	<u>125's</u>	<u>150's</u>	<u>175's</u>	<u>200's</u>	<u>225's</u>	<u>250's</u>	<u>275's</u>	<u>300's</u>
1	5	2	1						
<u>&lt;400</u>	<u>400's</u>	<u>450's</u>	<u>500's</u>	<u>550's</u>	<u>600's</u>	<u>650's</u>	<u>700's</u>	<u>750's</u>	<u>800's</u>
3									

<u>Ave of Game 1</u>	<u>Ave of Game 2</u>	<u>Ave of Game 3</u>
108.00	127.33	127.67

High game of 157 on week 15      High series of 388 on week 15      High average of 121.00 after bowling week 16  
 Low game of 99 on week 12      Low series of 327 on week 12      Low average of 109.00 after bowling week 12

High Scores by Game

Game #1: 114 on week 15    Game #2: 157 on week 15    Game #3: 144 on week 16



Note: This report includes information through January 10 which is Week 16 of 33

**Lisa Perez's Bowling Record - Team 12: Our Lane Our Way**

Week No.	Bowling Date	Old Ave	Old HDCP	Old			Total	HDCP Total	Pins	Gms	---Average Change---			High Game	High Sers	HDCP Game	HDCP Sers		
				-1-	-2-	-3-					New - Old	--->	+/-						
1	09/06/17	bk147	65	146	184	168	498	693	498	3	166.00	-	0.00	=	166.00	184	498	249	693
2	09/13/17	bk147	0				0	0	498	3	166.00	-	166.00	=	0.00	184	498	249	693
3	09/20/17	bk147	65	147	169	166	482	677	980	6	163.33	-	166.00	=	-2.67	184	498	249	693
4	09/27/17	bk147	65	122	168	165	455	650	1435	9	159.44	-	163.33	=	-3.89	184	498	249	693
5	10/04/17	159	54	192	119	193	504	666	1939	12	161.58	-	159.44	=	2.14	193	504	249	693
6	10/11/17	161	53	129	139	161	429	588	2368	15	157.87	-	161.58	=	-3.72	193	504	249	693
7	10/18/17	157	56	144	173	172	489	657	2857	18	158.72	-	157.87	=	0.86	193	504	249	693
8	10/25/17	158	55	a158	a158	a158	474	639	2857	18	158.72	-	158.72	=	0.00	193	504	249	693
9	11/01/17	158	55	186	160	147	493	658	3350	21	159.52	-	158.72	=	0.80	193	504	249	693
10	11/08/17	159	54	159	159	153	471	633	3821	24	159.21	-	159.52	=	-0.32	193	504	249	693
11	11/15/17	159	54	135	149	169	453	615	4274	27	158.30	-	159.21	=	-0.91	193	504	249	693
12	11/29/17	158	55	146	137	170	453	618	4727	30	157.57	-	158.30	=	-0.73	193	504	249	693
13	12/06/17	157	56	143	133	135	411	579	5138	33	155.70	-	157.57	=	-1.87	193	504	249	693
14	12/13/17	155	58	184	156	169	509	683	5647	36	156.86	-	155.70	=	1.16	193	509	249	693
15	12/20/17	156	57	146	175	138	459	630	6106	39	156.56	-	156.86	=	-0.30	193	509	249	693
16	01/10/18	156	57	139	187	171	497	668	6603	42	157.21	-	156.56	=	0.65	193	509	249	693

**End of 1st part**

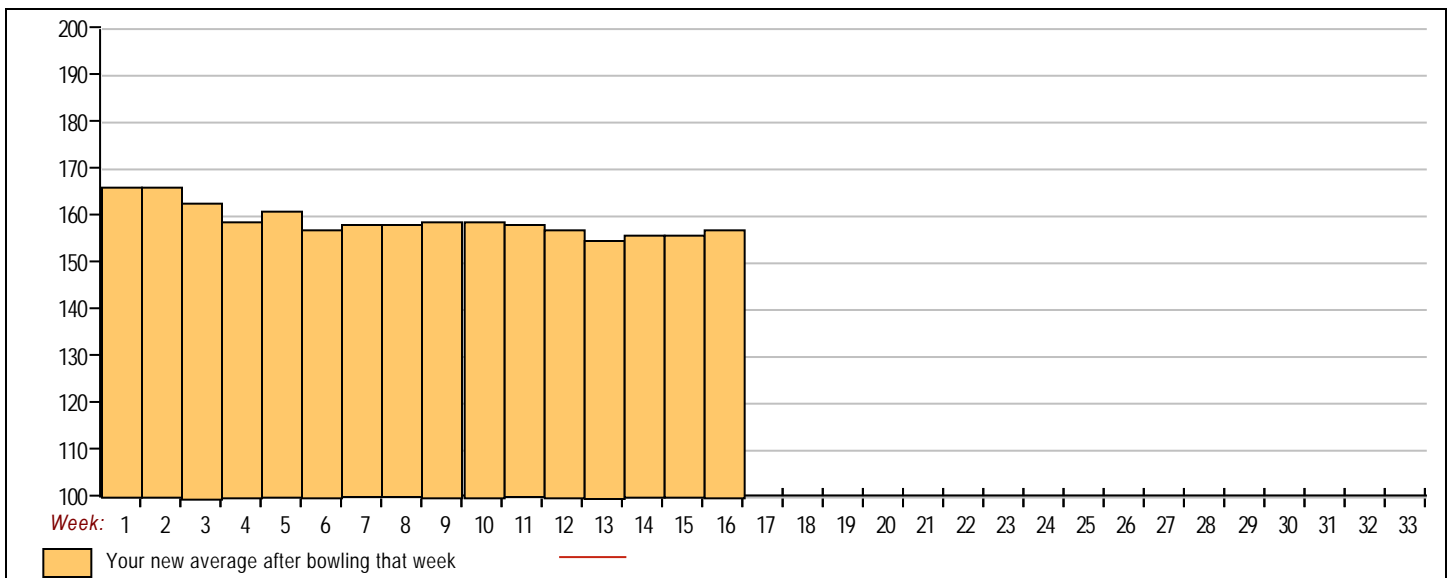
<u>&lt;100</u>	<u>100's</u>	<u>125's</u>	<u>150's</u>	<u>175's</u>	<u>200's</u>	<u>225's</u>	<u>250's</u>	<u>275's</u>	<u>300's</u>
	2	16	17	7					
<u>&lt;400</u>	<u>400's</u>	<u>450's</u>	<u>500's</u>	<u>550's</u>	<u>600's</u>	<u>650's</u>	<u>700's</u>	<u>750's</u>	<u>800's</u>
	2	10	2						

<u>Ave of Game 1</u>	<u>Ave of Game 2</u>	<u>Ave of Game 3</u>
151.29	157.71	162.64

High game of 193 on week 5      High series of 509 on week 14      High average of 166.00 after bowling week 1  
 Low game of 119 on week 5      Low series of 411 on week 13      Low average of 155.70 after bowling week 13

High Scores by Game

Game #1: 192 on week 5    Game #2: 187 on week 16    Game #3: 193 on week 5



Note: This report includes information through January 10 which is Week 16 of 33

### Greg Moffatt's Bowling Record - Team 12: Our Lane Our Way

Week No.	Bowling Date	Old Ave	Old HDCP	-1-	-2-	-3-	Total	HDCP Total	Pins	Gms	---Average Change---			High Game	High Sers	HDCP Game	HDCP Sers
											New - Old	--->	+/-				
1	09/06/17	bk166	0				0	0	0	0		- 0.00 = 0.00	0	0			
2	09/13/17	bk166	48	146	178	146	470	614	470	3	156.67	- 0.00 = 156.67	178	470	226	614	
3	09/20/17	bk166	0				0	0	470	3	156.67	- 156.67 = 0.00	178	470	226	614	
4	09/27/17	bk166	0				0	0	470	3	156.67	- 156.67 = 0.00	178	470	226	614	
5	10/04/17	bk166	0				0	0	470	3	156.67	- 156.67 = 0.00	178	470	226	614	
6	10/11/17	bk166	0				0	0	470	3	156.67	- 156.67 = 0.00	178	470	226	614	
7	10/18/17	bk166	0				0	0	470	3	156.67	- 156.67 = 0.00	178	470	226	614	
8	10/25/17	bk166	0				0	0	470	3	156.67	- 156.67 = 0.00	178	470	226	614	
9	11/01/17	bk166	0				0	0	470	3	156.67	- 156.67 = 0.00	178	470	226	614	
10	11/08/17	bk166	0				0	0	470	3	156.67	- 156.67 = 0.00	178	470	226	614	
11	11/15/17	bk166	0				0	0	470	3	156.67	- 156.67 = 0.00	178	470	226	614	
12	11/29/17	bk166	0				0	0	470	3	156.67	- 156.67 = 0.00	178	470	226	614	
13	12/06/17	bk166	0				0	0	470	3	156.67	- 156.67 = 0.00	178	470	226	614	
14	12/13/17	bk166	48	106	173	182	461	605	931	6	155.17	- 156.67 = -1.50	182	470	230	614	
15	12/20/17	bk166	0				0	0	931	6	155.17	- 155.17 = 0.00	182	470	230	614	
16	01/10/18	bk166	48				0	0	931	6	155.17	- 155.17 = 0.00	182	470	230	614	

### End of 1st part

<u>&lt;100</u>	<u>100's</u>	<u>125's</u>	<u>150's</u>	<u>175's</u>	<u>200's</u>	<u>225's</u>	<u>250's</u>	<u>275's</u>	<u>300's</u>
	1	2	1	2					
<u>&lt;400</u>	<u>400's</u>	<u>450's</u>	<u>500's</u>	<u>550's</u>	<u>600's</u>	<u>650's</u>	<u>700's</u>	<u>750's</u>	<u>800's</u>
		2							

<u>Ave of Game 1</u>	<u>Ave of Game 2</u>	<u>Ave of Game 3</u>
126.00	175.50	164.00

High game of 182 on week 14  
 Low game of 106 on week 14

High series of 470 on week 2  
 Low series of 461 on week 14

High average of 156.67 after bowling week 2  
 Low average of 155.17 after bowling week 14

#### High Scores by Game

Game #1: 146 on week 2 Game #2: 178 on week 2 Game #3: 182 on week 14

