

Note: This report includes information through January 10 which is Week 16 of 33

Lani Chin's Bowling Record - Team 3: Brooklyn Bashers

Week No.	Bowling Date	Old Ave	Old HDCP	-			Total	HDCP Total	Pins	Gms	---Average Change---			High Game	High Sers	HDCP Game	HDCP Sers		
				-1-	-2-	-3-					New	Old	---> +/-						
1	09/06/17	bk160	54	167	154	163	484	646	484	3	161.33	-	0.00	=	161.33	167	484	221	646
2	09/13/17	bk160	54	159	136	160	455	617	939	6	156.50	-	161.33	=	-4.83	167	484	221	646
3	09/20/17	bk160	54	138	135	188	461	623	1400	9	155.56	-	156.50	=	-0.94	188	484	242	646
4	09/27/17	155	58	177	124	146	447	621	1847	12	153.92	-	155.56	=	-1.64	188	484	242	646
5	10/04/17	153	60	169	122	137	428	608	2275	15	151.67	-	153.92	=	-2.25	188	484	242	646
6	10/11/17	151	62	191	177	155	523	709	2798	18	155.44	-	151.67	=	3.78	191	523	253	709
7	10/18/17	155	58	127	201	150	478	652	3276	21	156.00	-	155.44	=	0.56	201	523	259	709
8	10/25/17	156	57	157	158	162	477	648	3753	24	156.38	-	156.00	=	0.38	201	523	259	709
9	11/01/17	156	57	a156	a156	a156	468	639	3753	24	156.38	-	156.38	=	0.00	201	523	259	709
10	11/08/17	156	57	158	159	118	435	606	4188	27	155.11	-	156.38	=	-1.26	201	523	259	709
11	11/15/17	155	58	155	165	135	455	629	4643	30	154.77	-	155.11	=	-0.34	201	523	259	709
12	11/29/17	154	59	169	169	126	464	641	5107	33	154.76	-	154.77	=	-0.01	201	523	259	709
13	12/06/17	154	59	143	168	135	446	623	5553	36	154.25	-	154.76	=	-0.51	201	523	259	709
14	12/13/17	154	59	160	219	138	517	694	6070	39	155.64	-	154.25	=	1.39	219	523	278	709
15	12/20/17	155	58	158	175	157	490	664	6560	42	156.19	-	155.64	=	0.55	219	523	278	709
16	01/10/18	156	57	157	176	187	520	691	7080	45	157.33	-	156.19	=	1.14	219	523	278	709

End of 1st part

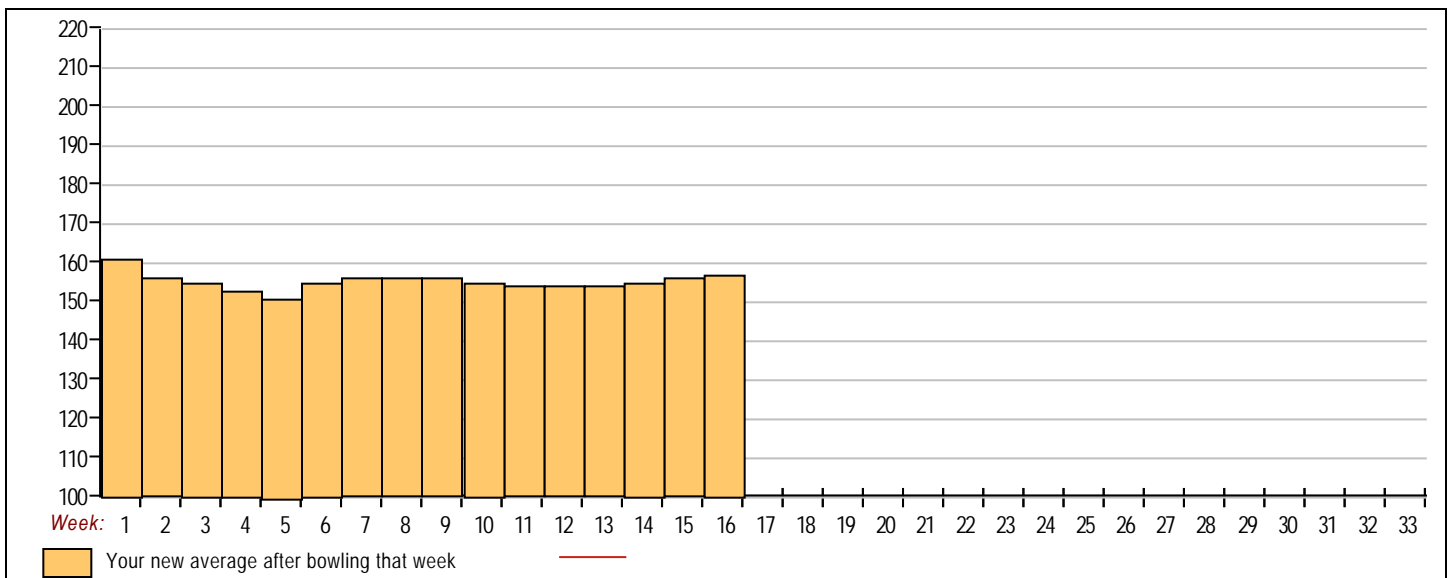
<u><100</u>	<u>100's</u>	<u>125's</u>	<u>150's</u>	<u>175's</u>	<u>200's</u>	<u>225's</u>	<u>250's</u>	<u>275's</u>	<u>300's</u>
	3	11	22	7	2				
<u><400</u>	<u>400's</u>	<u>450's</u>	<u>500's</u>	<u>550's</u>	<u>600's</u>	<u>650's</u>	<u>700's</u>	<u>750's</u>	<u>800's</u>
	4	8	3						

<u>Ave of Game 1</u>	<u>Ave of Game 2</u>	<u>Ave of Game 3</u>
159.00	162.53	150.47

High game of 219 on week 14 High series of 523 on week 6 High average of 161.33 after bowling week 1
 Low game of 118 on week 10 Low series of 428 on week 5 Low average of 151.67 after bowling week 5

High Scores by Game

Game #1: 191 on week 6 Game #2: 219 on week 14 Game #3: 188 on week 3



Note: This report includes information through January 10 which is Week 16 of 33

Steve Ho's Bowling Record - Team 3: Brooklyn Bashers

Week No.	Bowling Date	Old Ave	Old HDCP	-			Total	HDCP Total	Pins	Gms	---Average Change---			High Game	High Sers	HDCP Game	HDCP Sers
				-1-	-2-	-3-					New - Old	---> +/-					
1	09/06/17	bk201	17	258	205	193	656	707	656	3	218.67	- 0.00	= 218.67	258	656	275	707
2	09/13/17	bk201	17	200	200	191	591	642	1247	6	207.83	- 218.67	= -10.83	258	656	275	707
3	09/20/17	bk201	17	169	224	160	553	604	1800	9	200.00	- 207.83	= -7.83	258	656	275	707
4	09/27/17	200	0				0	0	1800	9	200.00	- 200.00	= 0.00	258	656	275	707
5	10/04/17	200	0				0	0	1800	9	200.00	- 200.00	= 0.00	258	656	275	707
6	10/11/17	200	18	150	203	245	598	652	2398	12	199.83	- 200.00	= -0.17	258	656	275	707
7	10/18/17	199	18	265	165	211	641	695	3039	15	202.60	- 199.83	= 2.77	265	656	283	707
8	10/25/17	202	16	185	202	188	575	623	3614	18	200.78	- 202.60	= -1.82	265	656	283	707
9	11/01/17	200	18	194	189	203	586	640	4200	21	200.00	- 200.78	= -0.78	265	656	283	707
10	11/08/17	200	18	216	185	160	561	615	4761	24	198.38	- 200.00	= -1.63	265	656	283	707
11	11/15/17	198	19	a198	a198	a198	594	651	4761	24	198.38	- 198.38	= 0.00	265	656	283	707
12	11/29/17	198	19	247	205	183	635	692	5396	27	199.85	- 198.38	= 1.48	265	656	283	707
13	12/06/17	199	0				0	0	5396	27	199.85	- 199.85	= 0.00	265	656	283	707
14	12/13/17	199	18	213	248	242	703	757	6099	30	203.30	- 199.85	= 3.45	265	703	283	757
15	12/20/17	203	0				0	0	6099	30	203.30	- 203.30	= 0.00	265	703	283	757
16	01/10/18	203	15	226	162	243	631	676	6730	33	203.94	- 203.30	= 0.64	265	703	283	757

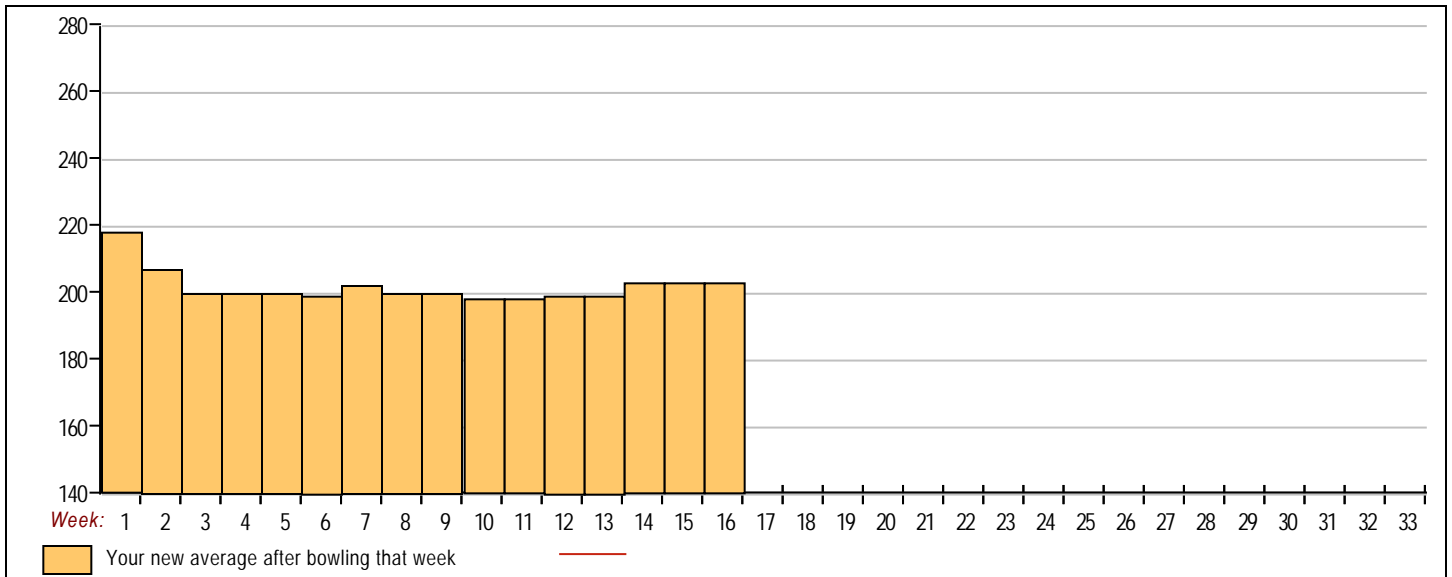
End of 1st part

<u><100</u>	<u>100's</u>	<u>125's</u>	<u>150's</u>	<u>175's</u>	<u>200's</u>	<u>225's</u>	<u>250's</u>	<u>275's</u>	<u>300's</u>
			6	8	11	6	2		
<u><400</u>	<u>400's</u>	<u>450's</u>	<u>500's</u>	<u>550's</u>	<u>600's</u>	<u>650's</u>	<u>700's</u>	<u>750's</u>	<u>800's</u>
			6	3	1	1			
			<u>Ave of Game 1</u>	<u>Ave of Game 2</u>	<u>Ave of Game 3</u>				
			211.18	198.91	201.73				

High game of 265 on week 7 High series of 703 on week 14 High average of 218.67 after bowling week 1
 Low game of 150 on week 6 Low series of 553 on week 3 Low average of 198.38 after bowling week 10

High Scores by Game

Game #1: 265 on week 7 Game #2: 248 on week 14 Game #3: 245 on week 6



Note: This report includes information through January 10 which is Week 16 of 33

Jason Wu's Bowling Record - Team 3: Brooklyn Bashers

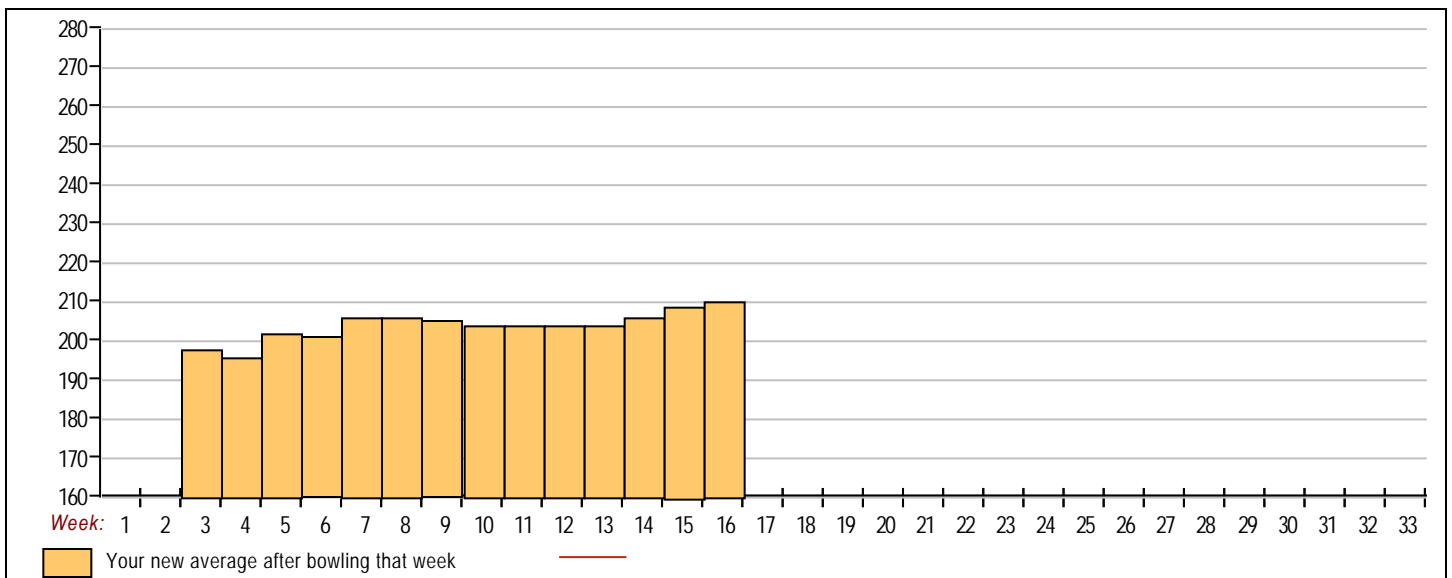
Week No.	Bowling Date	Old Ave	Old HDCP	-			Total	HDCP Total	Pins	Gms	---Average Change---			High Game	High Sers	HDCP Game	HDCP Sers		
				-1-	-2-	-3-					New - Old	--->	+/-						
1	09/06/17	bk198	0				0	0	0	0	-	0.00	=	0.00	0	0			
2	09/13/17	bk198	0				0	0	0	0	-	0.00	=	0.00	0	0			
3	09/20/17	bk198	19	193	232	169	594	651	594	3	198.00	-	0.00	=	198.00	232	594	251	651
4	09/27/17	bk198	19	191	213	183	587	644	1181	6	196.83	-	198.00	=	-1.17	232	594	251	651
5	10/04/17	bk198	19	247	182	215	644	701	1825	9	202.78	-	196.83	=	5.94	247	644	266	701
6	10/11/17	202	16	183	215	192	590	638	2415	12	201.25	-	202.78	=	-1.53	247	644	266	701
7	10/18/17	201	17	203	215	266	684	735	3099	15	206.60	-	201.25	=	5.35	266	684	283	735
8	10/25/17	206	12	a206	a206	a206	618	654	3099	15	206.60	-	206.60	=	0.00	266	684	283	735
9	11/01/17	206	12	212	202	182	596	632	3695	18	205.28	-	206.60	=	-1.32	266	684	283	735
10	11/08/17	205	13	189	222	191	602	641	4297	21	204.62	-	205.28	=	-0.66	266	684	283	735
11	11/15/17	204	14	a204	a204	a204	612	654	4297	21	204.62	-	204.62	=	0.00	266	684	283	735
12	11/29/17	204	14	a204	a204	a204	612	654	4297	21	204.62	-	204.62	=	0.00	266	684	283	735
13	12/06/17	204	14	a204	a204	a204	612	654	4297	21	204.62	-	204.62	=	0.00	266	684	283	735
14	12/13/17	204	14	227	184	257	668	710	4965	24	206.88	-	204.62	=	2.26	266	684	283	735
15	12/20/17	206	12	199	248	237	684	720	5649	27	209.22	-	206.88	=	2.35	266	684	283	735
16	01/10/18	209	9	183	242	239	664	691	6313	30	210.43	-	209.22	=	1.21	266	684	283	735

End of 1st part

<u><100</u>	<u>100's</u>	<u>125's</u>	<u>150's</u>	<u>175's</u>	<u>200's</u>	<u>225's</u>	<u>250's</u>	<u>275's</u>	<u>300's</u>
			1	12	8	7	2		
<u><400</u>	<u>400's</u>	<u>450's</u>	<u>500's</u>	<u>550's</u>	<u>600's</u>	<u>650's</u>	<u>700's</u>	<u>750's</u>	<u>800's</u>
				4	2	4			
			<u>Ave of Game 1</u>	<u>Ave of Game 2</u>	<u>Ave of Game 3</u>				
			202.70	215.50	213.10				

High game of 266 on week 7 High series of 684 on week 7 High average of 210.43 after bowling week 16
 Low game of 169 on week 3 Low series of 587 on week 4 Low average of 196.83 after bowling week 4

High Scores by Game
 Game #1: 247 on week 5 Game #2: 248 on week 15 Game #3: 266 on week 7



Note: This report includes information through January 10 which is Week 16 of 33

Darrick Ho's Bowling Record - Team 3: Brooklyn Bashers

Week No.	Bowling Date	Old Ave	Old HDCP	-			Total	HDCP Total	Pins	Gms	---Average Change---			High Game	High Sers	HDCP Game	HDCP Sers		
				-1-	-2-	-3-					New - Old	--->	+/-						
1	09/06/17	bk191	0				0	0	0	0	-	0.00	=	0.00	0	0			
2	09/13/17	bk191	0				0	0	0	0	-	0.00	=	0.00	0	0			
3	09/20/17	bk191	0				0	0	0	0	-	0.00	=	0.00	0	0			
4	09/27/17	bk191	26	211	268	202	681	759	681	3	227.00	-	0.00	=	227.00	268	681	294	759
5	10/04/17	bk191	26	a191	a191	a191	573	651	681	3	227.00	-	227.00	=	0.00	268	681	294	759
6	10/11/17	bk191	0				0	0	681	3	227.00	-	227.00	=	0.00	268	681	294	759
7	10/18/17	bk191	0				0	0	681	3	227.00	-	227.00	=	0.00	268	681	294	759
8	10/25/17	bk191	0				0	0	681	3	227.00	-	227.00	=	0.00	268	681	294	759
9	11/01/17	bk191	0				0	0	681	3	227.00	-	227.00	=	0.00	268	681	294	759
10	11/08/17	bk191	0				0	0	681	3	227.00	-	227.00	=	0.00	268	681	294	759
11	11/15/17	bk191	0				0	0	681	3	227.00	-	227.00	=	0.00	268	681	294	759
12	11/29/17	bk191	0				0	0	681	3	227.00	-	227.00	=	0.00	268	681	294	759
13	12/06/17	bk191	26	221	169	201	591	669	1272	6	212.00	-	227.00	=	-15.00	268	681	294	759
14	12/13/17	bk191	0				0	0	1272	6	212.00	-	212.00	=	0.00	268	681	294	759
15	12/20/17	bk191	26	177	194	192	563	641	1835	9	203.89	-	212.00	=	-8.11	268	681	294	759
16	01/10/18	203	15				0	0	1835	9	203.89	-	203.89	=	0.00	268	681	294	759

End of 1st part

<u><100</u>	<u>100's</u>	<u>125's</u>	<u>150's</u>	<u>175's</u>	<u>200's</u>	<u>225's</u>	<u>250's</u>	<u>275's</u>	<u>300's</u>
			1	3	4		1		
<u><400</u>	<u>400's</u>	<u>450's</u>	<u>500's</u>	<u>550's</u>	<u>600's</u>	<u>650's</u>	<u>700's</u>	<u>750's</u>	<u>800's</u>
				2		1			
			<u>Ave of Game 1</u>	<u>Ave of Game 2</u>	<u>Ave of Game 3</u>				
			203.00	210.33	198.33				

High game of 268 on week 4 High series of 681 on week 4 High average of 227.00 after bowling week 4
 Low game of 169 on week 13 Low series of 563 on week 15 Low average of 203.89 after bowling week 15

High Scores by Game

Game #1: 221 on week 13 Game #2: 268 on week 4 Game #3: 202 on week 4

