

Note: This report includes information through January 10 which is Week 16 of 33

Tina Gonzaga's Bowling Record - Team 6: Triple Threat

Week No.	Bowling Date	Old Ave	Old HDCP	-			Total	HDCP Total	Pins	Gms	---Average Change---			High Game	High Sers	HDCP Game	HDCP Sers		
				-1-	-2-	-3-					New	Old	---> +/-						
1	09/06/17	bk116	0				0	0	0	0	-	0.00	=	0.00	0	0			
2	09/13/17	bk116	0				0	0	0	0	-	0.00	=	0.00	0	0			
3	09/20/17	bk116	93	122	148	104	374	653	374	3	124.67	-	0.00	=	124.67	148	374	241	653
4	09/27/17	bk116	0				0	0	374	3	124.67	-	124.67	=	0.00	148	374	241	653
5	10/04/17	bk116	93	126	84	100	310	589	684	6	114.00	-	124.67	=	-10.67	148	374	241	653
6	10/11/17	bk116	0				0	0	684	6	114.00	-	114.00	=	0.00	148	374	241	653
7	10/18/17	bk116	0				0	0	684	6	114.00	-	114.00	=	0.00	148	374	241	653
8	10/25/17	bk116	0				0	0	684	6	114.00	-	114.00	=	0.00	148	374	241	653
9	11/01/17	bk116	0				0	0	684	6	114.00	-	114.00	=	0.00	148	374	241	653
10	11/08/17	bk116	93	123	118	129	370	649	1054	9	117.11	-	114.00	=	3.11	148	374	241	653
11	11/15/17	117	92	129	113	134	376	652	1430	12	119.17	-	117.11	=	2.06	148	376	241	653
12	11/29/17	119	90	97	155	104	356	626	1786	15	119.07	-	119.17	=	-0.10	155	376	245	653
13	12/06/17	119	90	104	125	141	370	640	2156	18	119.78	-	119.07	=	0.71	155	376	245	653
14	12/13/17	119	90	127	119	141	387	657	2543	21	121.10	-	119.78	=	1.32	155	387	245	657
15	12/20/17	121	89	107	135	101	343	610	2886	24	120.25	-	121.10	=	-0.85	155	387	245	657
16	01/10/18	120	90	125	131	182	438	708	3324	27	123.11	-	120.25	=	2.86	182	438	272	708

End of 1st part

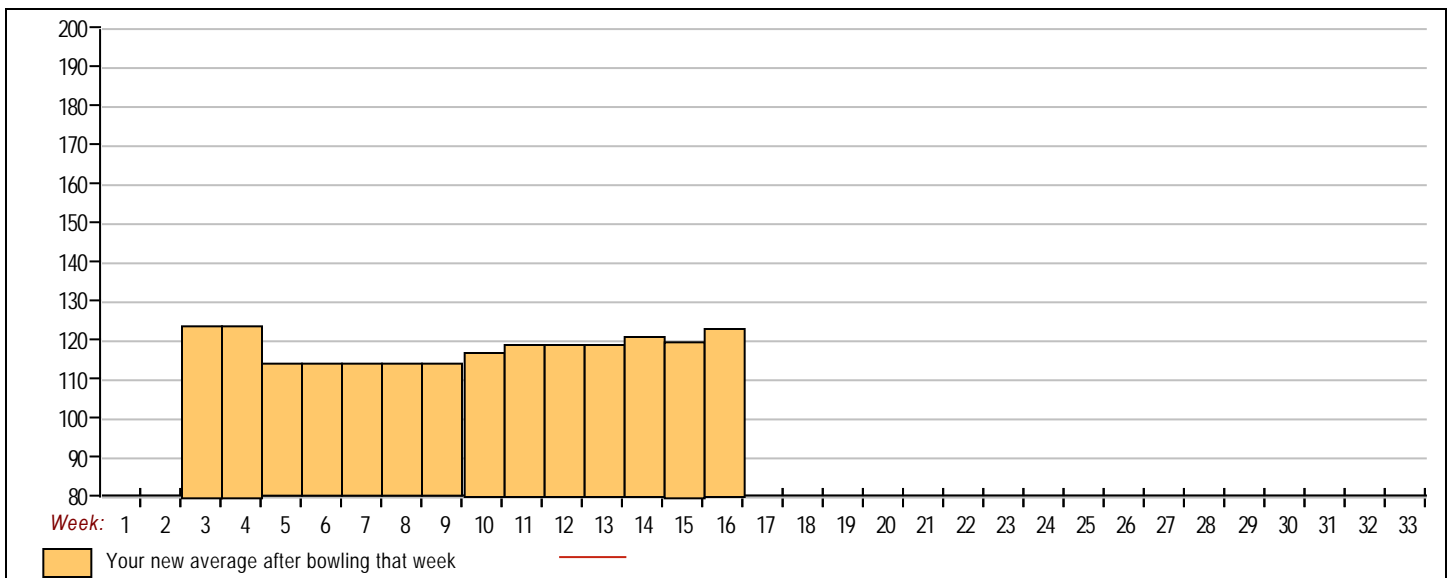
<u><100</u>	<u>100's</u>	<u>125's</u>	<u>150's</u>	<u>175's</u>	<u>200's</u>	<u>225's</u>	<u>250's</u>	<u>275's</u>	<u>300's</u>
2	11	12	1	1					
<u><400</u>	<u>400's</u>	<u>450's</u>	<u>500's</u>	<u>550's</u>	<u>600's</u>	<u>650's</u>	<u>700's</u>	<u>750's</u>	<u>800's</u>
8	1								

<u>Ave of Game 1</u>	<u>Ave of Game 2</u>	<u>Ave of Game 3</u>
117.78	125.33	126.22

High game of **182** on week **16** High series of **438** on week **16** High average of **124.67** after bowling week **3**
 Low game of **84** on week **5** Low series of **310** on week **5** Low average of **114.00** after bowling week **5**

High Scores by Game

Game #1: **129** on week **11** Game #2: **155** on week **12** Game #3: **182** on week **16**



Note: This report includes information through January 10 which is Week 16 of 33

Soledad Dillon's Bowling Record - Team 6: Triple Threat

Week No.	Bowling Date	Old Ave	Old HDCP	-1- -2- -3-			Total	HDCP Total	Pins	Gms	---Average Change---			High Game	High Sers	HDCP Game	HDCP Sers
											New - Old	--->	+/-				
1	09/06/17	bk125	85	131	127	161	419	674	419	3	139.67	- 0.00	= 139.67	161	419	246	674
2	09/13/17	bk125	85	105	125	141	371	626	790	6	131.67	- 139.67	= -8.00	161	419	246	674
3	09/20/17	bk125	85	118	102	133	353	608	1143	9	127.00	- 131.67	= -4.67	161	419	246	674
4	09/27/17	127	83	173	163	123	459	708	1602	12	133.50	- 127.00	= 6.50	173	459	256	708
5	10/04/17	133	78	a133	a133	a133	399	633	1602	12	133.50	- 133.50	= 0.00	173	459	256	708
6	10/11/17	133	78	104	117	114	335	569	1937	15	129.13	- 133.50	= -4.37	173	459	256	708
7	10/18/17	129	81	114	129	119	362	605	2299	18	127.72	- 129.13	= -1.41	173	459	256	708
8	10/25/17	127	83	129	126	132	387	636	2686	21	127.90	- 127.72	= 0.18	173	459	256	708
9	11/01/17	127	83	142	117	149	408	657	3094	24	128.92	- 127.90	= 1.01	173	459	256	708
10	11/08/17	128	82	a128	a128	a128	384	630	3094	24	128.92	- 128.92	= 0.00	173	459	256	708
11	11/15/17	128	82	134	95	113	342	588	3436	27	127.26	- 128.92	= -1.66	173	459	256	708
12	11/29/17	127	83	158	141	127	426	675	3862	30	128.73	- 127.26	= 1.47	173	459	256	708
13	12/06/17	128	82	116	118	148	382	628	4244	33	128.61	- 128.73	= -0.13	173	459	256	708
14	12/13/17	128	82	153	148	136	437	683	4681	36	130.03	- 128.61	= 1.42	173	459	256	708
15	12/20/17	130	81	a130	a130	a130	390	633	4681	36	130.03	- 130.03	= 0.00	173	459	256	708
16	01/10/18	130	81	127	110	117	354	597	5035	39	129.10	- 130.03	= -0.93	173	459	256	708

End of 1st part

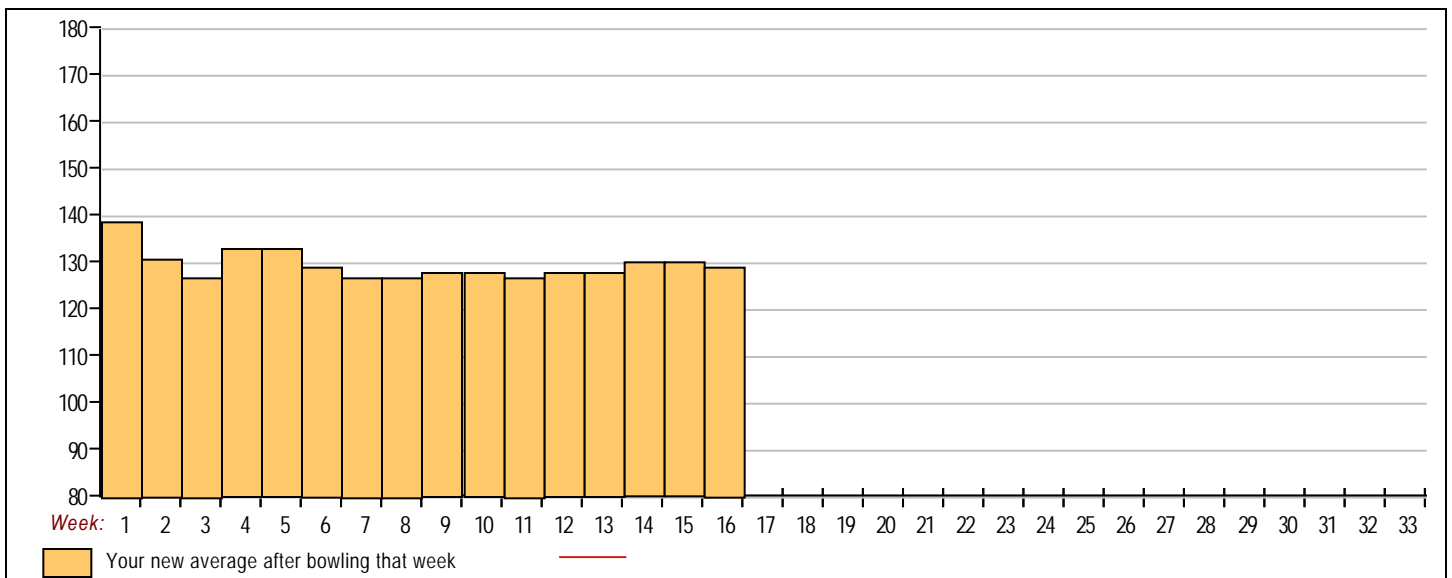
<u><100</u>	<u>100's</u>	<u>125's</u>	<u>150's</u>	<u>175's</u>	<u>200's</u>	<u>225's</u>	<u>250's</u>	<u>275's</u>	<u>300's</u>
1	15	18	5						
<u><400</u>	<u>400's</u>	<u>450's</u>	<u>500's</u>	<u>550's</u>	<u>600's</u>	<u>650's</u>	<u>700's</u>	<u>750's</u>	<u>800's</u>
8	4	1							

<u>Ave of Game 1</u>	<u>Ave of Game 2</u>	<u>Ave of Game 3</u>
131.08	124.46	131.77

High game of 173 on week 4 High series of 459 on week 4 High average of 139.67 after bowling week 1
 Low game of 95 on week 11 Low series of 335 on week 6 Low average of 127.00 after bowling week 3

High Scores by Game

Game #1: 173 on week 4 Game #2: 163 on week 4 Game #3: 161 on week 1



Note: This report includes information through January 10 which is Week 16 of 33

Linda Evangelista's Bowling Record - Team 6: Triple Threat

Week No.	Bowling Date	Old Ave	Old HDCP	-1- -2- -3-			Total	HDCP Total	Pins	Gms	---Average Change---			High Game	High Sers	HDCP Game	HDCP Sers
											New - Old	---> +/-					
1	09/06/17	bk136	75	137	136	110	383	608	383	3	127.67	- 0.00	= 127.67	137	383	212	608
2	09/13/17	bk136	75	127	137	116	380	605	763	6	127.17	- 127.67	= -0.50	137	383	212	608
3	09/20/17	bk136	75	132	130	151	413	638	1176	9	130.67	- 127.17	= 3.50	151	413	226	638
4	09/27/17	130	81	136	110	101	347	590	1523	12	126.92	- 130.67	= -3.75	151	413	226	638
5	10/04/17	126	84	120	148	117	385	637	1908	15	127.20	- 126.92	= 0.28	151	413	232	638
6	10/11/17	127	83	119	160	124	403	652	2311	18	128.39	- 127.20	= 1.19	160	413	243	652
7	10/18/17	128	82	117	143	148	408	654	2719	21	129.48	- 128.39	= 1.09	160	413	243	654
8	10/25/17	129	81	126	164	121	411	654	3130	24	130.42	- 129.48	= 0.94	164	413	245	654
9	11/01/17	130	81	134	121	150	405	648	3535	27	130.93	- 130.42	= 0.51	164	413	245	654
10	11/08/17	130	81	156	159	158	473	716	4008	30	133.60	- 130.93	= 2.67	164	473	245	716
11	11/15/17	133	78	135	116	115	366	600	4374	33	132.55	- 133.60	= -1.05	164	473	245	716
12	11/29/17	132	79	110	170	156	436	673	4810	36	133.61	- 132.55	= 1.07	170	473	249	716
13	12/06/17	133	78	130	169	117	416	650	5226	39	134.00	- 133.61	= 0.39	170	473	249	716
14	12/13/17	134	77	157	141	148	446	677	5672	42	135.05	- 134.00	= 1.05	170	473	249	716
15	12/20/17	135	76	145	140	165	450	678	6122	45	136.04	- 135.05	= 1.00	170	473	249	716
16	01/10/18	136	75	161	145	127	433	658	6555	48	136.56	- 136.04	= 0.52	170	473	249	716

End of 1st part

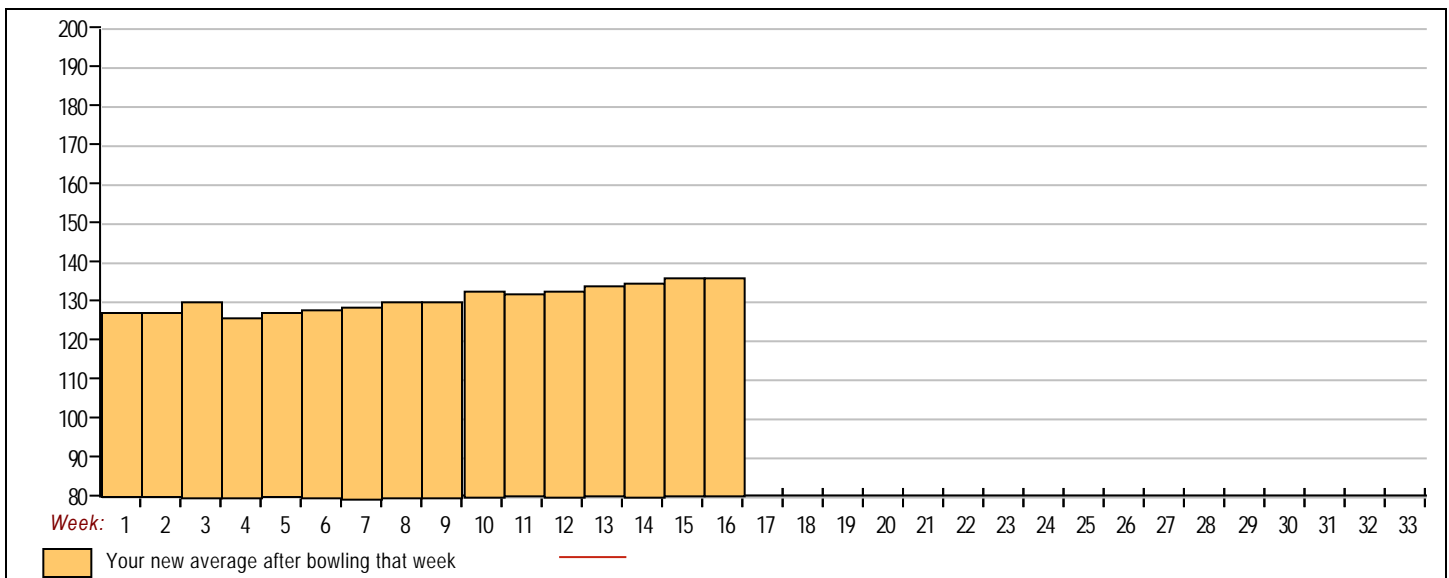
<u><100</u>	<u>100's</u>	<u>125's</u>	<u>150's</u>	<u>175's</u>	<u>200's</u>	<u>225's</u>	<u>250's</u>	<u>275's</u>	<u>300's</u>
	15	20	13						
<u><400</u>	<u>400's</u>	<u>450's</u>	<u>500's</u>	<u>550's</u>	<u>600's</u>	<u>650's</u>	<u>700's</u>	<u>750's</u>	<u>800's</u>
5	9	2							

<u>Ave of Game 1</u>	<u>Ave of Game 2</u>	<u>Ave of Game 3</u>
133.88	143.06	132.75

High game of **170** on week **12** High series of **473** on week **10** High average of **136.56** after bowling week **16**
 Low game of **101** on week **4** Low series of **347** on week **4** Low average of **126.92** after bowling week **4**

High Scores by Game

Game #1: **161** on week **16** Game #2: **170** on week **12** Game #3: **165** on week **15**



Note: This report includes information through January 10 which is Week 16 of 33

Nick Evangelista's Bowling Record - Team 6: Triple Threat

Week No.	Bowling Date	Old Ave	Old HDCP	-			Total	HDCP Total	Pins	Gms	---Average Change---			High Game	High Sers	HDCP Game	HDCP Sers		
				-1-	-2-	-3-					New	Old	---> +/-						
1	09/06/17	bk168	46	212	170	215	597	735	597	3	199.00	-	0.00	=	199.00	215	597	261	735
2	09/13/17	bk168	46	185	179	179	543	681	1140	6	190.00	-	199.00	=	-9.00	215	597	261	735
3	09/20/17	bk168	0				0	0	1140	6	190.00	-	190.00	=	0.00	215	597	261	735
4	09/27/17	bk168	46	143	176	138	457	595	1597	9	177.44	-	190.00	=	-12.56	215	597	261	735
5	10/04/17	177	0				0	0	1597	9	177.44	-	177.44	=	0.00	215	597	261	735
6	10/11/17	177	38	180	158	161	499	613	2096	12	174.67	-	177.44	=	-2.78	215	597	261	735
7	10/18/17	174	41	158	122	193	473	596	2569	15	171.27	-	174.67	=	-3.40	215	597	261	735
8	10/25/17	171	44	210	213	189	612	744	3181	18	176.72	-	171.27	=	5.46	215	612	261	744
9	11/01/17	176	39	163	193	234	590	707	3771	21	179.57	-	176.72	=	2.85	234	612	273	744
10	11/08/17	179	0				0	0	3771	21	179.57	-	179.57	=	0.00	234	612	273	744
11	11/15/17	179	0				0	0	3771	21	179.57	-	179.57	=	0.00	234	612	273	744
12	11/29/17	179	0				0	0	3771	21	179.57	-	179.57	=	0.00	234	612	273	744
13	12/06/17	179	0				0	0	3771	21	179.57	-	179.57	=	0.00	234	612	273	744
14	12/13/17	179	0				0	0	3771	21	179.57	-	179.57	=	0.00	234	612	273	744
15	12/20/17	179	0				0	0	3771	21	179.57	-	179.57	=	0.00	234	612	273	744
16	01/10/18	179	36				0	0	3771	21	179.57	-	179.57	=	0.00	234	612	273	744

End of 1st part

<u><100</u>	<u>100's</u>	<u>125's</u>	<u>150's</u>	<u>175's</u>	<u>200's</u>	<u>225's</u>	<u>250's</u>	<u>275's</u>	<u>300's</u>
	1	2	5	8	4	1			
<u><400</u>	<u>400's</u>	<u>450's</u>	<u>500's</u>	<u>550's</u>	<u>600's</u>	<u>650's</u>	<u>700's</u>	<u>750's</u>	<u>800's</u>
		3	1	2	1				
			<u>Ave of Game 1</u>	<u>Ave of Game 2</u>	<u>Ave of Game 3</u>				
			178.71	173.00	187.00				

High game of 234 on week 9 High series of 612 on week 8 High average of 199.00 after bowling week 1
 Low game of 122 on week 7 Low series of 457 on week 4 Low average of 171.27 after bowling week 7

High Scores by Game

Game #1: 212 on week 1 Game #2: 213 on week 8 Game #3: 234 on week 9

